





13611 B Street • Omaha, Nebraska 68144-3693 • (402) 334-7770 • FAX (402) 334-9121 • www.midwestlabs.com

Lab #	2828409	<b>Report of Analysis</b>		Report Number: 18-219-4089																																																																																																																																																	
<b>Account:</b> 45701	OPERATIONS RYAN BOYER CITY OF LINCOLN SOLID WASTE 5101 N 48TH ST LINCOLN NE 68504		 Robert Ferris Account Manager 402-829-9871																																																																																																																																																		
<b>Date Sampled:</b> <b>Date Received:</b> <b>Sample ID:</b>	2018-07-16 2018-07-17 SUMMER 2017 COMPOSITE																																																																																																																																																				
			COMPOST ANALYSIS 79179																																																																																																																																																		
Total content, lbs per ton (as rec'd)																																																																																																																																																					
<table border="1"> <thead> <tr> <th></th> <th></th> <th>Analysis (as rec'd)</th> <th>Analysis (dry weight)</th> <th></th> </tr> </thead> <tbody> <tr> <td colspan="5"><b>NUTRIENTS</b></td> </tr> <tr> <td colspan="5">Nitrogen</td> </tr> <tr> <td>Total Nitrogen</td> <td>%</td> <td>1.22</td> <td>2.61</td> <td>24.4</td> </tr> <tr> <td>Organic Nitrogen</td> <td>%</td> <td>1.20</td> <td>2.55</td> <td>23.9</td> </tr> <tr> <td>Ammonium Nitrogen</td> <td>%</td> <td>0.004</td> <td>0.009</td> <td>----</td> </tr> <tr> <td>Nitrate Nitrogen</td> <td>%</td> <td>0.02</td> <td>0.04</td> <td>0.4</td> </tr> <tr> <td colspan="5">Major and Secondary Nutrients</td> </tr> <tr> <td>Phosphorus</td> <td>%</td> <td>0.22</td> <td>0.47</td> <td>4.4</td> </tr> <tr> <td>Phosphorus as P2O5</td> <td>%</td> <td>0.50</td> <td>1.07</td> <td>10.0</td> </tr> <tr> <td>Potassium</td> <td>%</td> <td>1.07</td> <td>2.29</td> <td>21.4</td> </tr> <tr> <td>Potassium as K2O</td> <td>%</td> <td>1.29</td> <td>2.76</td> <td>25.8</td> </tr> <tr> <td>Sulfur</td> <td>%</td> <td>0.16</td> <td>0.34</td> <td>3.2</td> </tr> <tr> <td>Calcium</td> <td>%</td> <td>1.79</td> <td>3.82</td> <td>35.8</td> </tr> <tr> <td>Magnesium</td> <td>%</td> <td>0.28</td> <td>0.60</td> <td>5.6</td> </tr> <tr> <td>Sodium</td> <td>%</td> <td>0.030</td> <td>0.064</td> <td>0.6</td> </tr> <tr> <td colspan="5">Micronutrients</td> </tr> <tr> <td>Iron</td> <td>ppm</td> <td>3650</td> <td>7796</td> <td>7.3</td> </tr> <tr> <td>Manganese</td> <td>ppm</td> <td>182</td> <td>389</td> <td>0.4</td> </tr> <tr> <td>Boron</td> <td>ppm</td> <td>&lt; 100</td> <td>----</td> <td>----</td> </tr> <tr> <td colspan="5"><b>OTHER PROPERTIES</b></td> </tr> <tr> <td>Moisture</td> <td>%</td> <td>53.18</td> <td></td> <td></td> </tr> <tr> <td>Total Solids</td> <td>%</td> <td>46.82</td> <td></td> <td>936.4</td> </tr> <tr> <td>Organic Matter</td> <td>%</td> <td>25.90</td> <td>55.32</td> <td>518.0</td> </tr> <tr> <td>Ash</td> <td>%</td> <td>20.30</td> <td>43.36</td> <td>406.0</td> </tr> <tr> <td>Total Carbon</td> <td>%</td> <td>14.12</td> <td>30.16</td> <td></td> </tr> <tr> <td>Chloride</td> <td>%</td> <td>0.22</td> <td>0.47</td> <td></td> </tr> <tr> <td>pH</td> <td></td> <td>8.0</td> <td></td> <td></td> </tr> <tr> <td>Conductivity 1:5 (Soluble Salts)</td> <td>mS/cm</td> <td>6.1</td> <td></td> <td></td> </tr> </tbody> </table>							Analysis (as rec'd)	Analysis (dry weight)		<b>NUTRIENTS</b>					Nitrogen					Total Nitrogen	%	1.22	2.61	24.4	Organic Nitrogen	%	1.20	2.55	23.9	Ammonium Nitrogen	%	0.004	0.009	----	Nitrate Nitrogen	%	0.02	0.04	0.4	Major and Secondary Nutrients					Phosphorus	%	0.22	0.47	4.4	Phosphorus as P2O5	%	0.50	1.07	10.0	Potassium	%	1.07	2.29	21.4	Potassium as K2O	%	1.29	2.76	25.8	Sulfur	%	0.16	0.34	3.2	Calcium	%	1.79	3.82	35.8	Magnesium	%	0.28	0.60	5.6	Sodium	%	0.030	0.064	0.6	Micronutrients					Iron	ppm	3650	7796	7.3	Manganese	ppm	182	389	0.4	Boron	ppm	< 100	----	----	<b>OTHER PROPERTIES</b>					Moisture	%	53.18			Total Solids	%	46.82		936.4	Organic Matter	%	25.90	55.32	518.0	Ash	%	20.30	43.36	406.0	Total Carbon	%	14.12	30.16		Chloride	%	0.22	0.47		pH		8.0			Conductivity 1:5 (Soluble Salts)	mS/cm	6.1		
		Analysis (as rec'd)	Analysis (dry weight)																																																																																																																																																		
<b>NUTRIENTS</b>																																																																																																																																																					
Nitrogen																																																																																																																																																					
Total Nitrogen	%	1.22	2.61	24.4																																																																																																																																																	
Organic Nitrogen	%	1.20	2.55	23.9																																																																																																																																																	
Ammonium Nitrogen	%	0.004	0.009	----																																																																																																																																																	
Nitrate Nitrogen	%	0.02	0.04	0.4																																																																																																																																																	
Major and Secondary Nutrients																																																																																																																																																					
Phosphorus	%	0.22	0.47	4.4																																																																																																																																																	
Phosphorus as P2O5	%	0.50	1.07	10.0																																																																																																																																																	
Potassium	%	1.07	2.29	21.4																																																																																																																																																	
Potassium as K2O	%	1.29	2.76	25.8																																																																																																																																																	
Sulfur	%	0.16	0.34	3.2																																																																																																																																																	
Calcium	%	1.79	3.82	35.8																																																																																																																																																	
Magnesium	%	0.28	0.60	5.6																																																																																																																																																	
Sodium	%	0.030	0.064	0.6																																																																																																																																																	
Micronutrients																																																																																																																																																					
Iron	ppm	3650	7796	7.3																																																																																																																																																	
Manganese	ppm	182	389	0.4																																																																																																																																																	
Boron	ppm	< 100	----	----																																																																																																																																																	
<b>OTHER PROPERTIES</b>																																																																																																																																																					
Moisture	%	53.18																																																																																																																																																			
Total Solids	%	46.82		936.4																																																																																																																																																	
Organic Matter	%	25.90	55.32	518.0																																																																																																																																																	
Ash	%	20.30	43.36	406.0																																																																																																																																																	
Total Carbon	%	14.12	30.16																																																																																																																																																		
Chloride	%	0.22	0.47																																																																																																																																																		
pH		8.0																																																																																																																																																			
Conductivity 1:5 (Soluble Salts)	mS/cm	6.1																																																																																																																																																			

13611 B Street • Omaha, Nebraska 68144-3693 • (402) 334-7770 • FAX (402) 334-9121 • www.midwestlabs.com

Lab #	2828409	<b>Biological &amp; Physical Properties</b>			Report Number: 18-219-4089																																																																																																																																																												
<b>Account:</b> 45701	OPERATIONS RYAN BOYER CITY OF LINCOLN SOLID WASTE 5101 N 48TH ST LINCOLN NE 68504			 Robert Ferris Client Service Representative 402-829-9871																																																																																																																																																													
<b>Date Sampled:</b>	2018-07-16			COMPOST ANALYSIS 79179																																																																																																																																																													
<b>Date Received:</b>	2018-07-17																																																																																																																																																																
<b>Sample ID:</b>	SUMMER 2017 COMPOSITE																																																																																																																																																																
<table border="1"> <thead> <tr> <th></th> <th>Analysis (as rec'd)</th> <th>Analysis (dry weight)</th> <th>Units</th> <th>Detection Limit</th> <th>Method</th> </tr> </thead> <tbody> <tr> <td colspan="6"><b>Biological Properties</b></td> </tr> <tr> <td>Germination</td> <td>50</td> <td></td> <td>%</td> <td>1</td> <td>TMECC 05.05A</td> </tr> <tr> <td>Germination Vigor</td> <td>82</td> <td></td> <td>%</td> <td>1</td> <td>TMECC 05.05A</td> </tr> <tr> <td>CO<sub>2</sub> OM Evolution</td> <td>0.17</td> <td></td> <td>mgCO<sub>2</sub>-C/gOM/day</td> <td>0.01</td> <td>TMECC 05.08B</td> </tr> <tr> <td>CO<sub>2</sub> Solids Evolution</td> <td>0.23</td> <td></td> <td>mgCO<sub>2</sub>-C/gTS/day</td> <td>0.01</td> <td>TMECC 05.08B</td> </tr> <tr> <td>Fecal Coliform</td> <td></td> <td>1</td> <td>mpn/g</td> <td>0.2</td> <td>EPA 1681</td> </tr> <tr> <td>Salmonella</td> <td></td> <td>&lt; 0.01</td> <td>mpn/4g</td> <td>0.01</td> <td>EPA 1682</td> </tr> <tr> <td>Stability Rating</td> <td>Stable</td> <td></td> <td>N/A</td> <td>N/A</td> <td>TMECC 05.08B</td> </tr> <tr> <td colspan="6"><b>Physical Properties</b></td> </tr> <tr> <td>Bulk Density (Loose)</td> <td>1112</td> <td></td> <td>lbs/cu yard</td> <td>1</td> <td>WT/VOL</td> </tr> <tr> <td>Bulk Density (Packed)</td> <td>1601</td> <td></td> <td>lbs/cu yard</td> <td>1</td> <td>WT/VOL</td> </tr> <tr> <td>Film Plastics</td> <td>n.d.</td> <td></td> <td>%</td> <td>0.25</td> <td>Microscopic</td> </tr> <tr> <td>Glass Fragments</td> <td>n.d.</td> <td></td> <td>%</td> <td>0.25</td> <td>Microscopic</td> </tr> <tr> <td>Hard Plastics</td> <td>n.d.</td> <td></td> <td>%</td> <td>0.25</td> <td>Microscopic</td> </tr> <tr> <td>Metal Fragment</td> <td>n.d.</td> <td></td> <td>%</td> <td>0.25</td> <td>Microscopic</td> </tr> <tr> <td>Sharps</td> <td>Absent</td> <td></td> <td>---</td> <td>---</td> <td>Microscopic</td> </tr> <tr> <td>Max. Particle Length</td> <td></td> <td>1.0</td> <td>inches</td> <td>N/A</td> <td>TMECC Sieve</td> </tr> <tr> <td>Sieve % Passing 3"</td> <td></td> <td>100</td> <td>%</td> <td>0.01</td> <td>TMECC Sieve</td> </tr> <tr> <td>Sieve % Passing 2"</td> <td></td> <td>100</td> <td>%</td> <td>0.01</td> <td>TMECC Sieve</td> </tr> <tr> <td>Sieve % Passing 1.5"</td> <td></td> <td>100</td> <td>%</td> <td>0.01</td> <td>TMECC Sieve</td> </tr> <tr> <td>Sieve % Passing 1"</td> <td></td> <td>100</td> <td>%</td> <td>0.01</td> <td>TMECC Sieve</td> </tr> <tr> <td>Sieve % Passing 3/4"</td> <td></td> <td>100</td> <td>%</td> <td>0.01</td> <td>TMECC Sieve</td> </tr> <tr> <td>Sieve % Passing 5/8"</td> <td></td> <td>100</td> <td>%</td> <td>0.01</td> <td>TMECC Sieve</td> </tr> <tr> <td>Sieve % Passing 3/8"</td> <td></td> <td>99</td> <td>%</td> <td>0.01</td> <td>TMECC Sieve</td> </tr> <tr> <td>Sieve % Passing 1/4"</td> <td></td> <td>96</td> <td>%</td> <td>0.01</td> <td>TMECC Sieve</td> </tr> </tbody> </table>							Analysis (as rec'd)	Analysis (dry weight)	Units	Detection Limit	Method	<b>Biological Properties</b>						Germination	50		%	1	TMECC 05.05A	Germination Vigor	82		%	1	TMECC 05.05A	CO <sub>2</sub> OM Evolution	0.17		mgCO <sub>2</sub> -C/gOM/day	0.01	TMECC 05.08B	CO <sub>2</sub> Solids Evolution	0.23		mgCO <sub>2</sub> -C/gTS/day	0.01	TMECC 05.08B	Fecal Coliform		1	mpn/g	0.2	EPA 1681	Salmonella		< 0.01	mpn/4g	0.01	EPA 1682	Stability Rating	Stable		N/A	N/A	TMECC 05.08B	<b>Physical Properties</b>						Bulk Density (Loose)	1112		lbs/cu yard	1	WT/VOL	Bulk Density (Packed)	1601		lbs/cu yard	1	WT/VOL	Film Plastics	n.d.		%	0.25	Microscopic	Glass Fragments	n.d.		%	0.25	Microscopic	Hard Plastics	n.d.		%	0.25	Microscopic	Metal Fragment	n.d.		%	0.25	Microscopic	Sharps	Absent		---	---	Microscopic	Max. Particle Length		1.0	inches	N/A	TMECC Sieve	Sieve % Passing 3"		100	%	0.01	TMECC Sieve	Sieve % Passing 2"		100	%	0.01	TMECC Sieve	Sieve % Passing 1.5"		100	%	0.01	TMECC Sieve	Sieve % Passing 1"		100	%	0.01	TMECC Sieve	Sieve % Passing 3/4"		100	%	0.01	TMECC Sieve	Sieve % Passing 5/8"		100	%	0.01	TMECC Sieve	Sieve % Passing 3/8"		99	%	0.01	TMECC Sieve	Sieve % Passing 1/4"		96	%	0.01	TMECC Sieve
	Analysis (as rec'd)	Analysis (dry weight)	Units	Detection Limit	Method																																																																																																																																																												
<b>Biological Properties</b>																																																																																																																																																																	
Germination	50		%	1	TMECC 05.05A																																																																																																																																																												
Germination Vigor	82		%	1	TMECC 05.05A																																																																																																																																																												
CO <sub>2</sub> OM Evolution	0.17		mgCO <sub>2</sub> -C/gOM/day	0.01	TMECC 05.08B																																																																																																																																																												
CO <sub>2</sub> Solids Evolution	0.23		mgCO <sub>2</sub> -C/gTS/day	0.01	TMECC 05.08B																																																																																																																																																												
Fecal Coliform		1	mpn/g	0.2	EPA 1681																																																																																																																																																												
Salmonella		< 0.01	mpn/4g	0.01	EPA 1682																																																																																																																																																												
Stability Rating	Stable		N/A	N/A	TMECC 05.08B																																																																																																																																																												
<b>Physical Properties</b>																																																																																																																																																																	
Bulk Density (Loose)	1112		lbs/cu yard	1	WT/VOL																																																																																																																																																												
Bulk Density (Packed)	1601		lbs/cu yard	1	WT/VOL																																																																																																																																																												
Film Plastics	n.d.		%	0.25	Microscopic																																																																																																																																																												
Glass Fragments	n.d.		%	0.25	Microscopic																																																																																																																																																												
Hard Plastics	n.d.		%	0.25	Microscopic																																																																																																																																																												
Metal Fragment	n.d.		%	0.25	Microscopic																																																																																																																																																												
Sharps	Absent		---	---	Microscopic																																																																																																																																																												
Max. Particle Length		1.0	inches	N/A	TMECC Sieve																																																																																																																																																												
Sieve % Passing 3"		100	%	0.01	TMECC Sieve																																																																																																																																																												
Sieve % Passing 2"		100	%	0.01	TMECC Sieve																																																																																																																																																												
Sieve % Passing 1.5"		100	%	0.01	TMECC Sieve																																																																																																																																																												
Sieve % Passing 1"		100	%	0.01	TMECC Sieve																																																																																																																																																												
Sieve % Passing 3/4"		100	%	0.01	TMECC Sieve																																																																																																																																																												
Sieve % Passing 5/8"		100	%	0.01	TMECC Sieve																																																																																																																																																												
Sieve % Passing 3/8"		99	%	0.01	TMECC Sieve																																																																																																																																																												
Sieve % Passing 1/4"		96	%	0.01	TMECC Sieve																																																																																																																																																												

Compost Results Interpretations

Page 1

Report #:

18-219-4089

DATE RECEIVED:

2018-07-17

Organic Matter %		Greater than 20% indicates a desirable range for compost on a dry weight basis.
25.90	As Received	
55.32	Dry Weight	

Compost is a significant source of Organic Matter, which is an important supplier of carbon. Organic Matter improves soil and plant efficiency by improving soil physical properties, providing a source of energy to beneficial organisms, and enhancing the reservoir of soil nutrients.

C/N Ratio		20-30 indicates an ideal range for the initial compost process. 10-20 indicates an ideal range for a finished compost.
11.6:1		

All organic matter is made up of substantial amounts of carbon with lesser amounts of nitrogen. The balance of these two elements is called the Carbon/Nitrogen Ratio. For the best performance, the compost pile requires the correct proportion of carbon for energy and nitrogen for protein production. If the C:N ratio is too high (excess carbon) decomposition slows down. If the C:N ratio is too low (excess Nitrogen) the compost pile could be difficult to manage.

Moisture %		<35% = Indicates overly dry compost  >55% = Indicates overly wet compost
53.18		

Moisture Percent is the measure of water present in the compost and expressed as a percentage of total weight. Moisture present affects handling and transport. Overly dry will be light and dusty while overly wet will be heavy and clumpy. A desirable moisture content of finished compost will range between 40 to 50%.

Compost Results Interpretations

Page 2

Report #:

18-219-4089

DATE RECEIVED:

2018-07-17

Conductivity or Soluble Salts measures the conductance of electrical current in a liquid compost slurry. Excessive soluble salt content in a compost can prevent or delay seed germination and proper root growth. Conductivity analysis is done on a 1:5 basis.

Conductivity 1:5
6.1

Conductivity Level	Interpretation
Greater than 10	Very High nutrient content. Use for Ag Applications
5 - 10	High nutrient content. Use for Ag Applications
3 - 5	Higher than desirable for salt sensitive plants, some loss of vigor
0.6 - 3	Desirable range for most plants
0.3 - 0.6	Ideal range for greenhouse growth media
0.0 - 0.3	Very Low: Indicates very low nutrient status: plants may show deficiencies.

Compost Results Interpretations

Page 3

Report #:

18-219-4089

DATE RECEIVED:

2018-07-17

pH Value

8.0

0 to 14 scale with 6 to 8 as normal pH levels for compost

A pH in the 6 to 8 pH range indicates a more mature compost

pH measures the acidity or alkalinity of the compost, and is a measurement of the hydrogen ion activity of a soil or compost on a logarithmic scale. The pH scale ranges from 0 to 14 and 7 indicates a neutral pH. Growing media with a higher pH or pH greater than 7 can benefit from a compost that has a more acidic pH or pH below 7. This type of application will possibly lower the soil pH making the soil more conducive to plants that thrive in a more acidic soil condition.

Nutrient Index (Ag Index)

>10

The Nutrient Index normally runs between 1 and 10.

The Nutrient Index is obtained by dividing the total nutrients (N,P,K) by the amount of salt (Sodium and Chloride). The higher the Nutrient Index the less chance of having a toxic buildup of Sodium (salt) in the soil.

AG INDEX CHART										
<i>salt injury possible</i>	<i>use on soils with excellent drainage characteristics, good water quality and low salts</i>				<i>you may use on soils with poor drainage, poor water quality, or high salts</i>					<i>for all soils</i>
1	2	3	4	5	6	7	8	9	10	> 10

Nutrients (N+P205+K20)

6.43

Average Nutrient Content Dry Weight

<2 = Low, >5 = High

1-0.5-1.5

Rating As Received

The most commonly used compost data is the amount of Nitrogen, Phosphate, and Potash (abbreviated as N,P,K) present and the information is similar to that found in common fertilizers. If a compost result has the rating 1-2-2 it means that the compost has 1% Nitrogen, 2% Phosphate and 2% Potash. Most compost tests will have a average nutrient level (N+P+K) of < 5%.

**CITY OF LINCOLN SOLID WASTE  
OPERATIONS RYAN BOYER  
5101 N 48TH ST  
LINCOLN NE 68504**

**REPORT OF ANALYSIS**

For: (45701) CITY OF LINCOLN SOLID WASTE  
COMPOST ANALYSIS  
79179

Analysis	Level Found		Reporting			Analyst- Date	Verified- Date
	As Received	Dry Weight	Units	Limit	Method		
Sample ID: <b>SUMMER 2017 COMPOSITE</b>	Lab Number: <b>2828409</b>		Date Sampled: <b>2018-07-16 0915</b>				
Cadmium (total)	< 0.50	0.67	mg/kg	0.50	EPA 6010	ras7-2018/07/19	kkh9-2018/07/22
Chromium (total)	4.87	10.4	mg/kg	1.00	EPA 6010	ras7-2018/07/19	kkh9-2018/07/22
Mercury (total)	< 0.05	0.07	mg/kg	0.05	EPA 7471	ccm2-2018/07/19	kkh9-2018/07/22
Lead (total)	9.0	19.3	mg/kg	5.0	EPA 6010	ras7-2018/07/19	kkh9-2018/07/22
Molybdenum (total)	< 1.0	1.9	mg/kg	1.0	EPA 6010	ras7-2018/07/19	kkh9-2018/07/22
Nickel (total)	4.5	9.6	mg/kg	1.0	EPA 6010	ras7-2018/07/19	kkh9-2018/07/22
Selenium (total)	< 10.0	< 10.0	mg/kg	10.0	EPA 6010	ras7-2018/07/19	kkh9-2018/07/22
Zinc (total)	57.4	122.6	mg/kg	2.0	EPA 6010	ras7-2018/07/19	kkh9-2018/07/22
Copper (total)	18.4	39.3	mg/kg	1	EPA 6010	ras7-2018/07/19	kkh9-2018/07/22
Arsenic (total)	2.86	6.11	mg/kg	0.5	EPA 6020	ras7-2018/07/19	kkh9-2018/07/22
Percent solids	46.82		%	0.01	SM 2540 G-(1997) *	bjs0-2018/07/19	jdb5-2018/07/20

The result(s) issued on this report only reflect the analysis of the sample(s) submitted.

Our reports and letters are for the exclusive and confidential use of our clients and may not be reproduced in whole or in part, nor may any reference be made to the work, the results, or the company in any advertising, news release, or other public announcements without obtaining our prior written authorization.

**CITY OF LINCOLN SOLID WASTE  
OPERATIONS RYAN BOYER  
5101 N 48TH ST  
LINCOLN NE 68504**

**REPORT OF ANALYSIS**

For: (45701) CITY OF LINCOLN SOLID WASTE  
COMPOST ANALYSIS  
79179

Analysis	Level Found		Reporting			Analyst- Date	Verified- Date
	As Received	Dry Weight	Units	Limit	Method		


EPA 1681 holding time of < 24 hours from sampling to laboratory set up of samples for biosolids and compost has been exceeded. Individual states enforce different holding times for compost or biosolids so please contact the regulatory body in your state for their requirements.

EPA 1682 holding time of < 6 hours from sampling to laboratory set up of samples for biosolids and compost has been exceeded. If a level of Salmonella was reported, the value would be considered an estimate. Individual states enforce different holding times for compost or biosolids so please contact the regulatory body in your state for their requirements.

ppm = parts per million, ppm = mg/kg

cc: Account(s) 45701 CITY OF LINCOLN SOLID WASTE

For questions please contact:



Rob Ferris  
Account Manager  
rferris@midwestlabs.com (402)829-9871

The result(s) issued on this report only reflect the analysis of the sample(s) submitted.

Our reports and letters are for the exclusive and confidential use of our clients and may not be reproduced in whole or in part, nor may any reference be made to the work, the results, or the company in any advertising, news release, or other public announcements without obtaining our prior written authorization.