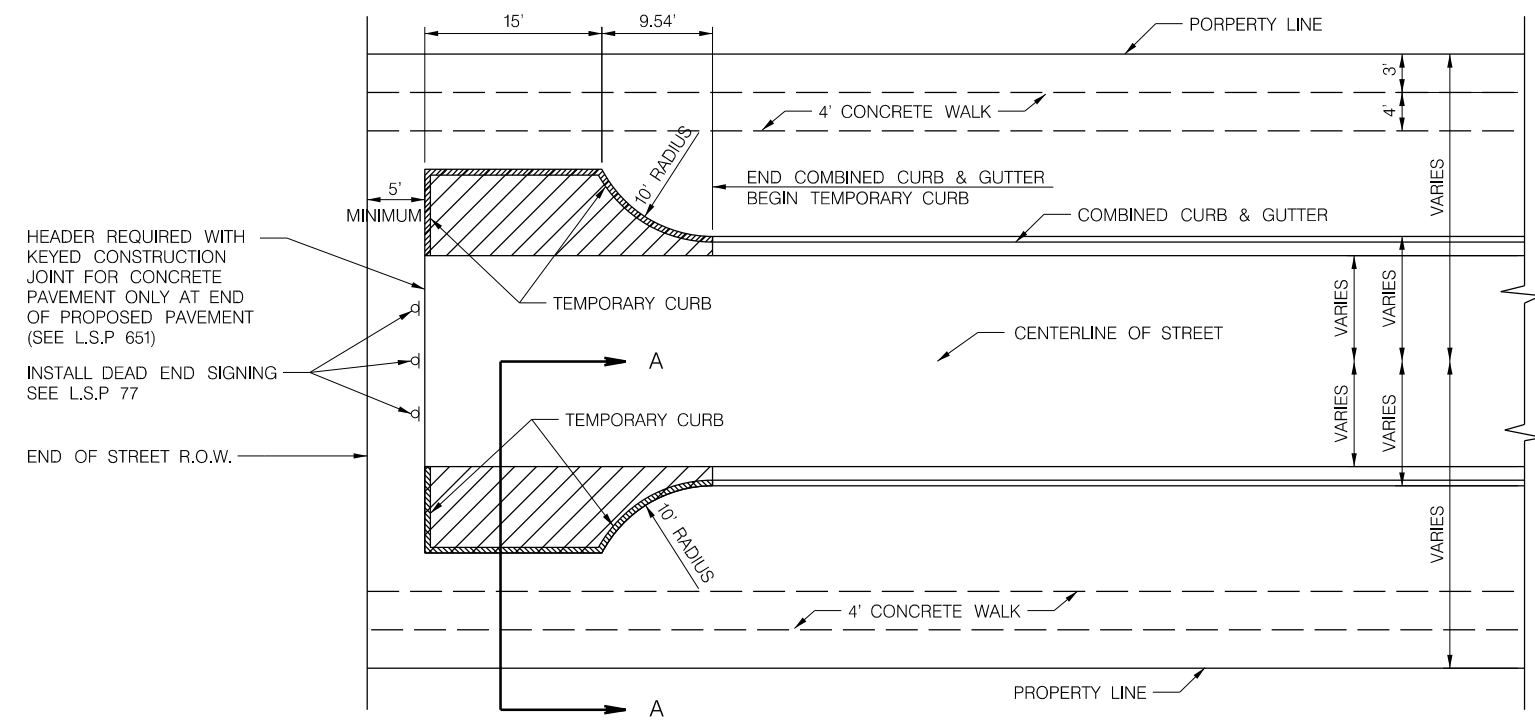
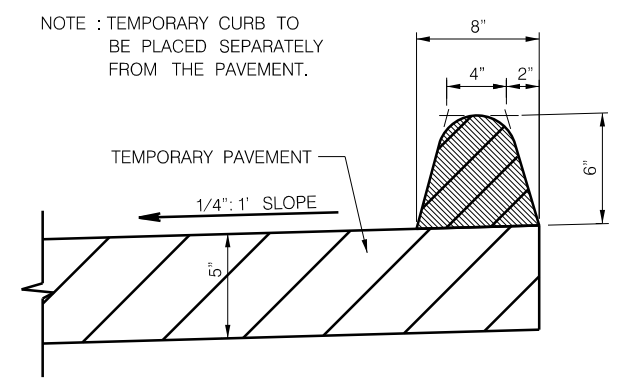


PROJ: LPS_Standards.dwg
 PEN: \\nables\pen\BW_PENTABLE.tbl
 USER: slocaw
 DATE: 2/17/2017
 DGN: ..\STANDARD\2017\LSPs\lsp620.dgn



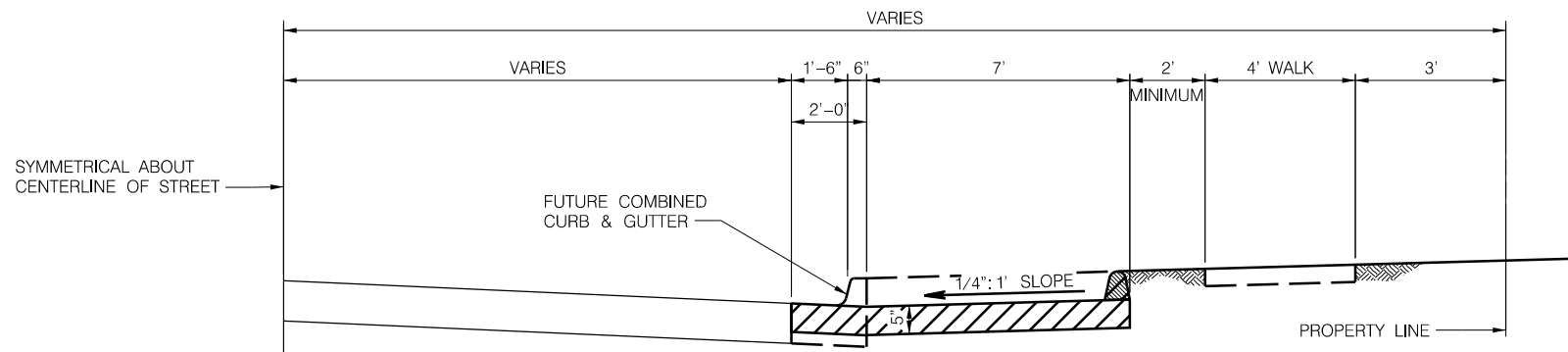
HEADER REQUIRED WITH KEYED CONSTRUCTION JOINT FOR CONCRETE PAVEMENT ONLY AT END OF PROPOSED PAVEMENT (SEE L.S.P 651)
 INSTALL DEAD END SIGNING SEE L.S.P 77
 END OF STREET R.O.W.

PLAN OF
TEMPORARY PAVEMENT TURN AROUND



TEMPORARY CURB


NOTE:
 TEMPORARY PAVEMENT SHALL BE FULL-DEPTH ASPHALT OR 6" L3500 CONCRETE. TEMPORARY CURB SHALL BE ASPHALT OR L3500 CONCRETE.



SYMMETRICAL ABOUT CENTERLINE OF STREET

HALF - SECTION A-A
TEMPORARY PAVEMENT TURN AROUND

QUANTITIES		
R.O.W. WIDTH	PAVEMENT WIDTH	QUANTITIES
60'	27'	40 SQUARE YARDS
80'	39'	40 SQUARE YARDS



EFFECTIVE DATE MARCH 22, 2017
TEMPORARY PAVEMENT TURN AROUND

This document was originally issued and sealed by Thomas S. Shafer, E-10679, on 2-17-2017. This media should not be considered a certified document.