

BLEACH DISINFECTANT (600 PPM)



Identify Bleach Concentration

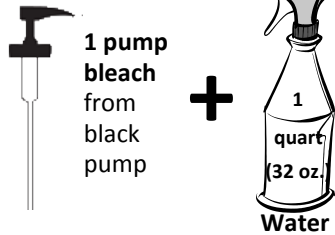
Active Ingredient:	
Sodium Hypochlorite:	8.25%
Other Ingredients:	91.75%
Total:	100.00%

ONLY use pumps with 8.25% Concentrated Bleach

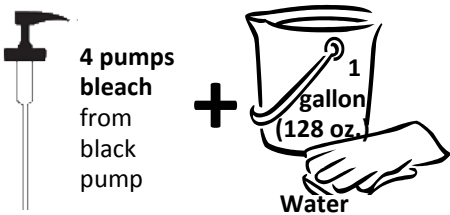
Mix fresh solutions daily.

1. Fill container with room temperature water.
2. Add correct number of pumps of bleach to water.

Use disinfectant on diaper changing surfaces, bathrooms, and doorknobs.



1 pump = 1.5 teaspoons



4 pumps = 2 tablespoons

BLEACH DISINFECTANT (600 PPM)



Identify Bleach Concentration

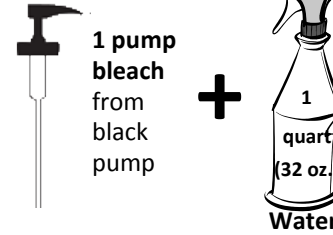
Active Ingredient:	
Sodium Hypochlorite:	8.25%
Other Ingredients:	91.75%
Total:	100.00%

ONLY use pumps with 8.25% Concentrated Bleach

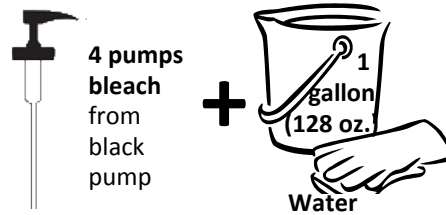
Mix fresh solutions daily.

1. Fill container with room temperature water.
2. Add correct number of pumps of bleach to water.

Use disinfectant on diaper changing surfaces, bathrooms, and doorknobs.



1 pump = 1.5 teaspoons



4 pumps = 2 tablespoons

BLEACH DISINFECTANT (600 PPM)



Identify Bleach Concentration

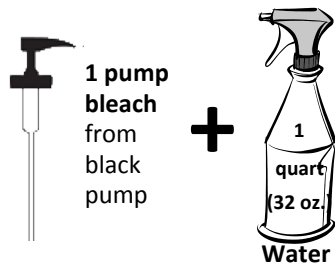
Active Ingredient:	
Sodium Hypochlorite:	8.25%
Other Ingredients:	91.75%
Total:	100.00%

ONLY use pumps with 8.25% Concentrated Bleach

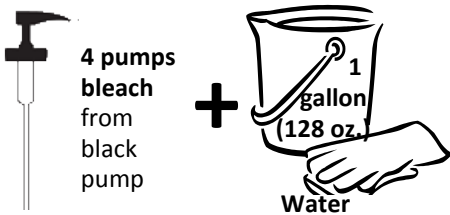
Mix fresh solutions daily.

1. Fill container with room temperature water.
2. Add correct number of pumps of bleach to water.

Use disinfectant on diaper changing surfaces, bathrooms, and doorknobs.



1 pump = 1.5 teaspoons



4 pumps = 2 tablespoons

BLEACH DISINFECTANT (600 PPM)



Identify Bleach Concentration

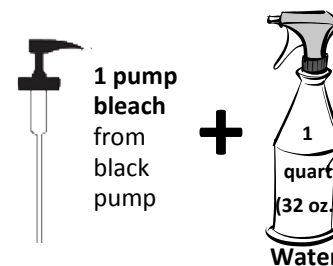
Active Ingredient:	
Sodium Hypochlorite:	8.25%
Other Ingredients:	91.75%
Total:	100.00%

ONLY use pumps with 8.25% Concentrated Bleach

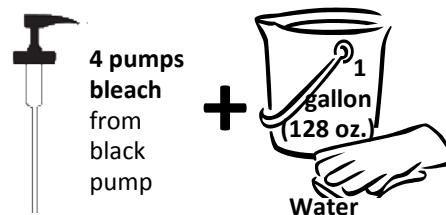
Mix fresh solutions daily.

1. Fill container with room temperature water.
2. Add correct number of pumps of bleach to water.

Use disinfectant on diaper changing surfaces, bathrooms, and doorknobs.



1 pump = 1.5 teaspoons



4 pumps = 2 tablespoons