

Substantial Update #1

We moved 200,000 CDBG from lead paint mitigation and 200,000 HOME from the troubled property project under the new construction goal into a new goal for radon mitigation. The radon mitigation annual goal and associated annual project will be funded in FY24-FY27.

Executive Summary

ES-05 Executive Summary - 24 CFR 91.200(c), 91.220(b)

1. Introduction

The Five-Year Strategic Plan is a unified, comprehensive vision for community development in Lincoln, Nebraska. It serves as a tool to coordinate economic, physical, environmental, community, and human development activities for five years, starting September 1, 2023, and ending August 31, 2028

The Strategic Plan is required by the U.S. Department of Housing and Urban Development (HUD) because the City receives funding through HUD's Community Development Block Grant (CDBG), HOME Investment Partnerships (HOME), and Emergency Solutions Grant (ESG) programs. The CDBG program has three primary statutory goals: provide decent housing, a suitable living environment, and expanded economic opportunities, all primarily for low- and moderate-income persons. HOME funds are exclusively for affordable housing, and the ESG program provides funds to homelessness service providers.

The lead agency for Lincoln's community development activity is the City's Urban Development Department. Other agencies responsible for administering the programs include - but not limited to are: NeighborWorks®Lincoln, the Lincoln Housing Authority, Habitat for Humanity, the League of Human Dignity, and the Lincoln Homeless Coalition among others.

Lastly, if you have accessed this document through HUD's interface, you may see errors associated with this document. Therefore, we encourage you to access a cleaner/public version on the City of Lincoln's website at <http://lincoln.ne.gov/city/urban/reports/index.htm>; an extended executive summary is also available there.

All supporting documents can be found at:

<https://www.dropbox.com/sh/wlk80762cwq6s7m/AABkfiU6o88fPUD6y9CEWNEDa?dl=0>

2. Summary of the objectives and outcomes identified in the Plan Needs Assessment Overview

Demo

For the CDBG and HOME programs, HUD has identified objectives for the three primary statutory goals. They are:

- HUD Objective 1: Creating Suitable Living Environments
- HUD Objective 2: Providing Decent Housing
- HUD Objective 3: Creating Economic Opportunities

HUD further identifies three program outcomes to help refine the City's objectives. Program outcomes are designed to capture the nature of an activity's change or expected result. They are:

- Outcome 1: Availability/Accessibility
- Outcome 2: Affordability
- Outcome 3: Sustainability

The "HUD Outcome and Objective Matrix" illustrates the nine possible combinations of objectives and outcomes (See image below). Furthermore, the IDIS CDBG Matrix Code/National Objective Table can be found here: <https://www.hudexchange.info/resource/2546/matrix-code-national-objective-table/>

Within their federal criteria, CDBG and HOME programs are designed to be shaped locally to meet the recipient community's specific needs. Lincoln's particular needs were identified through a public involvement process described below in this section.

The local needs identified were grouped into priority areas, and then each priority area was evaluated based on the following criteria:

- Would it further or be consistent with a City and/or federal priority area?
- Would it impact a large number of low- and moderate-income households?
- Would it meet the unique needs of specific geographic areas?
- Based on experience, would it successfully meet the identified needs?
- Does it further the fair housing goals of the community?
- Does it further goals identified in *Plan Forward: Lincoln-Lancaster County 2050 Comprehensive Plan, 2021-2027 Climate Action Plan, Lincoln Affordable Housing Coordinated Action Plan* or other plans and programs approved by the City and complementary efforts including Place Matters by the Community Health Endowment, and Prosper Lincoln.

Demo

	Outcome 1: Availability/Accessibility	Outcome 2: Affordability	Outcome 3: Sustainability
HUD Objective 1: Decent Housing	Accessibility for the purpose of providing Decent Housing (DH-1)	Affordability for the purpose of providing Decent Housing (DH-2)	Sustainability for the purpose of providing Decent Housing (DH-3)
HUD Objective 2: Suitable Living Environment	Accessibility for the purpose of creating Suitable Living Environments (SL-1)	Affordability for the purpose of creating Suitable Living Environments (SL-2)	Sustainability for the purpose of creating Suitable Living Environments (SL-3)
HUD Objective 3: Economic Opportunity	Accessibility for the purpose of creating Economic Opportunities (EO-1)	Affordability for the purpose of creating Economic Opportunities (EO-2)	Sustainability for the purpose of creating Economic Opportunities (EO-3)

HUD Outcome and Objective Matrix

3. Evaluation of past performance

As the new Strategic Plan was being prepared, evaluation of the previous plan, the Five-Year Strategic Plan for 2018-2023, showed varied results. As noted within many of our prior CAPER reports, the COVID-19 pandemic altered the outcomes we had planned. A further look shows the strongest successes were in activities that helped provide or maintain housing for low- and moderate-income households. Activities that helped first-time homebuyers responded to the difficult economy by slowing but then stabilized. Activities aimed at stabilizing or improving neighborhood living environments achieved planned expected results and included assisting with food insecurity by supporting Community CROPS, improving parks in low- and moderate- income neighborhoods, and sidewalk improvements/streetscape also in low-mod neighborhoods. A few activities were revised mid-plan period, to improve effectiveness.

4. Summary of citizen participation process and consultation process

The City of Lincoln has a *Resident Participation Plan* that details the public involvement process. The Plan is available at www.lincoln.gov, keyword: urban. Public participation is an ongoing process, not confined to the preparation of the Strategic Plan. The public is encouraged to participate by becoming involved with their neighborhood association, in other community organizations and in business associations. Residents are also encouraged to attend public hearings and open houses held for special projects and plans.

However, the *Resident Participation Plan* specifies that during the development of the Strategic Plan, ad hoc committees and/or surveys may be used to obtain additional input. For this Strategic Plan we used HUD provided data, our Analysis of Impediments to Fair Housing, seven community focus groups (i.e broadly covered neighborhood revitalization, real estate professionals, landlord/property management, disability advocates, housing authority resident advisory board members, a broad list of community funders/programs, affordable housing professionals, and governmental agencies/institutions/taxing authorities. Complementary reports were heavily relied upon including *LPlan 2050*, *the Lincoln/Lancaster County Comprehensive plan*, Point in Time Count by the Lincoln Homeless Coalition,

Demo

the *Lincoln Affordable Housing Coordinated Action Plan, 2021-2027 Climate Action Plan*, and 2022 HUD PD&R Housing Market Profiles. One on one interviews were also conducted.

Consultation with public and private agencies that provide health services, social and fair housing services, housing, and community revitalization efforts is an ongoing process throughout the year. For the Strategic Plan, contact was made with Cause Collective for survey input. The organization is comprised of representatives from 125 non-profit agency members dedicated to providing quality health and human services in Lincoln and Lancaster County. Input was obtained from our robust fair housing community survey and provided 767 survey responses on topics ranging from demographics, affordability, access to community assets, access to opportunity, public investment, private investment, and fair housing knowledge.

Additional consultation during Plan development included the City's Storm Water Management Division of Lincoln Transportation and Utilities, Telecommunications/Cable Television Advisory Board staff, and the Parks and Recreation Department. A complete list of our consultations can be found in PR-10.

For public housing issues, consultation was made with the Lincoln Housing Authority (LHA). For workforce issues we consulted with the American Job Center.

Regarding homeless issues, Urban Development staff is on Lincoln's Continuum of Care (CoC) Executive Committee and serves as the collaborative applicant for Lincoln's annual HUD CoC application. This relationship ensures a coordinated approach to developing homeless services between the CoC and the City. To develop the homeless strategies in the Strategic Plan, Urban Development worked closely with local, state, and federal entities and stakeholders: LHA, all Emergency Solutions Grant (ESG), Nebraska Homeless Assistance Program (NHAP) and HUD CoC grantees, representatives from state and local law enforcement, the Lincoln Lancaster County Health Department, non-profit homeless service providers, and feedback directly from homeless consumers.

5. Summary of public comments

- A 30-day public comment period began on May 1, 2023. A "notice of availability" was published in the legal notices section of the *Lincoln Journal Star* and at www.lincoln.ne.gov, keyword: *urban*. Residents were advised that the document is available: 1) on the Urban Development Department Web page: www.lincoln.ne.gov, keyword: *urban*; and 2) at the Urban Development Department office: 555 S. 10th, Suite 205, Lincoln, NE 68508.
- An announcement of the draft plan's availability at the Mayor's Neighborhood Roundtable on May 8th, 2023. The Roundtable meets monthly with the Mayor to discuss issues and topics of interest and concern to neighborhoods. 21 attended of which 14 were neighborhood representatives representing 12 neighborhoods.
- Draft plan availability was announced to Lincoln's Continuum of Care (CoC) Executive Committee on Friday, May 11th.

Demo

- The Urban Development Department also held a public open house to present needs, goals, objectives and proposed actions in the Strategic Plan. The meeting was held on May 24th, 2023, at the Urban Development Department office. Notice of the meeting containing the date, time, place, and purpose was published on May 24, 2023, in the *Lincoln Journal Star*.
- The plan also went before the Lincoln City Council on June 26th, 2023, for public hearing and approval. The five-year 2023-2027 strategic plan and FY23 annual action plan was approved without objection.

6. Summary of comments or views not accepted and the reasons for not accepting them

None

7. Summary

The City of Lincoln, Nebraska Five-Year Strategic Plan for 2023-2027 establishes a unified vision for community development by integrating economic, physical, environmental, community, and human development in a comprehensive and coordinated fashion.

The goals set forth in this Strategic Plan are in keeping with the overall mission of the U.S. Department of Housing and Urban Development's (HUD) Community Planning and Development Programs: Community Development Block Grants (CDBG) and HOME Investment Partnerships (HOME). The statutes for these programs set three primary goals for the benefit of low-, very low- and extremely low-income persons:

Provide Decent Housing, which includes:

- Assisting homeless persons to obtain affordable housing
- Assisting persons at risk of becoming homeless
- Retaining the affordable housing stock
- Increasing the availability of affordable permanent housing in standard condition to low-income and moderate-income families, particularly to members of disadvantaged minorities without discrimination on the basis of race, color, religion, sex, national origin, familial status, disability or sexual orientation in regard to HUD-funded programs
- Increasing the supply of supportive housing which includes structural features and services to enable persons with special needs (including persons with HIV/AIDS) to live in dignity and independence
- Providing affordable housing that is accessible to job opportunities.

Provide a Suitable Living Environment, which includes:

- Improving the safety and livability of neighborhoods

Demo

- Eliminating blighting influences and the deterioration of property and facilities
- Increasing access to quality public and private facilities and services
- Reducing the isolation of income groups within areas through spatial deconcentrating of housing opportunities for lower income persons and the revitalization of deteriorating neighborhoods
- Restoring and preserving properties of special historic, architectural, or aesthetic value
- Conserving energy resources and use of renewable energy sources.

Expanded Economic Opportunities, which includes:

- Job creation and retention
- Establishment, stabilization, and expansion of small businesses (including micro-businesses)
- The provision of public services concerned with employment
- The provision of jobs to low-income persons living in areas affected by those programs and activities, or jobs resulting from carrying out activities under programs covered by the Plan
- Availability of mortgage financing for low-income persons at reasonable rates using non-discriminatory lending practices
- Access to capital and credit for development activities that promote the long-term economic and social viability of the community
- Empowerment and self-sufficiency for low-income persons to reduce generational poverty in federally assisted housing and public housing.

Lastly, the City of Lincoln has implemented its Analysis of Impediments to Fair Housing goals into this planning process and will report on its progress within its annual CAPER.

The Process

PR-05 Lead & Responsible Agencies 24 CFR 91.200(b)

1. Describe agency/entity responsible for preparing the Consolidated Plan and those responsible for administration of each grant program and funding source

The following are the agencies/entities responsible for preparing the Consolidated Plan and those responsible for administration of each grant program and funding source.

Agency Role	Name	Department/Agency
CDBG Administrator	LINCOLN	The City of Lincoln: Urban Development Department
HOME Administrator	LINCOLN	The City of Lincoln: Urban Development Department
ESG Administrator	LINCOLN	The City of Lincoln: Urban Development Department

Table 1 – Responsible Agencies

Narrative

The City of Lincoln’s Urban Development Department is the lead agency for overseeing the development of the Plan and the administration of programs included in the Plan. The Department has three divisions: 1) Livable Neighborhoods, 2) Administration and 3) Economic Opportunity.

Consolidated Plan Public Contact Information

City of Lincoln Urban Development
 urbandev@lincoln.ne.gov
 Dan Marvin Director
 555 S 10th St, Ste 205 Lincoln, NE, 68508
 USAWork: 402-441-7126
 Fax: 402-441-8711
 TDD: 402-441-7615

PR-10 Consultation – 91.100, 91.110, 91.200(b), 91.300(b), 91.215(I) and 91.315(I)

1. Introduction

Development of the Consolidated Plan involved an ongoing process of consultations with representatives of low-income neighborhoods, nonprofit and for-profit housing developers and service providers, lenders, social service agencies, homeless shelter and service providers, faith-based organizations, supportive housing and service providers, as well as with other units of government.

This plan relied heavily on the jurisdictions analysis of impediments (i.e. Assessment of Fair Housing). Fair housing is more than housing, it's also about access to community assets and understanding the impediments to those assets. This assessment was a major investment by the City of Lincoln and its partners.

More directly, the city met with the Mayor's Multicultural Advisory Committee to inform them that we would be engaging their communities through cultural centers and other agencies. Nine outreach surveys were sent to cultural centers and to community agencies with hard-to-reach populations. The outreach survey was available in both print and electronic formats. We also met with LHA's landlord and resident advisory boards. Finally, we reached out to local subject matter experts to assist with data analysis, and to engage perspectives held within hard-to-reach populations (i.e. Limited English Proficiency, refugees, homeless, developmental disabled etc.). Focus groups, outreach surveys, maps, and data helped shape the broader, community-wide fair housing survey. In addition, survey design benefited from the best practice experiences of other regional surveys. The community survey was promoted and distributed in a number of ways: (1) news releases, (2) The Lincoln Housing Authority used their organization contacts to promote its completion, (3) The Lincoln Journal Star published an article based on the media release, which promoted survey completion, (4) Fair housing issues were discussed on a local radio program and listeners were urged to participate in the survey. (5) Requests for survey participation were sent to the City of Lincoln's neighborhood and homeowner associations, the Mayor's Neighborhood Roundtable, and Lincoln Public School principals. (6) Request for survey participation was sent to all focus group participants, cultural centers, all city/county employees in Lancaster County, and to Human Service Federation members.

Our community response and support were diverse and balanced. While the complete spectrum of survey recipients is unknown, a few examples of support follows; (1) NeighborWorks Lincoln sent the request to not only their base, but also to the Lincoln Policy Network, which is a large group of activists who work on neighborhood policy issues, (2) The Community Health Endowment -- who received the request for the Human Service Federation -- shared the survey to their network and boosted the survey link on their social media accounts. (3) The East Campus Neighborhood Association and Haymarket Neighborhood Association (HNA) also boosted the survey request via their social media accounts with the HNA focusing on 10,000 renters around the City of Lincoln, (4) Residents in the Census Tract 7

R/ECAP area were engaged in the survey through University of Nebraska-Lincoln housing, and cultural centers and NeighborWorks Lincoln connections among others.

We coordinated with the City of Lincoln's City Communications and Lincoln Commission on Human Rights to ensure our message, intent, and request were clear. Additional details are included as part of the public participation program found in section PR-15.

Provide a concise summary of the jurisdiction's activities to enhance coordination between public and assisted housing providers and private and governmental health, mental health and service agencies (91.215(I)).

In the process of developing the Consolidated Plan, the City updated its Analysis of Impediments to Fair Housing. The City partnered with the Lincoln Housing Authority to engage these agencies through focus groups, direct interviews, and surveys. These methods allowed representatives of a variety of agencies to gather to discuss issues, problems, and solutions. These opportunities take place at focus group meetings, online, organizational meetings and at public hearings. Focus group meetings often have a general framework, a topic, but can lead where ever the participants want it to go. At these meetings, some coordination occurs, or begins to occur, during the scheduled time and place of the meeting. Often groups of people continue a discussion following the meeting and sometimes plans are made to meet again should that need arise. The City can remain involved in the discussion, it will even facilitate another meeting if that should be helpful, or it can simply participate.

In a more general way recognition of the need for coordination among agencies and ourselves is something to which the City stays tuned. From our perspective, the development of new programs or recent regulatory requirements that involve sub-grantees, CHDOs and other entities may prompt the need to gather to discuss/coordinate how the new program or policy will work. When federal or local funds are involved in housing and community development in Lincoln, we consider the facilitation and coordination a primary responsibility.

Describe coordination with the Continuum of Care and efforts to address the needs of homeless persons (particularly chronically homeless individuals and families, families with children, veterans, and unaccompanied youth) and persons at risk of homelessness

Lincoln's Consolidated Plan identifies goals in key areas across the spectrum of homeless services: homeless prevention, emergency shelter, transitional housing, permanent supportive housing, chronic homelessness, access to mainstream resources, and data and reporting made available via the Homeless Management Information System (HMIS). These goals are the result of thorough discussion and collaboration with Lincoln's Continuum of Care (CoC), and additional input from human service providers, neighborhood advocates, and other community members. With the exception of Emergency Solutions Grant (ESG) funds, the City of Lincoln does not provide direct funding to homeless service providers. However, the Consolidated Plan provides a framework for continued collaboration between

the City of Lincoln and Lincoln's CoC, to continue progress towards meeting homeless goals and objectives.

Describe consultation with the Continuum(s) of Care that serves the jurisdiction's area in determining how to allocate ESG funds, develop performance standards and evaluate outcomes, and develop funding, policies and procedures for the administration of HMIS

Urban Development administers a competitive Request for Proposals (RFP) process to determine ESG funding allocations. A grant review team including CoC members, State, and local funders, and homeless stakeholders scores applications and determines funding allocations. ESG allocations are approved by the CoC Executive Committee.

The ESG Grant process and grantee performance are based on Lincoln's Written Standards for ESG/CoC Service Delivery. These standards define terms and categories of service, expectations for agency coordination across the CoC, HMIS participation, and minimum performance expectations in Street Outreach, Emergency Shelter, Homeless Prevention, Rapid Rehousing, Transitional Housing, and Permanent Supportive Housing. The Lincoln CoC Lead HMIS agency provides all CoC and ESG grantees with bi-annual performance data. The Standards were originally developed by the CoC in 2012. They are reviewed and updated on an annual basis. The most recent revision was approved by the CoC in September 2017.

The Lincoln CoC/ESG Planning and Data committee meets monthly. During this meeting, HMIS policies, procedures, updates, changes, and improvements are reviewed and discussed. The committee provides guidance and recommendations to the HMIS lead entity on implementation and ongoing development of the HMIS.

2. Describe Agencies, groups, organizations and others who participated in the process and describe the jurisdictions consultations with housing, social service agencies and other entities

Table 2 – Agencies, groups, organizations who participated

1	Agency/Group/Organization	Lincoln Housing Authority
	Agency/Group/Organization Type	Housing PHA Services - Housing Services-Children Services-Elderly Persons Services-Victims of Domestic Violence Services-homeless Service-Fair Housing Services - Victims Other government - Local
	What section of the Plan was addressed by Consultation?	Housing Need Assessment Public Housing Needs Homeless Needs - Families with children Homelessness Needs - Veterans Market Analysis
	How was the Agency/Group/Organization consulted and what are the anticipated outcomes of the consultation or areas for improved coordination?	The City of Lincoln repeatedly met with the housing authority in which input was requested regarding all aspects of the consolidated plan and specific action being undertaken/implemented by the parties involved.

2	Agency/Group/Organization	Human Services Federation
	Agency/Group/Organization Type	Housing Services - Housing Services-Children Services-Elderly Persons Services-Persons with Disabilities Services-Persons with HIV/AIDS Services-Victims of Domestic Violence Services-homeless Services-Health Services-Education Services-Employment Service-Fair Housing Services - Victims Health Agency Child Welfare Agency Publicly Funded Institution/System of Care Civic Leaders
	What section of the Plan was addressed by Consultation?	Housing Need Assessment Homelessness Strategy Homeless Needs - Chronically homeless Homeless Needs - Families with children Homelessness Needs - Veterans Homelessness Needs - Unaccompanied youth Non-Homeless Special Needs Market Analysis Anti-poverty Strategy
	How was the Agency/Group/Organization consulted and what are the anticipated outcomes of the consultation or areas for improved coordination?	All 600+ Human Service Federation (HSF) contacts were contacted via email and their survey results were considered in the creation of the plan. Communication could be improved by developing a greater partnership with the HSF.
3	Agency/Group/Organization	Lincoln Realtors Association
	Agency/Group/Organization Type	Housing Service-Fair Housing Business Leaders Civic Leaders Business and Civic Leaders

Demo

	What section of the Plan was addressed by Consultation?	Housing Need Assessment Public Housing Needs Market Analysis
	How was the Agency/Group/Organization consulted and what are the anticipated outcomes of the consultation or areas for improved coordination?	All 2,500+ members were contacted via email and their survey results were considered in the creation of the plan.
4	Agency/Group/Organization	Real Estate Owners and Managers Association (REOMA)
	Agency/Group/Organization Type	Housing Service-Fair Housing Business Leaders Civic Leaders Business and Civic Leaders
	What section of the Plan was addressed by Consultation?	Housing Need Assessment Public Housing Needs Market Analysis
	How was the Agency/Group/Organization consulted and what are the anticipated outcomes of the consultation or areas for improved coordination?	All 120 members were contacted via email and their survey results were considered in the creation of the plan. REOMA currently represents over 7,000 residential units in the Lincoln area.
5	Agency/Group/Organization	Lincoln Neighborhood/Homeowner Associations
	Agency/Group/Organization Type	Housing Service-Fair Housing Business Leaders Civic Leaders Business and Civic Leaders
	What section of the Plan was addressed by Consultation?	Housing Need Assessment Lead-based Paint Strategy Economic Development Market Analysis Anti-poverty Strategy

Demo

	How was the Agency/Group/Organization consulted and what are the anticipated outcomes of the consultation or areas for improved coordination?	All 221 association contacts (i.e. Presidents etc) were contacted via email and their survey results were considered in the creation of the plan. Those contacts were asked to forward the survey as well, the success rate of that wider effort is unknown but a simple form could increase response rate.
6	Agency/Group/Organization	LEAGUE OF HUMAN DIGNITY, INC
	Agency/Group/Organization Type	Housing Services - Housing Services-Children Services-Elderly Persons Services-Persons with Disabilities Service-Fair Housing
	What section of the Plan was addressed by Consultation?	Housing Need Assessment Market Analysis
	How was the Agency/Group/Organization consulted and what are the anticipated outcomes of the consultation or areas for improved coordination?	They were contacted via email and their survey results were considered in the creation of the plan.
7	Agency/Group/Organization	NEIGHBORWORKS LINCOLN
	Agency/Group/Organization Type	Housing Services - Housing Services-Education Service-Fair Housing Regional organization Business Leaders Civic Leaders
	What section of the Plan was addressed by Consultation?	Housing Need Assessment Lead-based Paint Strategy Public Housing Needs Non-Homeless Special Needs Economic Development Market Analysis Anti-poverty Strategy

Demo

	How was the Agency/Group/Organization consulted and what are the anticipated outcomes of the consultation or areas for improved coordination?	The City of Lincoln repeatedly met with NeighborWorks-Lincoln in which input was requested regarding all aspects of the consolidated plan and specific action being undertaken/implemented by the parties involved.
8	Agency/Group/Organization	LINCOLN HABITAT FOR HUMANITY
	Agency/Group/Organization Type	Housing Service-Fair Housing Business Leaders Civic Leaders Business and Civic Leaders
	What section of the Plan was addressed by Consultation?	Housing Need Assessment Lead-based Paint Strategy Economic Development Market Analysis Anti-poverty Strategy
	How was the Agency/Group/Organization consulted and what are the anticipated outcomes of the consultation or areas for improved coordination?	They were contacted via email and their survey results were considered in the creation of the plan. They were asked to forward the survey as well, the success rate of that wider effort is unknown but a simple form could increase response rate.
9	Agency/Group/Organization	Affordable Housing Initiative
	Agency/Group/Organization Type	Housing Service-Fair Housing
	What section of the Plan was addressed by Consultation?	Housing Need Assessment Lead-based Paint Strategy Economic Development Market Analysis Anti-poverty Strategy
	How was the Agency/Group/Organization consulted and what are the anticipated outcomes of the consultation or areas for improved coordination?	They were contacted via email and their survey results were considered in the creation of the plan. They were asked to forward the survey as well, the success rate of that wider effort is unknown but a simple form could increase response rate.

Demo

10	Agency/Group/Organization	Community Action Partnership of Lancaster and Saunders Counties (CAPLSC)
	Agency/Group/Organization Type	Housing Services - Housing Services-Children Services-Elderly Persons Services-Persons with Disabilities Services-Persons with HIV/AIDS Services-Victims of Domestic Violence Services-homeless Services-Health Services-Education Services-Employment Service-Fair Housing Health Agency Child Welfare Agency Regional organization Business Leaders Civic Leaders Business and Civic Leaders
	What section of the Plan was addressed by Consultation?	Housing Need Assessment Homelessness Strategy Homeless Needs - Chronically homeless Homeless Needs - Families with children Homelessness Needs - Veterans Homelessness Needs - Unaccompanied youth Non-Homeless Special Needs Market Analysis Anti-poverty Strategy
	How was the Agency/Group/Organization consulted and what are the anticipated outcomes of the consultation or areas for improved coordination?	They were contacted via email and their survey results were considered in the creation of the plan. They were asked to forward the survey as well, the success rate of that wider effort is unknown but a simple form could increase response rate.
11	Agency/Group/Organization	Lincoln/Lancaster Commission on Human Rights
	Agency/Group/Organization Type	Housing Services-Employment Service-Fair Housing

Demo

	What section of the Plan was addressed by Consultation?	Housing Need Assessment Market Analysis
	How was the Agency/Group/Organization consulted and what are the anticipated outcomes of the consultation or areas for improved coordination?	They were contacted via email and their survey results were considered in the creation of the plan. They were asked to forward the survey as well, the success rate of that wider effort is unknown but a simple form could increase response rate.
12	Agency/Group/Organization	Center For People in Need
	Agency/Group/Organization Type	Services - Housing Services-Children Services-Elderly Persons Services-Persons with Disabilities Services-Persons with HIV/AIDS Services-Victims of Domestic Violence Services-homeless Services-Health Services-Education Services-Employment Service-Fair Housing Health Agency Child Welfare Agency Business Leaders Civic Leaders Business and Civic Leaders
	What section of the Plan was addressed by Consultation?	Housing Need Assessment Lead-based Paint Strategy Public Housing Needs Homelessness Strategy Homeless Needs - Chronically homeless Homeless Needs - Families with children Homelessness Needs - Veterans Homelessness Needs - Unaccompanied youth Non-Homeless Special Needs Economic Development Market Analysis Anti-poverty Strategy

Demo

	How was the Agency/Group/Organization consulted and what are the anticipated outcomes of the consultation or areas for improved coordination?	
13	Agency/Group/Organization	City of Lincoln
	Agency/Group/Organization Type	Housing Service-Fair Housing Planning organization
	What section of the Plan was addressed by Consultation?	Housing Need Assessment Lead-based Paint Strategy Public Housing Needs Homelessness Strategy Homeless Needs - Chronically homeless Homeless Needs - Families with children Homelessness Needs - Veterans Homelessness Needs - Unaccompanied youth Non-Homeless Special Needs Economic Development Market Analysis Anti-poverty Strategy

	<p>How was the Agency/Group/Organization consulted and what are the anticipated outcomes of the consultation or areas for improved coordination?</p>	<p>The Lincoln Housing Authority (LHA) and City of Lincoln Urban Development Department (UDD) developed an outreach plan to engage the Lincoln community in the AFH process. HUD-provided tables and charts were supplemented with 100+ additional maps, internal data analysis, and local planning documents. The City of Lincoln amended its citizen participation plan to meet the new community participation requirements outlined in the Affirmatively Furthering Fair Housing (AFFH) rule. A team of City of Lincoln and Lincoln Housing Authority staff conducted ten focus groups where they have presented a presentation on the history of fair housing, an overview of the previous analysis of impediments, new requirements of the AFFH rule and why their engagement was needed. An audiovisual presentation and handouts with ten broad questions were used to guide the conversation. Copies of these documents, recordings of the conversations and summaries of those meetings are available on our website lincoln.ne.gov keyword: AFFH. There were 55 organizations (some listed above) who were consulted during the community participation process. Additionally 767 residents within Lincoln Housing Market area access a 94 question survey that asked about access to community assets, affordable housing, quality housing, fair housing and desired public and private investments they would like to see in both their neighborhood and community.</p>
14	<p>Agency/Group/Organization</p>	<p>City of Lincoln - Watershed Management</p>
	<p>Agency/Group/Organization Type</p>	<p>Other government - County Other government - Local</p>
	<p>What section of the Plan was addressed by Consultation?</p>	<p>Watershed/Flood Risk Review</p>
	<p>How was the Agency/Group/Organization consulted and what are the anticipated outcomes of the consultation or areas for improved coordination?</p>	<p>As part of fulfilling our obligation to assess resilience in our jurisdiction, we have consulted with Ben a number of years. A series of meetings brought our understanding of each others planning processes together. Additionally, Watershed Management was given the opportunity to review our plan during the public comment period.</p>

15	Agency/Group/Organization	City of Lincoln - Telecommunications
	Agency/Group/Organization Type	Other government - County Other government - Local
	What section of the Plan was addressed by Consultation?	Telecommunications/Broadband Internet
	How was the Agency/Group/Organization consulted and what are the anticipated outcomes of the consultation or areas for improved coordination?	As part of fulfilling our obligation to assess broadband in our jurisdiction, we have consulted with David for several years. David is leading a project to bring a fiber internet connection to every housing unit in Lincoln. He works directly with our telecommunications advisory board and is our contact person with broadband providers. David believes this project will be completed by early 2019. The base level of service within the initial fiber network will be 300 MB Up/down for \$50/month. Additionally, David was given the opportunity to review our plan during the public comment period.

Identify any Agency Types not consulted and provide rationale for not consulting

No agency was refused access or consideration.

Other local/regional/state/federal planning efforts considered when preparing the Plan

Name of Plan	Lead Organization	How do the goals of your Strategic Plan overlap with the goals of each plan?
Continuum of Care	City of Lincoln	
Comprehensive Plan	Lancaster County	This strategic plan is approved by our city council and will be in conformance with the mission of the comprehensive plan.
Analysis of Impediments	City of Lincoln	The goals identified within this plan will be incorporated into the goals of this plan

Demo

Name of Plan	Lead Organization	How do the goals of your Strategic Plan overlap with the goals of each plan?
Taking Charge - A Budgeting Process	City of Lincoln	The City has partnered with the University of Nebraska Public Policy Center on the Taking Charge public engagement process since 2008. Since that time, Lincoln residents have made their voices heard on a variety of budget topics, and City Hall has listened. The public's preferences have helped shape the budgets released by the Mayor's Office. The city values outcome budgeting, community prioritization, goal creation and transparency via LNKstat.
Place Matters	The Community Health Endowment	Health is more than health care.CHE initiated the Place Matters Community Mapping Project to answer this question. By mapping factors such as poverty, obesity, access to health care, and more, we can get a more complete picture of 'health' in Lincoln. Future datasets include student achievement, complaint data from the City of Lincoln.

Demo

Name of Plan	Lead Organization	How do the goals of your Strategic Plan overlap with the goals of each plan?
Vital Signs	Prosper Lincoln	Leaders of Lincoln's largest public and private charitable organizations commissioned Lincoln Vital Signs 2014 and 2015 to help inform decisions, spark connections, and spur collaboration. Now Lincoln Vital Signs 2017, again authored by the University of Nebraska Public Policy Center, describes how Lincoln has changed over the past 10 years. Lincoln Vital Signs reports have been used in a variety of impressive ways: funders are using the data to make investments in community services; community services organizations for strategic planning, needs assessments, and grant proposals; faith community leaders to plan ministries and conferences; business leaders to promote Lincoln on their travels and to create business plans; neighborhoods to target activities; and performing artists were inspired to create a musical focusing on childhood hunger. Lincoln Vital Signs findings led the community to create Prosper Lincoln. Lincoln Vital Signs reports help the community Be Informed and Prosper Lincoln encourages the community to Get Involved. Prosper Lincoln is creating a framework for addressing priorities in Early Childhood, Employment Skills, and Innovation.
Poverty Report	Center for People in Need	A statistical survey of 6,400 Lincoln, NE families with dependent children at or below 180% of Federal Poverty Guidelines.
Point in Time Count	Homeless Coalition	

Name of Plan	Lead Organization	How do the goals of your Strategic Plan overlap with the goals of each plan?
2016 Comprehensive Housing Market Analysis	U.S. Department of Housing and Urban Development's Office of Policy Development and Research	HUD's Economic and Market Analysis Division prepares Comprehensive Housing Market Analyses that assist and guide HUD in its operations. The factual information, findings, and conclusions contained in the reports could also be useful to builders, mortgagees, and others concerned with local housing conditions and trends. For each analysis, HUD economists develop a factual framework based on information available, as of a particular date, from both local and national sources. Each analysis takes into consideration changes in the economic, demographic, and housing inventory characteristics of a specific housing market area during three periods: from 2000 to 2010, from 2010 to the as-of date of the analysis, and from the as-of date to a forecast date. The reports present counts and estimates of employment, population, households, and housing inventory.
Lincoln Profile Report and Housing Survey	Nebraska Investment Finance Authority	

Table 3 – Other local / regional / federal planning efforts

Describe cooperation and coordination with other public entities, including the State and any adjacent units of general local government, in the implementation of the Consolidated Plan (91.215(I))

The City of Lincoln partners with other public entities to implement the Consolidated Plan including the Lincoln Housing Authority, and the Nebraska Department of Economic Development (i.e. Opportunity Zones) among others. Cooperation and coordination efforts primarily focus on creating affordable housing options. There are cooperation and coordination with other City departments in the implementation of public infrastructure improvements including Public Works & Utilities (i.e. watershed management, fiber to home, etc.), Parks & Recreation and Health Department. Further coordination is found within the local city council. There are no units of general local government adjacent to Lincoln.

Narrative (optional):

Demo

All planning information was available on our website, which utilizes 'select a language' software that converts information into over 50 languages. Ten focus group were conducted. Outreach surveys were provided to nine cultural and community agencies to share with their respective boards/staff. Lastly, a community-wide fair housing survey was developed and distributed to all consulted organizations, various groups previously outlined, and the general public. The community-wide survey was promoted through print, web, local radio, and word of mouth. The survey generated 767 responses with roughly 85% of those from Lancaster County. AFH Map 35 shows the distribution of near 60% of survey respondents who gave us their nearest street intersection.

Initially, there was an unexpected low response rate from the nine cultural center and community agencies. To address this, additional contact was made with each center or agency. The purpose for the assessment of fair housing was discussed again, along with the value and benefit of their involvement. Many cultural centers and community agency leaders agreed to support interaction needed to increase the outreach survey response rate. In spite of these efforts, the study found additional cultural representation was needed to complement the outreach effort. This was adequately achieved through our broader process (as described above) and the community survey.

HUD Table 1 'Demographics' shows the percent of all minorities within the study area --excluding Hispanics -- as 7.25%. Our community survey yielded an 8.2% response rate for the same cohort. Likewise, Hispanics account for 5.61% of the population (per HUD Table 1) and 6.2% of our community survey respondents.

While not directly tied to an identified low response rate, this study also recognizes the importance of our disability community and chose to assess the response rate as well. In the community survey, 18.87% of the respondents said "yes" to question #18 'Does any member of your household have a disability of any type-physical, mental, intellectual, or developmental?' This is far greater than the 3% average proportion of the population reported in HUD Table 13 'Disability by Type'.

All recorded conversations, summaries, maps, and reports from various assessment groups along with additional data and perspective can be found in the City of Lincoln's Analysis of Impediments of Fair Housing. <http://lincoln.ne.gov/city/urban/reports/index.htm>

PR-15 Citizen Participation – 91.105, 91.115, 91.200(c) and 91.300(c)

1. Summary of citizen participation process/Efforts made to broaden citizen participation Summarize citizen participation process and how it impacted goal-setting

The City of Lincoln has a *Resident Participation Plan* that details the public involvement process. The Plan is available at www.lincoln.gov, keyword: urban. Public participation is an on-going process, not confined to the preparation of the Strategic Plan. The public is encouraged to participate by becoming involved with their neighborhood association, in other community organizations and in business associations. Residents are also encouraged to attend public hearings and open houses held for special projects and plans.

However, the *Resident Participation Plan* specifies that during the development of the Strategic Plan, ad hoc committees and/or surveys may be used to obtain additional input. For this Strategic Plan we used HUD-provided data, our Analysis of Impediments to Fair Housing, seven community focus groups (i.e broadly covered neighborhood revitalization, real estate professionals, landlord/property management, disability advocates, housing authority resident advisory board members, a broad list of community funders/programs, affordable housing professionals, and governmental agencies/institutions/taxing authorities. Complementary reports were heavily relied upon including *LPlan 2050, the Lincoln/Lancaster County. Comprehensive plan*, Place Matters by the Community Health Endowment, Vital Signs by Prosper Lincoln, Point in Time Count by the Homeless Coalition, the *Lincoln Affordable Housing Coordinated Action Plan*, and 2022 HUD PD&R Housing Market Profiles. One on one interviews were also conducted.

Any resident's comments and their responses will be added to the appendix and attached to this submission.

Citizen Participation Outreach

Sort Order	Mode of Outreach	Target of Outreach	Summary of response/attendance	Summary of comments received	Summary of comments not accepted and reasons	URL (If applicable)
1	Focus Group	Non-targeted/broad community	Fair Housing and Conplan 'CHDO' Focus Group - Five people attended	See website for details	NA	
3	Focus Group	Lincoln Realtors	Fair Housing 'Lincoln Realtors - Fair Housing Committee' Focus Group - approx. four people attended	See website for details. Click on 'Supporting Material' and view 'Focus Group - Summary'	NA	http://lincoln.ne.gov/city/urban/AFFH/index.htm#s
7	Focus Group	Minorities Persons with disabilities Residents of Public and Assisted Housing	Fair Housing 'LHA Resident Advisory Board'- Focus Group - approx. seven people attended	See website for details. Click on 'Supporting Material' and view 'Focus Group - Summary'	NA	

Demo

Sort Order	Mode of Outreach	Target of Outreach	Summary of response/attendance	Summary of comments received	Summary of comments not accepted and reasons	URL (If applicable)
9	Public Meeting	Community Foundations & Public Health	Fair Housing 'Community Health Endowment'- Focus Group - approx. five people attended	See website for details. Click on 'Supporting Material' and view 'Focus Group - Summary'	NA	http://lincoln.ne.gov/city/urban/AFFH/index.htm#s
10	Focus Group	Minorities Persons with disabilities Housing Entities	Spoke broadly about how to engage DEI efforts, approx. three people attended	See website for details. Click on 'Supporting Material' and view 'Focus Group - Summary'	NA	http://lincoln.ne.gov/city/urban/AFFH/index.htm#s

Demo

Sort Order	Mode of Outreach	Target of Outreach	Summary of response/attendance	Summary of comments received	Summary of comments not accepted and reasons	URL (If applicable)
12	Internet Outreach	Minorities Non-English Speaking - Specify other language: Multi Persons with disabilities Residents of Public and Assisted Housing Community Wide Survey	116 Responses. 90% Confidence level with an 8% Margin of Error. This level of data is akin to the level of certainty for tract level ACS data.	Summary provided in the index. Summary is a report from Survey Monkey	NA	https://www.surveymonkey.com/results/SM-N3PXD7WP8/

Demo

Sort Order	Mode of Outreach	Target of Outreach	Summary of response/attendance	Summary of comments received	Summary of comments not accepted and reasons	URL (If applicable)
14	Focus Group	Non-targeted/broad community	<p>The program 'Our Street' reaches approx. 7,000 people according to research given to the station manager. Two shows were produced on May 22, and May 29, 2023. Recordings can be found here https://kzum.org/ourstreet/</p>	No callers	NA	https://soundcloud.com/kzum/our-street-july-17-2017

Demo

Sort Order	Mode of Outreach	Target of Outreach	Summary of response/attendance	Summary of comments received	Summary of comments not accepted and reasons	URL (If applicable)
19	Newspaper Ad	Non-targeted/broad community	<p>A 30-day public comment period began on May 2nd, 2023. A notice of availability was published in the legal notices section of the Lincoln Journal Star and at www.lincoln.ne.gov, keyword: urban. Residents were advised that the document is available: 1) on the Urban Development Department Web page: www.lincoln.ne.gov, keyword: urban; and 2) at the Urban Development Department office: 555 S. 10th, room 205, Lincoln, NE 68508.</p>	NA	NA	

Demo

Sort Order	Mode of Outreach	Target of Outreach	Summary of response/attendance	Summary of comments received	Summary of comments not accepted and reasons	URL (If applicable)
20	Focus Group	Non-targeted/broad community Neighborhoods	An announcement of the draft plan availability at the Mayor Neighborhood Roundtable on May 8th, 2023. The Roundtable meets monthly with the Mayor to discuss issues and topics of interest and concern to neighborhoods.	NA	NA	
21	Focus Group	CoC Members	Draft plan availability was announced to the Lincoln Continuum of Care (CoC) Executive Committee on Friday, May 11th.	NA	NA	

Demo

Sort Order	Mode of Outreach	Target of Outreach	Summary of response/attendance	Summary of comments received	Summary of comments not accepted and reasons	URL (If applicable)
22	Public Hearing	Residents of Public and Assisted Housing	The Urban Development Department also held a public open house to present needs, goals, objectives and proposed actions in the Strategic Plan. The meeting was held on May 24th, 2023, at the Urban Development Department office. Notice of the meeting containing the date, time, place, and purpose was published on April 28th, 2023, in the Lincoln Journal Star, and announced at the Mayors Neighborhood Roundtable on May 8th 2023.	None received	NA	

Demo

Sort Order	Mode of Outreach	Target of Outreach	Summary of response/attendance	Summary of comments received	Summary of comments not accepted and reasons	URL (If applicable)
23	Public Hearing	Residents of Public and Assisted Housing	The Plan also went before the Lincoln City Council on June 26th, 2023, for public hearing and approval on July 10th. Both the five year strategic plan and FY2324 annual action plan was approved.	No comments received from the public	NA	

Table 4 – Citizen Participation Outreach

Needs Assessment

NA-05 Overview

Needs Assessment Overview

Most of the following needs assessment is based on data provided by the Census from the 2017-2021 ACS American Community Survey (ACS), including special compilations (2013-2017 CHAS) prepared for HUD by the Census Bureau utilizing HUD's unique income category breakouts, and the cities Analysis of Impediments. Unless noted otherwise, all tables and the data in them were built into the Consolidated Plan template and pre-populated by HUD. We will reference included 2017-2021 ACS data by table identification and attach images, tables and figures as appropriate.

NA-10 Housing Needs Assessment - 24 CFR 91.205 (a,b,c)

Summary of Housing Needs

Within their federal criteria, CDBG and HOME programs are shaped locally to meet the recipient community's specific needs. Lincoln's specific needs were identified by reviewing housing data provided by HUD, Analysis of Impediments to Fair Housing (AI), homelessness information provided through the Continuum of Care, data from the Lincoln Housing Authority, the Affordable Housing Coordinated Action Plan, and the public involvement process. As you will see in the tables that follow, the most significant single issue identified in this needs assessment is a large number of Lincoln households, especially lower-income households, with severe housing cost burdens (households paying more than 50% of their household income for housing). That said, it is important to recognize that housing affordability is essentially an equation with two elements, housing cost, and income. It will never be possible to successfully address the problem by focusing solely on reducing the cost of housing through development, purchase, and rent subsidies through the Lincoln Housing Authority or through management practices. It is simply too costly and there will never be enough resources available. The AI noted low credit scores as a barrier to better employment and housing opportunities. While severe housing cost burden - for renters and owners alike - is the major issue to be addressed, other important housing issues include the need to provide financial assistance to homeowners for home repairs, especially for lower-income homeowners and seniors, and financial and technical assistance to low, moderate and middle income (50-80% AMI) renters seeking to become first-time homeowners. While homeownership is to be supported, the City fully recognizes the need for stable housing first regardless of the tenure type. Stable housing includes aspects of quality housing, and on this front, we recognize that overcrowding is more common among low-income renters. Not within this table are facets that deserve recognition to the broader topic: (1) It is also worth noting that poverty level roughly starts at approximately 15% AMI. (2) Lincoln is a refugee resettlement community, and those populations may not know the housing enforcement processes or protections afforded to them either based out of fear, ignorance or via a cultural or language barrier. (3) Lincoln has several higher education institutions with an estimated 22,000 students living off campus. According to a 2013 census study (which has not been updated), the bureau found that Lincoln's poverty rate could fall up to 7%. This study assumed that 63% off-campus students lived with their parents leaving approximately 8,000 students to find units with the total 47,475 rental units in the community. This uses the assumption that most students will be renters. This is important because those students may compete with the general public for limited affordable housing opportunities. (4) These tables are not broken out by housing type to assess the impact of Lincoln's 'three unrelated person rule' or their limited rental licensing program, (5) In the AI none of the focus groups identified a particular type or pattern of systemic segregation and, (6) The primary determinant of where people live in Lincoln is their level of income. The greater one's income, the greater array of choices and areas that are accessible.

We recognize there are some errors in the HUD-provided tables below.

We have accounted for them in our analysis.

Demo

Demographics	Base Year: 2009	Most Recent Year: 2017	% Change
Population	247,882	23	-100%
Households	99,017	29	-100%
Median Income	\$48,302.00	\$53,089.00	10%

Table 5 - Housing Needs Assessment Demographics

Data Source: 2000 Census (Base Year), 2013-2017 ACS (Most Recent Year)

Number of Households Table

	0-30% HAMFI	>30-50% HAMFI	>50-80% HAMFI	>80-100% HAMFI	>100% HAMFI
Total Households	15,615	14,765	21,130	12,420	46,590
Small Family Households	3,880	4,120	6,405	4,790	23,770
Large Family Households	825	1,220	1,230	720	3,720
Household contains at least one person 62-74 years of age	1,585	2,180	3,875	2,375	9,745
Household contains at least one person age 75 or older	1,715	1,985	2,590	1,270	2,835
Households with one or more children 6 years old or younger	2,700	2,660	3,020	1,720	5,490

Table 6 - Total Households Table

Data Source: 2013-2017 CHAS

Housing Needs Summary Tables

1. Housing Problems (Households with one of the listed needs)

	Renter					Owner				
	0-30% AMI	>30-50% AMI	>50-80% AMI	>80-100% AMI	Total	0-30% AMI	>30-50% AMI	>50-80% AMI	>80-100% AMI	Total
NUMBER OF HOUSEHOLDS										
Substandard Housing - Lacking complete plumbing or kitchen facilities	330	285	140	50	805	80	4	20	35	139
Severely Overcrowded - With >1.51 people per room (and complete kitchen and plumbing)	170	250	175	35	630	20	0	55	10	85
Overcrowded - With 1.01-1.5 people per room (and none of the above problems)	320	455	170	25	970	35	90	195	55	375
Housing cost burden greater than 50% of income (and none of the above problems)	7,955	1,545	255	40	9,795	1,590	855	490	120	3,055

Demo

	Renter					Owner				
	0-30% AMI	>30-50% AMI	>50-80% AMI	>80-100% AMI	Total	0-30% AMI	>30-50% AMI	>50-80% AMI	>80-100% AMI	Total
Housing cost burden greater than 30% of income (and none of the above problems)	2,250	4,825	2,590	205	9,870	545	1,205	2,550	900	5,200
Zero/negative Income (and none of the above problems)	715	0	0	0	715	190	0	0	0	190

Table 7 – Housing Problems Table

Data 2013-2017 CHAS
Source:

2. Housing Problems 2 (Households with one or more Severe Housing Problems: Lacks kitchen or complete plumbing, severe overcrowding, severe cost burden)

	Renter					Owner				
	0-30% AMI	>30-50% AMI	>50-80% AMI	>80-100% AMI	Total	0-30% AMI	>30-50% AMI	>50-80% AMI	>80-100% AMI	Total
NUMBER OF HOUSEHOLDS										
Having 1 or more of four housing problems	8,770	2,535	745	155	12,205	1,725	950	765	225	3,665
Having none of four housing problems	3,145	7,785	9,925	4,870	25,725	1,075	3,495	9,700	7,170	21,440
Household has negative income, but none of the other housing problems	715	0	0	0	715	190	0	0	0	190

Table 8 – Housing Problems 2

Data 2013-2017 CHAS
Source:

Demo

3. Cost Burden > 30%

	Renter				Owner			
	0-30% AMI	>30-50% AMI	>50-80% AMI	Total	0-30% AMI	>30-50% AMI	>50-80% AMI	Total
NUMBER OF HOUSEHOLDS								
Small Related	2,775	2,145	570	5,490	555	580	925	2,060
Large Related	660	415	55	1,130	105	155	245	505
Elderly	1,355	755	730	2,840	970	960	935	2,865
Other	6,110	3,555	1,575	11,240	600	385	1,015	2,000
Total need by income	10,900	6,870	2,930	20,700	2,230	2,080	3,120	7,430

Table 9 – Cost Burden > 30%

Data 2013-2017 CHAS
Source:

4. Cost Burden > 50%

	Renter				Owner			
	0-30% AMI	>30-50% AMI	>50-80% AMI	Total	0-30% AMI	>30-50% AMI	>50-80% AMI	Total
NUMBER OF HOUSEHOLDS								
Small Related	2,055	300	0	2,355	435	290	120	845
Large Related	505	85	0	590	75	30	20	125
Elderly	1,070	250	250	1,570	610	400	185	1,195
Other	4,850	995	40	5,885	540	140	190	870
Total need by income	8,480	1,630	290	10,400	1,660	860	515	3,035

Table 10 – Cost Burden > 50%

Data 2013-2017 CHAS
Source:

5. Crowding (More than one person per room)

	Renter					Owner				
	0-30% AMI	>30-50% AMI	>50-80% AMI	>80-100% AMI	Total	0-30% AMI	>30-50% AMI	>50-80% AMI	>80-100% AMI	Total
NUMBER OF HOUSEHOLDS										
Single family households	375	505	300	29	1,209	65	90	230	55	440
Multiple, unrelated family households	50	175	4	15	244	15	0	30	15	60

Demo

	Renter					Owner				
	0-30% AMI	>30-50% AMI	>50-80% AMI	>80-100% AMI	Total	0-30% AMI	>30-50% AMI	>50-80% AMI	>80-100% AMI	Total
Other, non-family households	64	35	60	14	173	0	0	0	0	0
Total need by income	489	715	364	58	1,626	80	90	260	70	500

Table 11 – Crowding Information – 1/2

Data Source: 2013-2017 CHAS

	Renter				Owner			
	0-30% AMI	>30-50% AMI	>50-80% AMI	Total	0-30% AMI	>30-50% AMI	>50-80% AMI	Total
Households with Children Present	0	0	0	0	0	0	0	0

Table 12 – Crowding Information – 2/2

Data Source
Comments:

Describe the number and type of single person households in need of housing assistance.

1. According to the ACS one-year estimate (i.e., table DP02) there are 59,220 single households in Lincoln. 26,444 are male. 5.6% have children in the household under 18 years. 74.6% live alone. 13.2% are 65 years and over. 19,738 (75%) being above the age of 65. The remaining 32,776 are female. 14.4% have children in the household under 18 years. 65.1% live alone. 27.1% are 65 years and over.
2. The City of Lincoln Building and Safety Department enforces building codes, and because our system is a complaint-driven system their data does not encompass the full need. Regardless, in 2022 the City’s Building and Safety Department reported on 1,009 received complaints. 703 violations were processed and closed, 45 violations were in progress at the year's end, two are being referred to the legal department for further action, 33 homes were placarded (i.e., red tagged etc.), and again, because Lincoln is a complaint-driven system 158 reports were determined to be not justified.
3. A similar robust action from our local health department is assumed.
4. Pre pandemic eviction filings generally increased year over year with the actual eviction rate remained stable; however, post pandemic eviction filings (i.e., delayed or new) have been processing through the court system at rates higher than normal. This creates a view that eviction filings are significantly up; however, a clearer assessment should be available once governmental support systems are exhausted. The most common reason someone is evicted is due to lack of paying rent. Eviction data and the cause(s) of that situation is a complex topic that needs to be further reviewed.

Demo

5. In the FY21 CAPER we identified 11,579 worst-case needs renter households.
6. We see potentially 4,140 worst-case needs owner-occupied households.
7. Worst-case needs are units with incomplete kitchen facilities, incomplete plumbing facilities, more than 1 person per room, and cost burden greater than 50%.

There are surely duplicate households and persons within these groups, therefore, the City of Lincoln cannot completely describe the number of people in need of housing assistance beyond what we will provide through our programming, Urban Development, and the served programming of the Lincoln Housing Authority. We estimate approximately 15,719 single person households need housing assistance.

Estimate the number and type of families in need of housing assistance who are disabled or victims of domestic violence, dating violence, sexual assault and stalking.

The Lincoln Housing Authority maintains housing choice vouchers (HCV) for those with a disability. 474 households are on their HCV disability waitlist. A full review of police incident records is available online. Topics such as sexual offenses, sexual solicitation, & stalking are addressed. The link is <https://opendata.lincoln.ne.gov/documents/LincolnNE::lpd-code-tablesv2/explore>. Wrap around supportive services for populations including the elderly, frail elderly, persons with disabilities (mental, physical, developmental, persons with HIV/AIDS and their families), persons with alcohol or other drug addiction, and victims of domestic violence is estimated at 8,000. This is likely a conservative estimate. For example, a prior Gallup survey commissioned by the Friendship Home, Lincoln's leading domestic violence shelter, indicated that one in four women in Lincoln/Lancaster County were victims of domestic violence at some point in their lives. The support services necessary to maintain housing for many of these subpopulations continues to be a challenging gap to address. Historical data indicates that approximately 40% of persons 65 and older have some type of disability (i.e., physical, mental, sensory, self-care) and five percent of persons 65 and older with a disability are institutionalized.

What are the most common housing problems?

The Housing Problems Table shows that the most significant housing problem is the cost burden. There are 9,795 renter households and 3,055 homeowner households with incomes under the area median income with a severe housing cost burden (paying more than half of their household income for housing). In addition, there are another 9,870 renter households and 5,200 homeowner households with incomes under the median income with a moderate housing cost burden (paying more than 30% but less than half of their household income for housing). Lincoln currently is known for its tight sales housing market and full rental market - especially for those units beneath \$750/month. An equal housing problem is the availability of accessible and affordable housing. The City along with its partners does many good things to advocate for, support and provide for affordable housing. However, we have no local data to measure our efforts and rely on delayed Comprehensive Housing Affordability Strategy (CHAS) data from the US Census and HUD office. This information only addresses rental housing which is a fair proxy for the broader system. In Lincoln we assess both affordable and available units across

three income ranges: less than or equal to 30%, less than or equal to 50%, less than or equal to 80%. A unit is both affordable and available if that unit is both affordable and vacant, or if it is currently occupied by a household at the defined income threshold or below.

In 2018 extremely Low Income (less than or equal to 30% of HAMFI) households were in need of 8,840 of affordable and available units. Of those extreme Low Income (less than 30% of HAMFI) households 92% were cost burdened, and 76% were severely cost burdened.

In 2018 very Low Income (less than or equal to 50% of HAMFI) households were in need of 6,560 of affordable and available units. Of that very Low Income (greater than 30% but less than or equal to 50% of HAMFI) households 71% were cost burdened, and 21% were severely cost burdened. Based on HUD's indicators, overcrowding and substandard housing are less of a problem compared with housing cost burden; however, it's still an issue that we recognize. Furthermore, while life circumstances change throughout the course of a loan, we assume a bank will not create a mortgage that is not affordable. From a funding perspective, the city has limited resources to address its growing shortage of affordable rental housing. Lastly, this also supports the assertion by several focus groups in our analysis of impediments that they would like to see more support given to the rental market.

Are any populations/household types more affected than others by these problems?

Single parent households are more affected by these problems. These households have a diminished opportunity for an increase in income and no other income to fall back on if a job loss occurs. Other expenses increase as there is no other adult to share the household and childcare duties. This family type is found within the small family category of both cost burden tables and within the lower two cohorts 0-30% & 30-50% AMI. When we visually assessed the location of single-family households with children, we see three facets (1) a lower percentage of married households have children living in the core of the city, (2) higher concentrations of single men with children are found south of Nebraska Parkway and in the Belmont area; and (3) higher concentrations of single women with children are found around local colleges (i.e., Union College) and to the west of the Belmont neighborhood.

Describe the characteristics and needs of Low-income individuals and families with children (especially extremely low-income) who are currently housed but are at imminent risk of either residing in shelters or becoming unsheltered 91.205(c)/91.305(c)). Also discuss the needs of formerly homeless families and individuals who are receiving rapid re-housing assistance and are nearing the termination of that assistance

See the question below, "Specify particular housing characteristics that have been linked with instability and an increased risk of homelessness"

If a jurisdiction provides estimates of the at-risk population(s), it should also include a description of the operational definition of the at-risk group and the methodology used to generate the estimates:

The City of Lincoln does not estimate the size of at-risk populations.

Specify particular housing characteristics that have been linked with instability and an increased risk of homelessness

Primary Indicators linked to instability and increased risk of homelessness include mental health and substance abuse issues, lack of income, housing cost burden, utility costs greater than income, being evicted or served a notice of eviction, leaving a domestic violence situation, pending foreclosure, and medical costs (i.e. mental illness, medical issue, addictions).

Secondary challenges that can lead to housing instability include the destabilizing impact of sustained homelessness on the ability to rehouse individuals, prior or chronic criminal history, children with behavioral problems, literacy or language skill barriers, poor rental history, poor credit scores, poor life skills, no high school diploma or GED, no rental history, single-parent households, housing needs to accommodate a disability, and a lack of housing choices.

Discussion

The City of Lincoln's Analysis of Impediments to Fair Housing - which is available at <http://lincoln.ne.gov/city/urban/reports/index.htm> - analyzed a series of fair housing issues, took protected classes into consideration (i.e. race, color, religion, national origin, familial status, sex, and disability), identified contributing factors, and developed goals and meaningful actions to create more integrated and balanced living patterns and improve access to opportunity for all.

The fair housing issues reviewed in the assessment were:

1. Segregation
2. Racial and Ethnic Concentrations of Poverty
3. Disparities in Access to Opportunity
4. Disproportionate Housing Needs
5. Publicly Supported Housing Location and Occupancy
6. Disability and Access Issues
7. Fair Housing Enforcement, Outreach Capacity, and Resources

There is no federal expectation for specific outcomes. Instead, agencies have to carefully and

Demo

thoughtfully carry out the new process. The City of Lincoln and the Lincoln Housing Authority have collaborated to undertake this Assessment of Fair Housing (AFH). We sought input from numerous community groups and citizens through focus groups, a community survey, and public comment. We worked to achieve a balanced approach to goals and actions that builds on Lincoln's unique strengths and challenges.

The following contributing factors have been identified in this analysis of impediments as areas that contribute to the above fair housing issues (in no particular order) within different areas of analysis:

1. Location and type of affordable housing
2. Private discrimination
3. Community opposition
4. Availability, type, and frequency of public transportation
5. Lack of private investments in specific neighborhoods (grocery, private housing)
6. The availability of affordable units in a range of unit sizes
7. Lack of public investments in specific neighborhoods, including services or amenities
8. Land use zoning laws (mobile home vitality, code enforcement)
9. Source of income discrimination (landlord participation in the voucher program)
10. Federal funding and policies
11. Lack of accessible, affordable housing in a range of unit sizes
12. Lack of affordable, integrated housing for individuals who need supportive services
13. Sidewalk maintenance
14. Access to transportation to persons with disabilities
15. Lack of resources for fair housing agencies and organizations

The most common contributing factor was location and type of affordable housing.

Through the actions described in this assessment, we will work to make progress over the next five years on the following four impediments. They are:

- Impediment 1: Increase affordable housing options across the city.
- Impediment 2: Maintain existing affordable housing.
- Impediment 3: Support local fair housing education, enforcement, and marketing.

Impediment 4: Increase access to, and information about, affordable homeownership and rental opportunities throughout the city.

NA-15 Disproportionately Greater Need: Housing Problems – 91.205 (b)(2)

Assess the need of any racial or ethnic group that has disproportionately greater need in comparison to the needs of that category of need as a whole.

Introduction

The City of Lincoln's Analysis of Impediments to Fair Housing - which is available at <http://lincoln.ne.gov/city/urban/reports/index.htm> - analyzed a series of fair housing issues, took protected classes into consideration (i.e. race, color, religion, national origin, familial status, sex, and disability), identified contributing factors, and developed goals and meaningful actions to create more integrated and balanced living patterns and improve access to opportunity for all.

The fair housing issues reviewed in the assessment were:

1. Segregation
2. Racial and Ethnic Concentrations of Poverty
3. Disparities in Access to Opportunity
4. Disproportionate Housing Needs
5. Publicly Supported Housing Location and Occupancy
6. Disability and Access Issues
7. Fair Housing Enforcement, Outreach Capacity, and Resources

There is no federal expectation for specific outcomes. Instead, agencies carefully and thoughtfully carry out the new process. The City of Lincoln and the Lincoln Housing Authority have collaborated to undertake this Assessment of Fair Housing (AFH). We sought input from numerous community groups and citizens through focus groups, a community survey, and public comment. We worked to achieve a balanced approach to goals and actions that builds on Lincoln's unique strengths and challenges.

The following contributing factors have been identified in this analysis of impediments as areas that contribute to the above fair housing issues (in no particular order) within different areas of analysis:

1. Location and type of affordable housing
2. Private discrimination
3. Community opposition
4. Availability, type, and frequency of public transportation
5. Lack of private investments in specific neighborhoods (grocery, private housing)
6. The availability of affordable units in a range of unit sizes
7. Lack of public investments in specific neighborhoods, including services or amenities
8. Land use zoning laws (mobile home vitality, code enforcement)
9. Source of income discrimination (landlord participation in the voucher program)
10. Federal funding and policies

Demo

11. Lack of accessible, affordable housing in a range of unit sizes
12. Lack of affordable, integrated housing for individuals who need supportive services
13. Sidewalk maintenance
14. Access to transportation to persons with disabilities
15. Lack of resources for fair housing agencies and organizations

The most common contributing factor was location and type of affordable housing.

Through the actions described in this assessment, we will work to make progress over the next five years on the following four impediments. They are:

- Impediment 1: Increase affordable housing options across the city.
- Impediment 2: Maintain existing affordable housing.
- Impediment 3: Support local fair housing education, enforcement, and marketing.
- Impediment 4: Increase access to, and information about, affordable homeownership and rental opportunities throughout the city.

0%-30% of Area Median Income

Housing Problems	Has one or more of four housing problems	Has none of the four housing problems	Household has no/negative income, but none of the other housing problems
Jurisdiction as a whole	13,290	1,420	905
White	10,085	1,155	610
Black / African American	1,080	60	55
Asian	775	0	155
American Indian, Alaska Native	80	4	4
Pacific Islander	50	0	0
Hispanic	870	115	70

Table 13 - Disproportionally Greater Need 0 - 30% AMI

Data 2013-2017 CHAS
Source:

*The four housing problems are:

1. Lacks complete kitchen facilities, 2. Lacks complete plumbing facilities, 3. More than one person per room, 4. Cost Burden greater than 30%

30%-50% of Area Median Income

Housing Problems	Has one or more of four housing problems	Has none of the four housing problems	Household has no/negative income, but none of the other housing problems
Jurisdiction as a whole	9,515	5,250	0
White	7,460	4,205	0
Black / African American	645	390	0
Asian	380	190	0
American Indian, Alaska Native	15	10	0
Pacific Islander	0	0	0
Hispanic	860	400	0

Table 14 - Disproportionally Greater Need 30 - 50% AMI

Data 2013-2017 CHAS
Source:

*The four housing problems are:

1. Lacks complete kitchen facilities,
2. Lacks complete plumbing facilities,
3. More than one person per room,
4. Cost Burden greater than 30%

50%-80% of Area Median Income

Housing Problems	Has one or more of four housing problems	Has none of the four housing problems	Household has no/negative income, but none of the other housing problems
Jurisdiction as a whole	6,645	14,485	0
White	5,675	12,185	0
Black / African American	270	680	0
Asian	310	410	0
American Indian, Alaska Native	45	100	0
Pacific Islander	0	0	0
Hispanic	265	985	0

Table 15 - Disproportionally Greater Need 50 - 80% AMI

Data 2013-2017 CHAS
Source:

*The four housing problems are:

1. Lacks complete kitchen facilities,
2. Lacks complete plumbing facilities,
3. More than one person per room,
4. Cost Burden greater than 30%

80%-100% of Area Median Income

Housing Problems	Has one or more of four housing problems	Has none of the four housing problems	Household has no/negative income, but none of the other housing problems
Jurisdiction as a whole	1,485	10,935	0
White	1,290	9,650	0
Black / African American	50	215	0
Asian	75	290	0
American Indian, Alaska Native	0	15	0
Pacific Islander	0	0	0
Hispanic	65	655	0

Table 16 - Disproportionally Greater Need 80 - 100% AMI

Data 2013-2017 CHAS
Source:

*The four housing problems are:

1. Lacks complete kitchen facilities,
2. Lacks complete plumbing facilities,
3. More than one person per room,
4. Cost Burden greater than 30%

Discussion

Additional data and perspective can be found in the City of Lincoln's Analysis of Impediments to Fair Housing. The analysis is available <http://lincoln.ne.gov/city/urban/reports/index.htm>

NA-20 Disproportionately Greater Need: Severe Housing Problems – 91.205 (b)(2)

Assess the need of any racial or ethnic group that has disproportionately greater need in comparison to the needs of that category of need as a whole.

Introduction

Extremely Low-Income: Table 17, - Disproportionately Greater Need: Severe Housing Problems 0 – 30% Area Median Income (AMI) indicates that one race or ethnic group has one or more housing problems at a disproportionately (10 percentage point or more) higher rate than the community at 67.2%. The Pacific Islander has a severe housing issue 100% at this income level.

Very Low-Income: Table 18 -Disproportionately Greater Need: Severe Housing Problems 30 – 50% Area Median Income (AMI) indicates that two racial or ethnic categories experience one or more housing problems at a disproportionately (10 percentage point or more) higher rate than the community. Lincoln’s very low-income households experience one or more housing problems 23.6% of the time, compared to American Indian/Alaska Native households 40. % of the time and Asian households 39.4% of the time.

Low-Income: Table 19 -Disproportionately Greater Need: Severe Housing Problems 50 – 80% Area Median Income (AMI, indicates that no racial or ethnic category experience one or more housing problems at a disproportionately (10 percentage point or more) higher rate than the community. Lincoln’s low-income households experience one or more housing problems 7.1% of the time.

Middle-Income: Table 20 - Disproportionately Greater Need: Severe Housing Problems 80 – 100% Area Median Income (AMI, indicates that one racial or ethnic category experiences one or more housing problems at a disproportionately (10 percentage point or more) higher rate than the community. Lincoln’s middle-income households experience one or more housing problems 3% of the time, compared to Asian rates of 16.4%

Additional data and perspective can be found in the City of Lincoln's Analysis of Impediments to Fair Housing. The analysis is available <http://lincoln.ne.gov/city/urban/reports/index.htm>

0%-30% of Area Median Income

Severe Housing Problems*	Has one or more of four housing problems	Has none of the four housing problems	Household has no/negative income, but none of the other housing problems
Jurisdiction as a whole	10,495	4,220	905

Demo

Severe Housing Problems*	Has one or more of four housing problems	Has none of the four housing problems	Household has no/negative income, but none of the other housing problems
White	8,205	3,035	610
Black / African American	580	555	55
Asian	705	74	155
American Indian, Alaska Native	60	25	4
Pacific Islander	50	0	0
Hispanic	665	315	70

Table 17 – Severe Housing Problems 0 - 30% AMI

Data 2013-2017 CHAS
Source:

*The four severe housing problems are:

1. Lacks complete kitchen facilities,
2. Lacks complete plumbing facilities,
3. More than 1.5 persons per room,
4. Cost Burden over 50%

30%-50% of Area Median Income

Severe Housing Problems*	Has one or more of four housing problems	Has none of the four housing problems	Household has no/negative income, but none of the other housing problems
Jurisdiction as a whole	3,485	11,280	0
White	2,530	9,140	0
Black / African American	220	815	0
Asian	225	345	0
American Indian, Alaska Native	10	15	0
Pacific Islander	0	0	0
Hispanic	420	835	0

Table 18 – Severe Housing Problems 30 - 50% AMI

Data 2013-2017 CHAS
Source:

*The four severe housing problems are:

1. Lacks complete kitchen facilities,
2. Lacks complete plumbing facilities,
3. More than 1.5 persons per room,
4. Cost Burden over 50%

50%-80% of Area Median Income

Severe Housing Problems*	Has one or more of four housing problems	Has none of the four housing problems	Household has no/negative income, but none of the other housing problems
Jurisdiction as a whole	1,510	19,625	0
White	1,210	16,650	0
Black / African American	80	875	0
Asian	100	625	0
American Indian, Alaska Native	0	145	0
Pacific Islander	0	0	0
Hispanic	110	1,145	0

Table 19 – Severe Housing Problems 50 - 80% AMI

Data 2013-2017 CHAS
Source:

*The four severe housing problems are:

1. Lacks complete kitchen facilities, 2. Lacks complete plumbing facilities, 3. More than 1.5 persons per room, 4. Cost Burden over 50%

80%-100% of Area Median Income

Severe Housing Problems*	Has one or more of four housing problems	Has none of the four housing problems	Household has no/negative income, but none of the other housing problems
Jurisdiction as a whole	380	12,040	0
White	265	10,675	0
Black / African American	20	250	0
Asian	60	305	0
American Indian, Alaska Native	0	15	0
Pacific Islander	0	0	0
Hispanic	29	685	0

Table 20 – Severe Housing Problems 80 - 100% AMI

Data 2013-2017 CHAS
Source:

*The four severe housing problems are:

1. Lacks complete kitchen facilities, 2. Lacks complete plumbing facilities, 3. More than 1.5 persons per room, 4. Cost Burden over 50%

Discussion

Additional data and perspective can be found in the City of Lincoln's Analysis of Impediments to Fair Housing. The analysis is available <http://lincoln.ne.gov/city/urban/reports/index.htm>

NA-25 Disproportionately Greater Need: Housing Cost Burdens – 91.205 (b)(2)

Assess the need of any racial or ethnic group that has disproportionately greater need in comparison to the needs of that category of need as a whole.

Introduction:

Using the information below see find

- 71.3% of all households have a housing cost burden less than or equal to 30%. While not severe we believe its noteworthy to describe the following: African American households achieve a rate of only 50.5%, Asian households at 61.8%, and Pacific Islanders at 28.5%
- 15.2% of all households have a housing cost burden while 30%-50% AMI. African American households experience housing cost burden at a rate of 30.7%
- 12.5% of all households have a severe housing cost burden greater than 50%. Pacific Islanders households experience severe housing cost burden at a rate of 30.7%

Additional data and perspective can be found in the City of Lincoln's Analysis of Impediments to Fair Housing. The analysis is available <http://lincoln.ne.gov/city/urban/reports/index.htm>

Housing Cost Burden

Housing Cost Burden	<=30%	30-50%	>50%	No / negative income (not computed)
Jurisdiction as a whole	78,850	16,860	13,820	985
White	69,515	13,650	11,205	670
Black / African American	2,025	1,230	695	55
Asian	2,480	580	775	175
American Indian, Alaska Native	295	75	60	4
Pacific Islander	20	0	50	0
Hispanic	3,775	965	810	70

Table 21 – Greater Need: Housing Cost Burdens AMI

Data 2013-2017 CHAS
Source:

Discussion:

Additional data and perspective can be found in the City of Lincoln's Analysis of Impediments to Fair Housing. The analysis is available <http://lincoln.ne.gov/city/urban/reports/index.htm>

NA-30 Disproportionately Greater Need: Discussion – 91.205(b)(2)

Are there any income categories in which a racial or ethnic group has disproportionately greater need than the needs of that income category as a whole?

See the previous question and discussions within the NA-Disproportionately Greater Need section. Below is a matrix of racial/ethnic categories that identify disproportionately greater needs.

White: N/A

Black/African American

- 30-50% AMI – Housing Cost Burden

Asian:

- 30-50% AMI - Severe Housing Problem
- 80-100% AMI Severe Housing Problem

American Indian, Alaska Native:

- 0-30% AMI Housing Problem
- 30-50% AMI Severe Housing Problem

Pacific Islander:

- >50% - Severe Housing Cost Burden
- 0-30% AMI Severe Housing Problem

Hispanic: N/A

Additional data and perspective can be found in the City of Lincoln's Analysis of Impediments to Fair Housing. The analysis is available <http://lincoln.ne.gov/city/urban/reports/index.htm>

If they have needs not identified above, what are those needs?

Additional needs are identified in the Analysis of Impediments to Fair Housing. The city held seven focus groups. This document furthers our understanding of the needs subpopulations may experience. The analysis is available at <http://lincoln.ne.gov/city/urban/reports/index.htm>

Are any of those racial or ethnic groups located in specific areas or neighborhoods in your community?

Our Analysis of Impediments (i.e., Assessment of Fair Housing) assessed this topic in both 2017 and in the 2022/23 update. The analysis is available at <http://lincoln.ne.gov/city/urban/reports/index.htm> Below are excerpts that address this issue.

Excerpt 1:

HUD Table 3 (2017) - Racial/Ethnic Dissimilarity Trends shows the racial and ethnic dissimilarity trends in Lincoln and the region. According to HUD, the “Dissimilarity Index measures the degree to which two groups are evenly distributed across a geographic area and is commonly used for assessing residential segregation between two groups. Values range from 0 to 100, where higher numbers indicate a higher degree of segregation among the two groups measured. Dissimilarity Index values between 0 and 39 generally indicate low segregation, values between 40 and 54 generally indicate moderate segregation, and values between 55 and 100 generally indicate a high level of segregation. The level of segregation minimally increased in the 2020 data.

Excerpt 2:

The City of Lincoln has relatively low levels of segregation by race as indicated by dissimilarity index values below 39 for each race listed in HUD Table 3. The region has slightly higher index values, which reflects that whites make up a higher percentage of the population living outside of Lincoln. The index values for Lincoln for all races listed in Table 3 are similar - the highest is Black/White (38.05) and Asian or Pacific Islander/White (37.05).

There is no area of a significant size within the city that is predominantly populated by one nonwhite racial or ethnic group. In general, there is a higher concentration of nonwhite population groups in the central core of Lincoln, north, and south of downtown.

Excerpt 3:

Lastly, each focus group discussed segregation and concentration within the community. None of the focus groups identified a particular type or pattern of systemic segregation. However, many of the groups commented on concentrations or clusters of people with similar characteristics in some locations. All the focus groups agreed that the primary determinant of where people live in Lincoln is their level of income. The greater one’s income, the greater array of choices and areas that are accessible. Many areas of Lincoln have a limited supply of affordable housing, particularly in the southern part of the city.

Other comments included:

Demo

1. There is some religious clustering based on personal choice to be near the location of certain religious institutions, schools and catholic parishes.
2. Some types of developments, such as student housing and retirement communities, are generally not available to families with children.
3. A significant amount of the existing housing throughout the community, particularly single-family housing, is not designed with mobility impairments in mind - these limits choices and will likely be a growing concern as the population ages.
4. Newer immigrants from the same country often choose to live close to one another.
5. People with mental illness can end up clustered - via housing density - due to economic limitations.
6. NIMBY - Not in My Backyard - is an obstacle for development of new affordable rental housing and/or other service-enriched housing such as group homes.

NA-35 Public Housing – 91.205(b)

Introduction

The Lincoln Housing Authority recognizes that the numbers/figures that are prepopulated by the IDIS system are not accurate as of today, but would acknowledge they are useful to the broader community.

Totals in Use

	Program Type								
	Certificate	Mod-Rehab	Public Housing	Vouchers			Special Purpose Voucher		
				Total	Project - based	Tenant - based	Veterans Affairs Supportive Housing	Family Unification Program	Disabled *

Table 22 - Public Housing by Program Type

*includes Non-Elderly Disabled, Mainstream One-Year, Mainstream Five-year, and Nursing Home Transition

Data Source: PIC (PIH Information Center)

Characteristics of Residents

	Program Type								
	Certificate	Mod-Rehab	Public Housing	Vouchers			Special Purpose Voucher		
				Total	Project - based	Tenant - based	Veterans Affairs Supportive Housing	Family Unification Program	
									Average Annual Income
Average length of stay	0	7	4	4	0	4	0	0	

Demo

	Program Type							
	Certificate	Mod-Rehab	Public Housing	Vouchers			Special Purpose Voucher	
				Total	Project - based	Tenant - based	Veterans Affairs Supportive Housing	Family Unification Program
Average Household size	0	1	2	2	0	2	1	0
# Homeless at admission	0	0	0	1	0	1	0	0
# of Elderly Program Participants (>62)	0	1	103	364	0	353	6	0
# of Disabled Families	0	7	53	859	0	820	25	0
# of Families requesting accessibility features	0	9	315	2,705	0	2,635	51	0
# of HIV/AIDS program participants	0	0	0	0	0	0	0	0
# of DV victims	0	0	0	0	0	0	0	0

Table 23 – Characteristics of Public Housing Residents by Program Type

Data Source: PIC (PIH Information Center)

Race of Residents

Race	Program Type								
	Certificate	Mod-Rehab	Public Housing	Vouchers			Special Purpose Voucher		
				Total	Project - based	Tenant - based	Veterans Affairs Supportive Housing	Family Unification Program	Disabled *
White	0	7	251	1,970	0	1,916	38	0	16
Black/African American	0	2	55	545	0	530	12	0	3

Demo

Program Type									
Race	Certificate	Mod-Rehab	Public Housing	Vouchers					
				Total	Project - based	Tenant - based	Special Purpose Voucher		
							Veterans Affairs Supportive Housing	Family Unification Program	Disabled *
Asian	0	0	6	95	0	94	1	0	0
American Indian/Alaska Native	0	0	3	81	0	81	0	0	0
Pacific Islander	0	0	0	13	0	13	0	0	0
Other	0	0	0	1	0	1	0	0	0

*includes Non-Elderly Disabled, Mainstream One-Year, Mainstream Five-year, and Nursing Home Transition

Table 24 – Race of Public Housing Residents by Program Type

Data Source: PIC (PIH Information Center)

Ethnicity of Residents

Program Type									
Ethnicity	Certificate	Mod-Rehab	Public Housing	Vouchers					
				Total	Project - based	Tenant - based	Special Purpose Voucher		
							Veterans Affairs Supportive Housing	Family Unification Program	Disabled *
Hispanic	0	1	12	158	0	153	2	0	3
Not Hispanic	0	8	303	2,547	0	2,482	49	0	16

*includes Non-Elderly Disabled, Mainstream One-Year, Mainstream Five-year, and Nursing Home Transition

Table 25 – Ethnicity of Public Housing Residents by Program Type

Data Source: PIC (PIH Information Center)

LHA Waitlist Demographics		
Income	Public Housing	HCV
Extremely Low	285	2962
Very Low	86	41
Low	9	658
Over Income	0	2
Household	Public Housing	HCV
Couples	16	104
Family	320	980
Single	44	2459
Adult	338	2893
Elderly	12	178
Near Elderly	30	592
Non Handicap	329	3189
Handicap/Disabled	51	474
Race	Public Housing	HCV
White	220	2307
Black/African America	97	901
American Indian/Alaska	18	110
Asian	12	101
Native Ha/Pac. Island	2	32
Multi-Racial/Declined To Report	31	212
Ethnicity	Public Housing	HCV
Hispanic/Latino	43	372
Non-Hispanic/Latino	337	3291

NA-35 Waitlist Demographics 1

Demo

	Lincoln city, Nebraska		
	Total	With a disability	Percent with a disability
Label	Estimate	Estimate	Estimate
Total civilian noninstitutionalized population	287,448	34,729	12.10%
SEX			
Male	143,732	16,597	11.50%
Female	143,716	18,132	12.60%
RACE AND HISPANIC OR LATINO ORIGIN			
White alone	229,186	30,066	13.10%
Black or African American alone	11,156	788	7.10%
American Indian and Alaska Native alone	N	N	N
Asian alone	10,681	590	5.50%
Native Hawaiian and Other Pacific Islander alone	N	N	N
Some other race alone	7,927	493	6.20%
Two or more races	25,838	2,600	10.10%
White alone, not Hispanic or Latino	223,638	29,705	13.30%
Hispanic or Latino (of any race)	24,293	2,024	8.30%
AGE			
Under 5 years	16,791	216	1.30%
5 to 17 years	47,512	2,918	6.10%
18 to 34 years	86,647	6,576	7.60%
35 to 64 years	94,669	13,163	13.90%
65 to 74 years	26,533	5,300	20.00%
75 years and over	15,296	6,556	42.90%
DISABILITY TYPE BY DETAILED AGE			
With a hearing difficulty (X)		9,123	3.20%
Population under 18 years	64,303	562	0.90%
Population under 5 years	16,791	0	0.00%
Population 5 to 17 years	47,512	562	1.20%
Population 18 to 64 years	181,316	3,228	1.80%
Population 18 to 34 years	86,647	779	0.90%
Population 35 to 64 years	94,669	2,449	2.60%

Demo

NA-35 Addition 2

Section 504 Needs Assessment: Describe the needs of public housing tenants and applicants on the waiting list for accessible units:

In general, the needs of those currently housed in public housing are reflective of those on the waiting list. At this point in time, there is a six month to one year wait for an accessible unit based on the date of when applications are filed. This can change based on the level of unit turnover. Below is a narrative that details our community context.

LHA's waiting lists appear to indicate that the demand for fully accessible units for the mobility-impaired is low, and is mostly for one or two bedroom apartments. As of May 23, 2023, there were eight total applicants on the Public Housing waiting lists who indicated a need for an accessible unit compared to over 1,000 applicants total. One (1) of the applicants are one person households. LHA has twelve accessible family units in the Public Housing and New 32 portfolios. Due to the nature of the housing stock, all of the accessible family public housing units are two bedroom single family or duplex properties. The majority are occupied by single person households. LHA also has three high rise apartment buildings for seniors with some accessible studio or one-bedroom apartments: Mahoney Manor, Burke Plaza, and Crossroads House. In general, LHA struggles to lease accessible units and, although the turnover is low, the demand is also low. The timing of a vacant accessible unit does not always match the ability of an applicant to move, even if they are on a waiting list.

LHA's waiting lists do not provide any insight to the number of applicants who are hearing, visually or mentally impaired, nor does LHA track this information on existing tenants. The needs of the hearing or visually impaired are usually addressed by LHA's reasonable accommodation process.

The City of Lincoln's population in 2021 was 287,448; 21.1% of the population identified themselves as disabled. More detailed information on the number of persons with a specific disability is available from the 2020 U.S. Census.

The 2021 American Community Survey (ACS) also breaks down persons with disabilities in Lincoln by age groups as follows:

Age Under 5 Years 216 (1.3% of the population in this age group)
Age 5-17 Years 2,918 (6.1% of the population in this age group)
Age 18-34 Years 6,576 (7.6% of the population in this age group)
Age 35-64 Years 13,163 (13.9% of the population in this age group)
Age 65-74 Years 5,300 (20% of the population in this age group)
Age 75+ Years 6,556 (42.9% of the population in this age group)

The 2021 ACS also breaks down persons with disabilities by the type of disability within age groups. Among children with disabilities in Lincoln, age 5-17 years, 1.2% possessed a hearing difficulty; 0.7% possessed a vision difficulty, approximately 4.3 possessed a cognitive difficulty, and approximately 1.6

possessed either an ambulatory or self-care difficulty. Additional breakouts of ages and difficulties is found in the appendix under NA-35 Addition 2'

Most immediate needs of residents of Public Housing and Housing Choice voucher holders

Lincoln Housing Authority (LHA) selects over 1,200 households a year from the Housing Choice Voucher (HCV) waiting list, yet the waiting list continues to have 3,000 to 3,300 households waiting for an opportunity to receive a voucher. As long as rents continue to rise and incomes remain flat there will continue to be an ongoing need for the very low to extremely low-income households to receive assistance with their rent payments in order to reside in safe and decent housing. There are also out-of-state applicants on LHA's HCV waiting list. As of May 23, 2023, 12.9% of the applicants were from out of state. Often the out-of-state applicants are applying with the intention to take their vouchers back to their current residence; this process is called "portability" under the HCV program regulations. Most large metropolitan cities with the HCV program have closed waiting lists; meaning no new households can apply for the HCV program until the waiting list is reopened which may be a 10 plus year wait.

LHA prefers to keep the HCV waiting list open to serve the most vulnerable in the community: homeless, displaced due to domestic violence and displaced due to a natural disaster. In addition, LHA encourages applicants to become educated renters while waiting for voucher assistance by completing a free 12-hour tenant education course called Nebraska Rentwise. If the applicant completes the NE Rentwise course, they are eligible for a secondary preference to be selected from the wait list. LHA's decision to keep the waiting list open is attractive to out-of-state voucher shoppers.

LHA maintains a waitlist for Public Housing scattered-site family units. The lists are separated by bedroom size. The number of applicants on the Public Housing list has held steady. The wait for two-bedroom units is approximately one year and the wait to three-bedroom units is approximately 6 months.

How do these needs compare to the housing needs of the population at large

Additional data and perspective can be found in the City of Lincoln's Analysis of Impediments of Fair Housing. The analysis is available at <http://lincoln.ne.gov/city/urban/reports/index.htm>

Discussion

Additional data and perspective can be found in the City of Lincoln's Analysis of Impediments of Fair Housing. The analysis is available at <http://lincoln.ne.gov/city/urban/reports/index.htm>

NA-40 Homeless Needs Assessment – 91.205(c)

Introduction:

The Homeless Needs Assessment was completed by analyzing a variety of data sources: the 2022 Point-in-Time (PIT) count, analysis of consumer entry data in Lincoln’s Annual Homeless Assessment Report (AHAR), Lincoln’s Homeless Inventory Chart (HIC), and a custom report generated by the Homeless Management Information System (HMIS) administrator that provides our best estimate of persons becoming homeless each year.

Homeless Needs Assessment

Population	Estimate the # of persons experiencing homelessness on a given night		Estimate the # experiencing homelessness each year	Estimate the # becoming homeless each year	Estimate the # exiting homelessness each year	Estimate the # of days persons experience homelessness
	Sheltered	Unsheltered				
Persons in Households with Adult(s) and Child(ren)	153	2	543	401	154	217
Persons in Households with Only Children	6	0	121	115	110	31
Persons in Households with Only Adults	247	43	1,629	1,485	1,535	126
Chronically Homeless Individuals	17	23	36	22	1	16
Chronically Homeless Families	0	1	1	1	0	17
Veterans	16	0	172	138	64	43
Unaccompanied Child	27	1	121	115	110	31
Persons with HIV	1	0	7	6	6	0

Table 26 - Homeless Needs Assessment

Data Source Comments: -2018 PIT Count, -2017 AHAR-2018 HIC-Custom Reporting in HMIS

Demo

Indicate if the homeless population is: Has No Rural Homeless

If data is not available for the categories "number of persons becoming and exiting homelessness each year," and "number of days that persons experience homelessness," describe these categories for each homeless population type (including chronically homeless individuals and families, families with children, veterans and their families, and unaccompanied youth):

See Homeless Needs Assessment above

Nature and Extent of Homelessness: (Optional)

Race:	Sheltered:	Unsheltered (optional)
White	242	32
Black or African American	111	7
Asian	1	0
American Indian or Alaska Native	22	3
Pacific Islander	1	0
Ethnicity:	Sheltered:	Unsheltered (optional)
Hispanic	58	4
Not Hispanic	348	41

Data Source
Comments:

Estimate the number and type of families in need of housing assistance for families with children and the families of veterans.

See Homeless Needs Assessment above

Describe the Nature and Extent of Homelessness by Racial and Ethnic Group.

See the Table above titled ‘Nature and Extent of Homelessness’ above.

Describe the Nature and Extent of Unsheltered and Sheltered Homelessness.

See the Table above titled ‘Nature and Extent of Homelessness’ above. Its breaks out this population by race.

Discussion:

Additional data and perspective can be found in the local Continuum of Care 2022 Point in Time report that can be accessed at <https://ccfl.unl.edu/community-services-management/reports/pit>

NA-45 Non-Homeless Special Needs Assessment - 91.205 (b,d)

Introduction:

Community-wide data on non-homeless special needs populations is not readily available; however, many of these topics were covered in the Analysis of Impediments to Fair Housing (AI) . Additional data and perspective can be found in the City of Lincoln’s Analysis of Impediments. The analysis is available at <http://lincoln.ne.gov/city/urban/reports/index.htm>

Describe the characteristics of special needs populations in your community:

The community fair housing survey that we conducted in the spring of 2023 did not address all subgroups. Instead, we are relying on the complete analysis of impediments, administrative/census data, and areas professionals.

1. Elderly (62+) & Frail Elderly Housing: The Community Health Endowment hosted a Community Conversation titled “**Baby Boomers Turn 75: What It Means for Lincoln (2022)**” For the first time in Lincoln’s history, it is projected that, by 2025, the number of residents aged 75 and older will exceed the number of children, impacting Lincoln’s infrastructure, workforce, health care landscape, and more. It can be found at <https://www.chelincoln.org/news-events/community-conversations.html>
2. Persons with Severe Mental Illness: Community-wide data on the non-homeless severe mental illness population is unavailable. We do, however, recognize people with mental illness can end up clustered – via housing density – due to economic limitations or where neighborhood-level services are more readily available.
3. Persons with Physical Disabilities: Lincoln disability by type data; 3.1% hearing, 1.7% vision difficulty, 3.6% cognitive difficulty 4.9% ambulatory difficulty, 1.8% self-care difficulty, and 3.5 independent living difficulties. The HUD data – via the analysis of impediments – does not indicate if these are unique counts. This means one person could identify themselves as having several disability types. We recognize this dynamic in our analysis.
4. Persons with Developmental Disabilities: Persons with mental, behavioral and developmental difficulties are dispersed but are likely in higher concentrations in affordable areas where single room rents are near \$500/month. Overall, the distribution of persons with a disability seems fair.
5. Persons with Alcohol or other drug Addiction: Community-wide data on the non-homeless substance abuse population is unavailable as CenterPoint doesn’t have data on all cases. In recent years sober living facilities have been requesting accommodation. In response the planning department is working to develop a pathway for those to be adjudicated which should result in better data in future planning efforts.

6. Persons with HIV/AIDS & their Families: Community-wide data on housing needs for individuals with HIV/AIDS and their families are unavailable. Only new reported cases unique to Lancaster County are gathered.
7. Public Housing Residents: There are approximately 200 Public Housing units, mostly family units, scattered throughout the city. Because the structures are scattered and the number of units in each structure is small, the overall number of units is also small and they do not play a role in the city's demographics. Based on location, there are no greater disparities for Publicly Supported Housing residents than what was described in the Analysis of Impediments to Fair Housing regarding access to opportunities for the low-income renting population. However, Publicly Supported Housing residents tend to actually have more access to services that could increase their opportunities in comparison to the rest of the low-income renting population in Lincoln. Households with a Housing Choice Voucher (HCV) are limited by the number of landlords who accept HCV's.
8. Victims of Domestic Violence & Sexual Assault: There are few common characteristics of this population. They come from all backgrounds and economic status and ages, with the greatest cohort being between the ages of 18-44. Male victims are less likely to report the need for services.
9. Persons with a conviction history: Roughly 2,500 people exit the state's prison system and many of them return to the communities they left.

What are the housing and supportive service needs of these populations and how are these needs determined?

Section D of the Analysis of Impediments to Fair Housing addresses many of these subpopulations and was used to determine contributing factors through a comprehensive needs review.

Depending on your disability type or non-homeless need, according to Region V Services, "It's really hard to find housing that is up to community standards. Challenges such as a poor credit, eviction histories, and criminal charges only compound a tight housing market." Services that are able to assist with these types of deficiencies are very limited and require coordination among existing service agencies and the local Continuum of Care. Access to supportive services falls into two broad categories:

- For elderly/disabled clients, the main service obstacle is typically lack of money, so those supportive services need to be financial.
- For behaviorally/mentally disabled persons and persons leaving the correctional system, the main obstacle to service is often behavior, so social/ counseling/support services are needed. This type of housing is limited by the concentration of clients within existing buildings and the reluctance of new units to be accommodating to those needs.

Lincoln has several examples of developments with wrap-around supportive services and several homes designed to assist individuals to recompose without having to enter traditional support services.

There are also many “warm” support lines for persons with mental disabilities, addictions, behavioral supports and for the general aging disabled population.

Several of the focus groups indicated that persons with disabilities experience an increased difficulty in achieving homeownership compared to persons without a disability. Many individuals with disabilities are on a fixed income, which can prohibit homeownership because of income eligibility requirements, or if they already own their home, they may not be able to afford to adequately maintain/modify their property. For some disabled individuals, the obstacles go beyond meeting the basic requirements of income eligibility and creditworthiness to achieve renter or homeownership; they must also find suitable housing to meet their physical requirements. A homebuilder commented that handicap accessible housing is rarely a builder's priority because of the higher costs associated with building these types of units. The costs associated with retrofitting existing housing tend to prohibit the contractors from doing this on a speculative basis. As the costs rise, the market narrows, making building or renovating mobility (i.e., service) accessible housing less desirable to contractors.

Persons exiting a domestic violence situation are continually challenged to find both long and short-term housing. If housing stability isn't achievable victims often think it is better to keep a roof than risk instability – if even in a bad situation. Furthermore, there is a need for crisis counseling and mental health referrals to address underlying stability and victimization issues.

Lastly, the AI found access to transportation for persons with disabilities, lack of affordable & accessible housing in a range of unit sizes, and a lack of affordable, integrated housing for individuals who need supportive services to be contributing factors. A contributing factor is an issue that was noted through the Analysis of Impediments to Fair Housing. The goals listed in that analysis will be incorporated into this plan. And contributing factors not directly reported on will remain part of the broader knowledge review.

Discuss the size and characteristics of the population with HIV/AIDS and their families within the Eligible Metropolitan Statistical Area:

Urban Development is unable to determine an accurate housing need for people with HIV/AIDS because the number of people with HIV/AIDS, for metropolitan area as the Nebraska Department of Health and Human Services offers varying rates by urban and rural statuses. If we apply the urban rate to the whole of the Lincoln Nebraska metropolitan area there are approximately 658 persons that have a HIV infection or is diagnosed with AIDS. On average 18 new cases of HIV/AIDS are reported each year in the metropolitan area to the local health departments. However, they do not track where they move to, who has moved into our community or if they have passed away.

Demographic data and needs of Nebraska's HIV/AIDS population can be found here:
<https://dhhs.ne.gov/Pages/HIV-Prevention.aspx>

If the PJ will establish a preference for a HOME TBRA activity for persons with a specific category of disabilities (e.g., persons with HIV/AIDS or chronic mental illness), describe their unmet need for housing and services needed to narrow the gap in benefits and services received by such persons. (See 24 CFR 92.209(c)(2) (ii))

Discussion:

N/A

NA-50 Non-Housing Community Development Needs – 91.215 (f)

Describe the jurisdiction’s need for Public Facilities:

Quality publicly owned facilities in a neighborhood provide the backbone for private investment and strong neighborhoods. Both public and private investment play an important role in revitalizing and stabilizing neighborhoods. Public facility improvements send a message to neighborhoods that the City supports an area by reinvesting and creates confidence for private investment. Neighborhood livability and creating and maintaining quality neighborhoods are goals of the City of Lincoln. Priority public facility needs in Lincoln are on-street bike lanes, library access outside of the central core, continued emerald ash borer responses, community gathering spaces, and community gardens. Other identified needs that are generally private include grocery stores, local small businesses, and healthcare facilities.

How were these needs determined?

Needs were determined based on several methods including the Analysis of Impediments to Fair Housing (AI) public participation process through surveys (Lincoln/Lancaster Planning Department), focus groups, meetings with neighborhood and business associations throughout the year, and staff from various City Departments. The City’s Capital Improvement Program (CIP) identifies needs for public infrastructure. Results of multiple Community Health Endowment projects were also used. Targeted Mayoral task forces including Sustainable Lincoln and the Mayor’s Water 2.0 Program Task Force also included public participation components resulting in identifying needs and priorities. In addition, City priorities were considered including the Antelope Valley Project, location of historical racial and ethnic concentrated areas of poverty (RECAP), location of Opportunity Zones, mayoral priorities of energy and sustainability, and the mayor’s budget process. The City’s Comprehensive Plan, LPlan 2050 was also used to identify needs and priorities. Lplan 2050 was developed through a significant public participation process.

Describe the jurisdiction’s need for Public Improvements:

Public involvement results continually point to the need for infrastructure improvements in the LMI areas of the City. Sidewalks, streetlights, and street trees are frequently in the top tier of needs identified by residents. Next on that list would be community gardening (i.e., within existing parks), and alley/street maintenance. The Emerald Ash Borer has arrived in Lincoln and the destruction of ash trees is a concern. However, a shrinking City budget does not allow all needs to be met. Similarly, Lincoln residents are passionate about parks, many of which have fallen into disrepair due to budget cuts. In several cases, aging playground equipment has been removed and not replaced in the city’s older parks in the LMI.

How were these needs determined?

See the need determination for public facilities, above.

Describe the jurisdiction's need for Public Services:

Public services serve the critical needs of Lincoln's low- and moderate-income people. Lincoln has a significant number of public service agencies serving the needs of low- and moderate-income people. Yet significant needs have been identified in the area of food insecurity as was identified in the AI.

Regarding City priorities, the Comprehensive Plan 2050, includes a section with strategies for local food and the Sustainable Lincoln Plan identifies urban gardens as one of its priority indicator areas.

Lastly, unemployment and low paying jobs are issues identified throughout the Analysis of Impediments of Fair Housing, and others, which indicates a need for job training or employer engagement.

How were these needs determined?

Needs were identified through the public involvement process in conjunction with the consideration of City priorities. Regarding food insecurity, the Community Health Endowment – in partnership with the University of Nebraska – assessed all food vendors in Lincoln on their healthy food accessibility. Having good access to healthy food is just one part of this equation. Additional needs were discussed and identified in the Analysis of Impediments to Fair Housing. Please reference the Analysis of Impediments to Fair Housing at <http://lincoln.ne.gov/city/urban/reports/index.htm>

Housing Market Analysis

MA-05 Overview

Housing Market Analysis Overview:

Most of the following Market Analysis is based on data provided by HUD from the 2017-2021 ACS American Community Survey (ACS), including special compilations (2013-2017, and 2015-2019 CHAS) prepared for HUD by the Census Bureau utilizing HUD's unique income category breakouts, and the cities Analysis of Impediments to Fair Housing (i.e., Assessment of Fair Housing). Unless noted otherwise, all tables and the data in them were built into the Consolidated Plan template and pre-populated by HUD. We will reference included 2017-2021 ACS data by table identification and attach images, tables and figures as appropriate. Additional data references include the Annual City report via the Nebraska Investment Finance Authority, HUD's Comprehensive Housing Market Analysis and other as detailed in PR-10 and PR-15.

MA-10 Number of Housing Units – 91.210(a)&(b)(2)

Introduction

Of the nearly 116,000 occupied housing units in the community, 58% or 67,195 are one-unit detached structures. The next largest number of units is in structures containing 5-19 units (14%) totaling 16,580 units, followed by 13,355 units (11%) in structures containing more than 20 units. One-unit attached structures (8%) account for 8,995, followed by structures containing 2-4 units (7%) or 7,960. Mobile homes, boat, RV, van, etc., comprise the smallest category of units at 2,250 (2%).

The size of housing units in terms of numbers of bedrooms varies considerably from owners to renters. By far the largest proportion of owner-occupied units are those with three bedrooms at 77%. The next largest drops to 21%, and consists of two-bedroom units, with the remaining one- and zero-bedroom configurations. The size of the renter-occupied housing is more evenly distributed by the number of bedrooms. Two-bedroom units have the largest proportion at 41% of the renter-occupied units. One-bedroom units have a slightly lower proportion at 32%. Decreasing slightly from the last planning period are the number and proportion of three-bedroom units at 23%, with a very small number of zero-bedroom units with 1,990 units or 4%. In the last plan review period, it was 1,428 units or 2%, however, that was 150% greater than the 2011-2013 review period.

All residential properties by number of units

Property Type	Number	%
1-unit detached structure	67,195	58%
1-unit, attached structure	8,995	8%
2-4 units	7,960	7%
5-19 units	16,580	14%
20 or more units	13,355	11%
Mobile Home, boat, RV, van, etc	2,250	2%
Total	116,335	100%

Table 27 – Residential Properties by Unit Number

Data Source: 2013-2017 ACS

Unit Size by Tenure

	Owners		Renters	
	Number	%	Number	%
No bedroom	125	0%	1,990	4%
1 bedroom	900	1%	15,005	32%
2 bedrooms	13,590	21%	19,365	41%
3 or more bedrooms	48,740	77%	10,800	23%
Total	63,355	99%	47,160	100%

Table 28 – Unit Size by Tenure

Data Source: 2013-2017 ACS

Describe the number and targeting (income level/type of family served) of units assisted with federal, state, and local programs.

- The First Home Program provides down payment assistance and housing rehabilitation funds for home buyers at or below 80% Area Median Income (AMI) using HOME funds. There are three tiers of assistance depending on the location of the property. After completion of home buyer training, a qualified household can begin their house search. In addition to HOME funds, the First Home Program uses State of Nebraska Affordable Housing Trust Funds.
- Housing rehabilitation programs are available to homeowners at or below 80% AMI.
- The Emergency Loan Program is for households at or below 50% AMI to eliminate conditions which are an immediate threat to health and safety. The program is available city-wide as a 0% deferred loan.
- The Direct/Deferred Loan Program serves homeowners at or below 80% AMI within the LMI. These loans are available to address items to bring the house up to Housing Rehabilitation Standards.
- The Troubled Property Program is administered by NeighborWorks-Lincoln using the HOME CHDO set-aside funds. Blighted properties are acquired and redeveloped within the NRSA and sold to homebuyers at or below 80% AMI who have completed home buyer training.
- The Housing Development Loan Program uses HOME funds to assist Habitat for Humanity in acquiring lots for their volunteer-builds. The future homeowner, at or below 50% AMI, is selected by Habitat and completes “sweat equity” before closing on the house.
- The League of Human Dignity uses CDBG funding to conduct housing modifications to meet ADA standards for households under 80% AMI.
- The RESCUE Program uses HOME funds to acquire blighted and vacant properties with code violations and/or properties acquired by the city. The properties are redeveloped and sold to homebuyers at or below 80% AMI city-wide.
- The Lincoln Housing Authority’s (LHA) impact is covered in NA-35 and MA-25
- The Nebraska Investment Finance Authority and HUD together work on low-income tax credit projects. The impact of their efforts – along with others – can be seen at <https://egis.hud.gov/cpdmaps/>

Provide an assessment of units expected to be lost from the affordable housing inventory for any reason, such as expiration of Section 8 contracts.

LHA does not anticipate losing any public housing units. Housing Choice Voucher leasing is entirely dependent on federal funding allocations.

Does the availability of housing units meet the needs of the population?

Currently, 9,795 low-income renter (0-50% AMI) households – approx. 20% (2019 CHAS Data) of all rental households – experience at least one type of severe housing problem, mostly in the form of extreme cost burden. Given the constant trend of finding willing /housing providers who will be actively involved in Lincoln’s housing authority, constrained federal contributions, and limited local options it is believed the number of affordable and sanitary units available will decrease especially as the University of Nebraska – Lincoln continues to place effort into increasing its student capacity. Students who attend additional educational opportunities – approx. 8,000 students after analysis – are frequently in direct competition for affordable housing. Considering the amount of vacant housing, avoiding further losses of units from the existing stock is also important. Vacant housing is always vulnerable, if for no other reason than it deteriorates if not occupied. Left unchecked, deteriorating housing can impact the area around it in a significant and negative way. Striking the proper balance between adding to the existing housing stock and avoiding additional losses in housing is a challenge that the City of Lincoln and numerous others recognize.

Conversely 2,615 low-income owners (0-50% AMI) households – 4% of all ownership households – experience at least one type of severe housing problem, again mostly in the form of extreme cost burden.

Describe the need for specific types of housing:

The senior population will be a significant percentage of the population soon. This segment of the population is growing due to the advancing Baby Boom generation. This generation will play a major role in shaping our housing future in terms of both supply and demand. It is widely believed that this generation will prefer to “age in place”; however, based on the sheer number of people aging into this group, demand for other housing choices will undoubtedly rise smaller single-family homes, townhomes, apartments, condos, downtown living, assisted living, and nursing home options may all witness increased demand pressures as the population ages.

The Generation Y (aka Millennial Generation) population is a significant percentage of the population. Generally, they were born roughly between 1977 and 1994. This segment of the population is now reaching their late 20’s and late 30’s. This generation will also play a major role in shaping our housing future in terms of both supply and demand. In the short-term, Generation Y is still struggling through the Great Recession where job opportunities and wage growth were stymied and student loan debt limited spending potential. Employment opportunities have not been released by older generations, and older generations have not released the existing housing stock. Smaller single-family homes, townhomes, apartments, condos, cohousing, and downtown living options have witnessed increased demand pressures. Furthermore, there is a body of conversation (World Economic Forum) which focuses on the current overheated market with some worry noted of another adjustment by 2023. Lastly, the 2018 tax bill, and its opportunity zone creation – which allow for the reinvestment of capital gains into designated areas to defer higher tax rates – provides for a body of unknown expectations in terms of providing a supportive marketplace that supports affordable housing.

The population living in poverty has decreased slightly— according to SAIPE figures. There are no signs the low income and impoverished population demands on affordable housing will ease soon. This will maintain a persistent demand on services, special needs housing, subsidized low-income housing, and affordable housing. Affordable housing for people with special needs (i.e., disabled, transitional housing etc.) may be met in part by ensuring an adequate supply of housing units including a wider variety of housing beyond the typical single-family home. Smaller houses, apartments, condos, duplexes, co-housing, and housing built to accommodate multiple generations could all play a role in the provision of affordable housing.

The minority population continues to grow in number and in percentage of the total population. Historically speaking, higher percentages of minorities, especially immigrants, have been low income. This is not a set pattern, especially for immigrants. The impact on housing is a little less clear. Some minorities and some immigrant families may be accustomed to different cultural norms where multiple generations live in one housing unit, or where smaller spaces are tolerated. Housing policies that allow for multi-generational home designs, promote affordability, and promote variety in housing types may all assist the minority and immigrant populations find adequate and desirable living options.

If policies are enacted within the plan period that releases inmates currently incarcerated early into group homes, transitional housing or direct probation, the impact on the quantity of safe, sanitary, fair and affordable housing would be immediate as they would provide additional demand for housing in an already tight sales, and full rental housing market.

Discussion

N/A

MA-15 Housing Market Analysis: Cost of Housing - 91.210(a)

Introduction

The median value of owner-occupied housing increased by 13% to \$156,400 in 2017 from 2009, while the cost for contract rent was \$556 in 2009, increasing to \$668 in 2017 or 20% as indicated on Table 29 – Cost of Housing. However, in 2023 the median value of an existing single-family homes is near \$270,000 or a 173% gain.

Much of the tables below represent data pre-2018 when the housing market became very active due to a number of facets. This analysis cannot fully cover the intensity of the market within the limitations of the market. Instead, we direct readers to local administrative data and reports. The first, are market reports from the Association of Lincoln Realtors <https://lincolnrealtors.com/market-stats/>. The second is the list of supplemental studies noted at the beginning of this document.

In 2023 Urban Development replicated the NAHB/Wells Fargo Housing Opportunity Index (see image below) with local data to assess what percentage of homes were affordable to families earning the area median income. As the chart shows our local HOI historically remained between 80-90% until the 2nd and 3rd quarters of 2021 where homes asking prices and corresponding sales truly began to affect median families. In 2022 the Federal Reserve, to tackle inflation raised mortgage rates with directly (and primarily) affected our HOI. Our local trend mirrors national trends in Q3-2022 our local HOI was approximately 60%, Nationally, it was 40%.

Below are additional data tables that do well to explain the 2013-2017 trend; however as noted above the market changed in ways that this data cannot fully account for. For that reason, we ask you to use them as a basis of your own personal analysis.

Additional comment on this topic is found below in 'Introduction Analysis Cont.' text addition.

This topic is more fully covered in the Analysis of Impediments to Fair Housing. The analysis is available at <http://lincoln.ne.gov/city/urban/reports/index.htm>

Cost of Housing

	Base Year: 2009	Most Recent Year: 2017	% Change
Median Home Value	138,800	156,400	13%
Median Contract Rent	556	668	20%

Table 29 – Cost of Housing

Data Source: 2000 Census (Base Year), 2013-2017 ACS (Most Recent Year)

Rent Paid	Number	%
Less than \$500	12,705	26.9%

Rent Paid	Number	%
\$500-999	28,050	59.5%
\$1,000-1,499	5,215	11.1%
\$1,500-1,999	410	0.9%
\$2,000 or more	785	1.7%
Total	47,165	100.0%

Table 30 - Rent Paid

Data Source: 2013-2017 ACS

Housing Affordability

Number of Units affordable to Households earning	Renter	Owner
30% HAMFI	2,780	No Data
50% HAMFI	16,520	4,895
80% HAMFI	33,805	16,420
100% HAMFI	No Data	24,365
Total	53,105	45,680

Table 31 – Housing Affordability

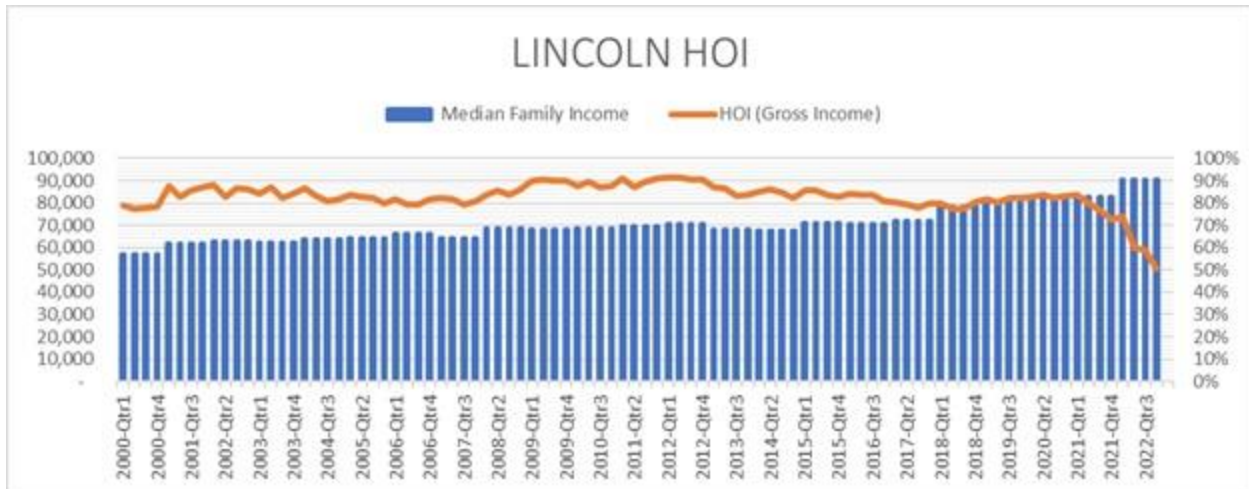
Data Source: 2013-2017 CHAS

Monthly Rent

Monthly Rent (\$)	Efficiency (no bedroom)	1 Bedroom	2 Bedroom	3 Bedroom	4 Bedroom
Fair Market Rent	684	773	980	1,372	1,546
High HOME Rent	567	620	805	1,142	1,381
Low HOME Rent	567	620	805	1,045	1,166

Table 32 – Monthly Rent

Data Source: HUD FMR and HOME Rents



**Lincoln HOI Research 2000 to 2022
Introduction Analysis Cont.**

In closing, the ability to purchase a home as a single person or on a single person’s income can be challenging, and more challenging for renters who are working to save for a down payment and become quality loan applicants. The growth of the market, and decline in traditional ‘affordable homes’ between the 130,000 and 175,000 market being sold in the market further disfranchise willing buyers.

Using 2010 and Five-Year ACS data may be indicative of a trend. The breakdown of rent paid by the household on, found that overwhelmingly most units within Lincoln (86.7%) rent for less than \$1,000. This is down from 90% five years ago, and 92% ten years ago. Most of those are in the \$500 to \$1,000 range, but a reasonable portion, 27%, pay less than \$500; however, this too is down from 34% five years ago, and 41% ten years ago.

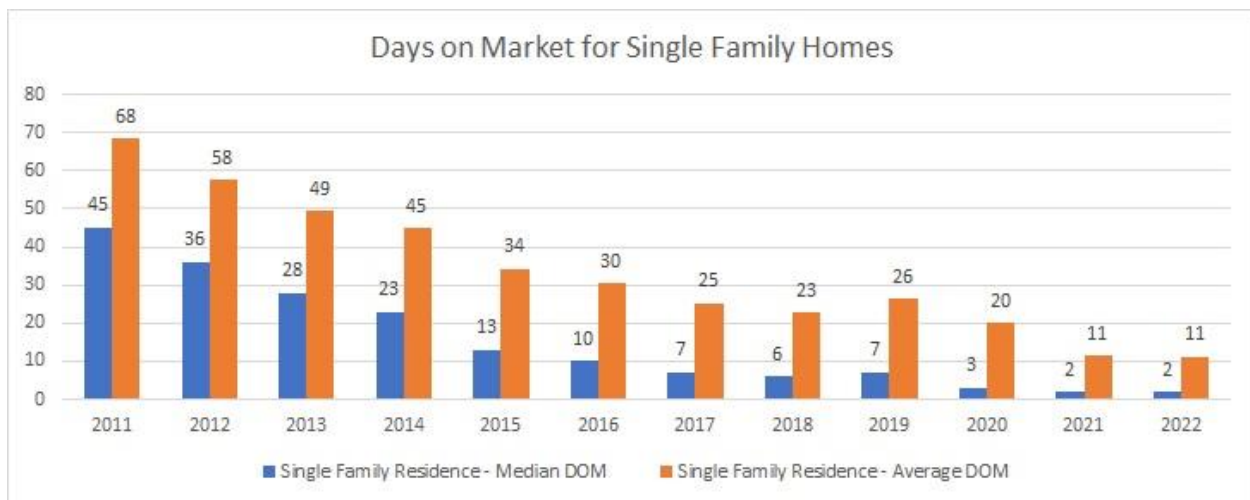
Table 35 – Housing Affordability provides the number of affordable rental units for four income ranges for households with incomes up to 100% AMI. Important for understanding the availability of affordable housing using the data in Table 35, is that it provides the number of units that are affordable, *not necessarily available*. Housing units, affordable to households 0 – 50% AMI includes all of the units affordable to households with incomes in the 0 – 30% range as well. Clearly, a significant portion of households with incomes closer to 50% AMI, and some with even higher incomes are in rental units are affordable to extremely low-income households. Many of the 4,895 owner units are affordable to the 16,420 extremely low-income home owner households but unfortunately are not actually available to them. No data is available for the number of owner units for households up to 30% AMI. The number of units available to renter households with incomes up to 50% AMI is 16,520, or roughly triple the amount than are available for homeowners with the same income. The number of units available to renter households with incomes up to 30% AMI is 2,780 ... down from 3,220 five years ago

Units can be counted as available if they were either occupied by very low-income renters or vacant and available for rent (the remainder for the most part being occupied by higher income families). There was an insufficient number of both affordable and available rental units (AARU) for extremely low-income

(<30% AMI) and very low income (<50%) renter households. Using 2018 CHAS Data – renter households with incomes up 30% AMI have the 4,950 (down from 5,580 five years prior) affordable units available to them but had a deficit of 8,840 (up from 9,605 five years prior) AARU. Renter households with incomes up 50% AMI have the 25,730 (down from 28,005 five years prior) affordable units available to them but had a deficit of 6,650 (up from 5,600 five years ago) AARU. This yearly increase in the need for AARU at the 50% level from 2014 to 2018 was 18% the growth rate between 2012 and 2014 was 14%.

Once a household income exceeds 80% AMI housing cost burdens dropped drastically.

According to Table 33 – Cost of Housing, the 2017 median contract rent of \$668/month for the area would almost cover efficiency/no-bedroom and one-bedroom units regardless of whether it is LMR, or HMR, but not fair market rent. Two-plus bedroom units exceed the contract rent. Remaining bedroom sizes are above the median rent asked. A vast majority of the rental units are single bedroom and efficiency due to Lincolns substantial student population. Lastly, this review believes the rent asked for efficiency, one bedroom and two bedrooms units will continue to rise during the planning period regardless of the household income.



Days on Market

	MEDIAN GROSS RENT BY BR - 5 Yr ACS							1 Yr	ABS	ABS
	2015	2016	2017	2018	2019	2020	2021	15-20 %Chg	20-21 %Chg	
Total:	729	750	788	822	852	871	904	19.5	3.8	
Total: No bedroom	566	578	589	587	674	678	753	19.8	11.1	
Total: 1 bedroom	595	616	636	672	697	732	780	23.0	6.6	
Total: 2 bedrooms	743	766	812	845	864	882	952	18.7	7.9	
Total: 3 bedrooms	968	988	1016	1055	1109	1132	1195	16.9	5.6	
Total: 4 bedrooms	1184	1176	1247	1252	1247	1298	1284	9.6	1.1	
Total: 5 or more bedrooms	1102	1171	1403	1532	1455	1645	1981	49.3	20.4	
	MLS Data - Median Cost/Sqft - All Types							ABS	ABS	
	2015	2016	2017	2018	2019	2020	2021	15-20 %Chg	20-21 %Chg	
Total:	127	134	142	154	158	173	195	36.3	13.1	
Total: No bedroom	118	147	131	126	204			72.7		
Total: 1 bedroom	94	80	113	126	103	129	166	37.8	28.5	
Total: 2 bedrooms	117	124	133	144	151	160	179	36.7	12.4	
Total: 3 bedrooms	124	131	138	149	154	167	190	34.4	14.2	
Total: 4 bedrooms	144	146	158	166	169	190	209	32.1	10.0	
Total: 5 or more bedrooms	122	156	137	153	159	155	193	27.4	24.6	
	MLS Data - Median Cost/Sqft - Single Family Home							ABS	ABS	
	2015	2016	2017	2018	2019	2020	2021	15-20 %Chg	20-21 %Chg	
Total:	129	135	144	155	160	175	198	36.0	13.2	
Total: No bedroom	118	145	131	118	204			72.7		
Total: 1 bedroom	94	84	102	122	102	141	147	49.6	4.8	
Total: 2 bedrooms	117	124	135	144	152	163	186	38.9	14.2	
Total: 3 bedrooms	125	132	139	151	156	169	191	34.9	13.5	
Total: 4 bedrooms	145	144	156	165	168	190	209	31.2	10.4	
Total: 5 or more bedrooms	122	158	138	153	161	159	194	30.2	22.0	
	MEDIAN HOUSEHOLD INCOME - 5Yr ACS							1 Yr	ABS	ABS
	2015	2016	2017	2018	2019	2020	2021	15-20 %Chg	20-21 %Chg	
Total Median Household Income	49,840	51,126	53,089	55,224	57,746	60,063	62,566	20.5	4.2	
Total Median Household Income: Owner	72,001	73,481	75,563	77,964	81,172	83,572	87,880	16.1	5.2	
Total Median Household Income: Renter	29,539	29,925	31,527	34,810	36,139	38,535	40,511	30.5	5.1	

Opportunity Review

Is there sufficient housing for households at all income levels?

No, as stated above and within the needs assessment, the most common housing problem is housing cost burden. Median income has grown from approximately \$49,500 in 2013 to approximately \$51,000 or approximately \$300/year from 2012 to 2016. It grew to 62,566 in 2021 or approximately \$2,300 per year from 2016 to 2021 (ACS 5-year estimates).

In 2021, Lincoln homeowners with incomes under 50% of the Area Median Income (AMI) who have not grown their income during the last five years of ownership are in a position of increased housing costs due to the tight 'for sale' market. This market has led to the reevaluation of property values and this subsequent equity growth increases the danger of becoming or furthering housing cost burdens due to increased tax burdens. Furthermore, households may not be increasing their saved or disposable

income in order to handle a crisis and their equity or credit may be inadequate to mitigate unforeseen events. Those homeowners above 50% and 80% often have greater choices of housing and financial flexibility.

The tenant household has fewer factors under their control. The housing cost for rental property is reflected in the rent charged by the landlord. A tenant household under 50% AMI is often in competition with higher income tenants for affordable units. They must balance affordability with a unit that is safe and sanitary. Low-income tenants could be faced with a choice of a housing cost burden as substandard housing isn't as prevalent on the whole. Yet, we recognize that there are areas where this is an issue.

Sufficient housing at the lower income levels is not always adequate, and the pressure for affordable housing, with incomes from other price points, and users with outside support structures (i.e., supported students) only further complicates and places stress on future housing choices.

The proposal of purchasing a home requires applicants reduce most of their risk. Existing secure and unsecured debt of any amount affects all buyers, but more so on the lower income household regardless of their tenure status. In a conversation with the Nebraska Bankers Association credit knowledge was identified as a significant barrier to financial security. In 2021 the Nebraska legislature introduced LB452. Under the bill, financial literacy includes knowledge and skills regarding budget and financial record keeping, taxes, debt, savings, risk management, insurance, investment strategies and establishing, building, maintaining and monitoring credit.

The State Board of Education will adopt measurable academic content standards for financial literacy as part of the state's social studies standards. Beginning Dec. 31, 2024, each school district is required to provide an annual financial literacy status report to its school board.

This topic was covered in a great degree in the City of Lincoln's Analysis of Impediments to Fair Housing. The analysis is available at <http://lincoln.ne.gov/city/urban/reports/index.htm>

How is affordability of housing likely to change considering changes to home values and/or rents?

Rental Market Rate

As shown above the City of Lincoln's HOI is at approximately 60%. This means many renters do have the ability to move into homeownership and may result in an increased rent rates that surpass rental income growth. In 2022 the City of Lincoln partnered with NeighborWorks Lincoln to assess this at varying levels. At the City of Lincoln, we see median rental income increase by 30% change, while rent for all unit types expect for five plus bedroom units averaged approximately. 18% from 2015 to 2020. (See image 'opportunity review') However, the cost for almost everything else also increased which likely negates the remaining basis.

Rental Affordable Rate

Much remains to be seen regarding the housing market and its impact on the affordable housing market. The CHAS data provided in this report is several years behind existing market conditions. From institutional knowledge and several local reports – which can be found in the appendix – we know that the housing market has gotten tighter. We saw an increase in need of 1,400 units that are available and affordable to households between 30-50% between 2012 and 2014 and an additional 2,208 from 2014 to 2018. We assume this need has grown significantly from 2018 to 2023. We recognize affordability will continue to be challenged as the housing market remains tight due to community growth and a lack of perceived need for additional units of production from the housing supply community.

Additionally, as stated above, it appears likely that rent asked for efficiency, one bedroom and two bedrooms units will continue to rise. For example, the median rent has increased over the last three years. Furthermore, with a low average vacancy rate of 2.25% for units with an average rent of \$1,000. The vacancy rate for many student housing complexes in Lincoln is 5-8%. Wage growth, growing higher education systems (i.e., UNL classically grows 300 students a year) and with limited new production of affordable units, the economics of housing demand does not seem to favor a leveling of housing cost.

Sales Market

Sales housing market conditions in the HMA are tight (see ‘Days on Market’ (DOM) research below). In 2017 when we completed this analysis Last the median DOM was 7 with an average DOM of 26 Days. In 2022 the Median DOM is 2 days with an Average of 11. Additionally, the median cost per square foot for single family homes has increased by 36% from 129/sqft in 2015 to 198/sqft in 2021; however, the median owner-occupied income only grew by 16% over the same period (see image ‘opportunity review’). In connection to the discussion above the ability to access the homeownership market is limited by existing secured and unsecured debt.

Assisted Living Market

The average age for persons entering assisted living is 83 years old. We are currently ten years from many baby-boomer and echo boomer populations needing higher levels of services. Existing capacity for this population is limited within our community and it already commanding a premium. This premium will continue to rise as demand rises rapidly. With that stated, 40% of clients expire within the first six months and those clients who remain on average expire within three years. The housing needs for this population will be immense, but for a limited period of time. Other than cost the greatest need for housing this group will be their lack of tenancy. As stated earlier the Community Health Endowment host a community Conversation on our aging population and the impacts of it.

How do HOME rents / Fair Market Rent compare to Area Median Rent? How might this impact your strategy to produce or preserve affordable housing?

They are lower by approximately 20%. Producing units have consistently been problematic without public investment within current paradigms. On the preservation front, the City of Lincoln has a Rental Rehabilitation Program utilizing TIF (Tax Increment Financing) to help maintain affordable housing. Lastly, this review believes the rent asked for efficiency, one-bedroom and two bedrooms units will continue to rise.

This topic is more fully covered in the Analysis of Impediments to Fair Housing. The analysis is available at <http://lincoln.ne.gov/city/urban/reports/index.htm>

Discussion

In closing, the ability to purchase a home as a single person or on a single person's income can be challenging, and more challenging for renters who are working to save for a down payment and become quality loan applicants. The growth of the market and decline in traditional 'affordable homes' between the 130,000 and 175,000 market being sold in the market further disfranchise willing buyers.

Using 2010 and Five-Year ACS data may be indicative of a trend. The breakdown of rent paid by the household found that overwhelmingly most units within Lincoln (86.7%) rent for less than \$1,000. This is down from 90% five years ago, and 92% ten years ago. Most of those are in the \$500 to \$1,000 range, but a reasonable portion, 27%, pay less than \$500; however, this too is down from 34% five years ago, and 41% ten years ago.

Table 35 – Housing Affordability provides the number of affordable rental units for four income ranges for households with incomes up to 100% AMI. Important for understanding the availability of affordable housing using the data in Table 35, is that it provides the number of units that are affordable, *not necessarily available*. Housing units, affordable to households 0 – 50% AMI includes all of the units affordable to households with incomes in the 0 – 30% range as well. Clearly, a significant portion of households with incomes closer to 50% AMI, and some with even higher incomes are in rental units are affordable to extremely low-income households. Many of the 4,895 owner units are affordable to the 16,420 extremely low-income homeowner households but unfortunately are not actually available to them. No data is available for the number of owner units for households up to 30% AMI. The number of units available to renter households with incomes up to 50% AMI is 16,520, or roughly triple the amount than are available for homeowners with the same income. The number of units available to renter households with incomes up to 30% AMI is 2,780 ... down from 3,220 five years ago.

Units can be counted as available if they were either occupied by very low-income renters or vacant and available for rent (the remainder for the most part being occupied by higher income families). There was an insufficient number of both affordable and available rental units (AARU) for extremely low-income (<30% AMI) and very low income (<50%) renter households. Using 2018 CHAS Data – renter households with incomes up 30% AMI have the 4,950 (down from 5,580 five years prior) affordable units available to them but had a deficit of 8,840 (up from 9,605 five years prior) AARU. Renter households with incomes up 50% AMI have the 25,730 (down from 28,005 five years prior) affordable units available to

them but had a deficit of 6,650 (up from 5,600 five years ago) AARU. This yearly increase in the need for AARU at the 50% level from 2014 to 2018 was 18% the growth rate between 2012 and 2014 was 14%.

Once a household income exceeds 80% AMI housing cost burdens dropped drastically.

According to Table 33 – Cost of Housing, the 2017 median contract rent of \$668/month for the area would almost cover efficiency/no-bedroom and one-bedroom units regardless of whether it is LMR, or HMR, but not fair market rent. Two-plus bedroom units exceed the contract rent. Remaining bedroom sizes are above the median rent asked. A vast majority of the rental units are single bedroom and efficiency due to Lincoln's substantial student population. Lastly, this review believes the rent asked for efficiency, one bedroom and two bedrooms units will continue to rise during the planning period regardless of the household income.

MA-20 Housing Market Analysis: Condition of Housing – 91.210(a)

Introduction

The following describes the condition of the housing stock within the community and identifies housing by tenure including the number of housing problems, the age of housing, the risk of lead-based paint hazards and housing vacancy.

Describe the jurisdiction's definition of "standard condition" and "substandard condition but suitable for rehabilitation":

A structure in "substandard condition" as defined by the Building and Safety Department is one that meets the definition of an unsafe structure which would include lack of proper sanitation, structural hazards, nuisances, hazardous electrical wiring and/or plumbing. If the property has faulty weather protection, is a fire hazard, is constructed of faulty materials, is unsanitary, lacks adequate exits, has inadequate fire-protection or firefighting equipment, has improper occupancy or has unsafe equipment, or generally is unfit for human habitation is also considered substandard.

A structure in "substandard condition but suitable for rehabilitation" is one that is in "substandard condition" and for which the City Building and Safety Department has not issued a demolition order to the property owner.

The City of Lincoln currently follows the International Property Maintenance Code.

The greatest substandard condition is cost burden >30%

Condition of Units

Condition of Units	Owner-Occupied		Renter-Occupied	
	Number	%	Number	%
With one selected Condition	9,930	16%	21,105	45%
With two selected Conditions	265	0%	1,250	3%
With three selected Conditions	20	0%	105	0%
With four selected Conditions	25	0%	0	0%
No selected Conditions	53,115	84%	24,700	52%
Total	63,355	100%	47,160	100%

Table 33 - Condition of Units

Data Source: 2013-2017 ACS

Year Unit Built

Year Unit Built	Owner-Occupied		Renter-Occupied	
	Number	%	Number	%
2000 or later	13,540	21%	7,930	17%
1980-1999	15,460	24%	13,930	30%
1950-1979	23,980	38%	17,450	37%
Before 1950	10,380	16%	7,855	17%
Total	63,360	99%	47,165	101%

Table 34 – Year Unit Built

Data Source: 2013-2017 CHAS

Risk of Lead-Based Paint Hazard

Risk of Lead-Based Paint Hazard	Owner-Occupied		Renter-Occupied	
	Number	%	Number	%
Total Number of Units Built Before 1980	34,360	54%	25,305	54%
Housing Units build before 1980 with children present	8,845	14%	5,255	11%

Table 35 – Risk of Lead-Based Paint

Data Source: 2013-2017 ACS (Total Units) 2013-2017 CHAS (Units with Children present)

Vacant Units

	Suitable for Rehabilitation	Not Suitable for Rehabilitation	Total
Vacant Units	0	0	0
Abandoned Vacant Units	0	0	0
REO Properties	0	0	0
Abandoned REO Properties	0	0	0

Table 36 - Vacant Units

Data Source: 2005-2009 CHAS

Need for Owner and Rental Rehabilitation

<TYPE=[text] REPORT_GUID=[F8DC4D3147433947165558A235C46686]
PLAN_SECTION_ID=[1313801000]>

Estimated Number of Housing Units Occupied by Low or Moderate Income Families with LBP Hazards

According to the National Safety Council, about two-thirds of homes built before 1940, half of the homes built between 1940 and 1960 and a lesser number of homes built between 1961 and 1978 contain lead from lead-based paint. In the city of Lincoln, low- to moderate- income area, there are

50,237 housing units; 13,839 are owner-occupied and 10,681 are rentals. 2,234 units have no built year attached to them and will not be used in this assessment.

It is estimated that lead can be found in two-thirds or 3,472 of the 5,260 owner-occupied houses built before 1940. Of the 3,047 built between 1940 and 1960, one-half or 1,524, probably contain lead. The data are unclear as to percentage but a reasonable figure of one-third or 799 of the 2,663 homeowner houses built between 1960 and 1979 contained lead. In the LMI area, 5,795 owner-occupied houses are estimated to contain lead. The City of Lincoln's housing rehabilitation programs address lead paint issues as required and have reduced this number further.

Two thirds or 5,454 of the 8,262 rental units built before 1940 are likely to contain lead. Of the additional 3,426 units built between 1940 and 1960, about one-half or 1,713 contain lead. Another 10,043 rental units were built between 1960 and 1979, of which an estimated one-third or 3,314 contain lead. In the LMI area, 10,481 rental units are estimated to contain lead.

Additional detail regarding lead issues can be found in recent applications made by our Lead Safe Lincoln program.

Discussion

The number of rental units with possible lead contamination likely increased from the last consolidated plan. This was expected as investors have been purchasing older homes for rental properties or as remodel opportunities. As part of possible remodels additional lead-based paint may have been mitigated.

MA-25 Public and Assisted Housing – 91.210(b)

Introduction

The following is a description of the public housing stock within the community. It provides condition values using a numeric grading system and provides scores for specific public housing developments. It also provides a brief description of redevelopment efforts.

Totals Number of Units

	Program Type								
	Certificate	Mod-Rehab	Public Housing	Vouchers					
				Total	Project -based	Tenant -based	Special Purpose Voucher		
							Veterans Affairs Supportive Housing	Family Unification Program	Disabled *
# of units vouchers available	0	9	320	2,971	0	2,971	346	0	159
# of accessible units									

*includes Non-Elderly Disabled, Mainstream One-Year, Mainstream Five-year, and Nursing Home Transition

Table 37 – Total Number of Units by Program Type

Data Source: PIC (PIH Information Center)

Describe the supply of public housing developments:

Describe the number and physical condition of public housing units in the jurisdiction, including those that are participating in an approved Public Housing Agency Plan:

The Lincoln Housing Authority (LHA) owns and operates 200 units of housing developed and/or acquired and operated under the federal “Public Housing” program administered by the U.S. Department of Housing and Urban Development (HUD). The units are either single-family houses or duplexes, scattered on single sites at various locations throughout the City of Lincoln. The last inspection score was 94. LHA has been designated as a "high performing" housing authority by HUD since 1992.

Public Housing Condition

Public Housing Development	Average Inspection Score
All Lincoln Housing Authority Properties	95

Table 38 - Public Housing Condition

Describe the restoration and revitalization needs of public housing units in the jurisdiction:

LHA receives federal funds from HUD to operate, maintain, and make capital improvements to public housing properties. HUD funds these activities, in part, through the provision of operating subsidies, capital funding (Capital Fund Program), and program specific grants. LHA has a five-year plan for Capital Fund expenditures and has developed a twenty-year Capital Needs Assessment for long term planning. The Public Housing units are in generally good condition and do not need major restoration or revitalization.

Describe the public housing agency's strategy for improving the living environment of low- and moderate-income families residing in public housing:

LHA operates the Family Self-Sufficiency and Moving-To-Work programs to encourage and assist families in Public Housing with employment and education. LHA provides a resident services program and, in partnership with the Lincoln Area on Aging, case management, congregate meals, housekeeping, chore services and limited transportation for a moderate cost to those that meet program eligibility guidelines. These programs improve the quality of life for seniors and allows them to stay longer in independent living.

Discussion:

N/A

MA-30 Homeless Facilities and Services – 91.210(c)

Introduction

Lincoln's CoC maintains a running inventory of housing/beds by sub-population on the HUD data exchange website (HDX). This information is gathered through Lincoln's HMIS and is updated as changes occur.

Facilities and Housing Targeted to Homeless Households

	Emergency Shelter Beds		Transitional Housing Beds	Permanent Supportive Housing Beds	
	Year Round Beds (Current & New)	Voucher / Seasonal / Overflow Beds	Current & New	Current & New	Under Development
Households with Adult(s) and Child(ren)	146	0	21	43	0
Households with Only Adults	176	50	30	265	0
Chronically Homeless Households	0	0	0	82	0
Veterans	10	0	0	171	0
Unaccompanied Youth	0	0	0	0	0

Table 39 - Facilities and Housing Targeted to Homeless Households

Data Source Comments: In addition to above housing Lincoln currently has Rapid Rehousing beds, including 166 beds for Adults and Children, 42 beds for Only Adults, and 22 additional beds for Adults and Children that are under development. Lincoln also classifies Permanent Housing, with 12 beds for Adults and Children, and 94 beds for households with Only Adults. Transitional Housing in the community stands at 21 beds for households with Adults and Children and 30 beds for households with Only Adults.

Organization Name	Project Name	Bed Type	Target Pop.	Beds HH w/ Children	Units HH w/ Children	Beds HH w/o Children	Beds HH w/ only Children	Veteran Beds HH w/o Children	Housing Type	Total Seasonal Beds	Overflow Beds	Total Beds
CARLSC Community Action Partnership of Lancaster and Saunders Counties	a_CARLSC CoC Supportive Housing RRM, Lincoln	NA	81	27		1	0		0 Tenant-based - scattered site			81
CARLSC Community Action Partnership of Lancaster and Saunders Counties	a_CARLSC HSATT RRM, Lincoln	NA	0	0		2	0		0 Tenant-based - scattered site			2
Catholic Social Services, Lincoln	Catholic Social Services, St. Clarens House, Lincoln	DV	38	13		5	0		0 Site-based - clustered / multiple sites			43
Cedars Youth Services, Lincoln	Cedars CoC Joint New Futures RRM, Lincoln	NA	0	0		3	0		0 Tenant-based - scattered site			3
Cedars Youth Services, Lincoln	Cedars CoC Joint New Futures TH, Lincoln	NA	8	3		0	0		0 Tenant-based - scattered site			8
Cedars Youth Services, Lincoln	Cedars RHY Emergency Shelter, Lincoln	Facility-based beds	0	0		0	4		0 Site-based - single site	0	0	4
Cedars Youth Services, Lincoln	Cedars RHY Maternal Group Home, Lincoln	NA	12	6		0	4		0 Tenant-based - scattered site			16
Cedars Youth Services, Lincoln	Cedars RHY T2, Lincoln	NA	0	0		6	2		0 Tenant-based - scattered site			8
CenterPointe, Lincoln	CenterPointe CoC Glide RRM, Lincoln	NA	0	0		16	0		0 Tenant-based - scattered site			16
CenterPointe, Lincoln	CenterPointe CoC Outreach Housing Project PSM, Lincoln	NA	0	0		8	0		0 Site-based - single site			8
CenterPointe, Lincoln	CenterPointe CoC Permanent Housing PSM, Lincoln	NA	0	0		30	0		0 Tenant-based - scattered site			30
CenterPointe, Lincoln	CenterPointe CoC Shelter & Care PSM, Lincoln	NA	0	0		8	0		0 Site-based - single site			8
CenterPointe, Lincoln	CenterPointe CoC Transitions RRM, Lincoln	NA	0	0		5	0		0 Tenant-based - scattered site			5
CenterPointe, Lincoln	CenterPointe CoC Transitions Two PSM, Lincoln	NA	12	5		5	0		0 Tenant-based - scattered site			18
CenterPointe, Lincoln	CenterPointe CoC Veterans PSM, Lincoln	NA	0	0		7	0		0 Tenant-based - scattered site			7
CenterPointe, Lincoln	CenterPointe VA CRS Veterans Emergency Shelter, Lincoln	Facility-based beds	0	0		10	0		0 Site-based - single site	0	0	10
CNCAP Central Nebraska Community Action Partnership	CNCAP Lincoln SVVT RR	NA	3	1		28	0		0 Tenant-based - scattered site			28
Family Service, Lincoln	Family Services ESG CV RRM, Lincoln	NA	59	15		17	0		0 Tenant-based - scattered site			76
Family Service, Lincoln	Family Services NMAP InResponse 2 RRM, Lincoln	NA	0	0		1	0		0 Tenant-based - scattered site			1
Family Service, Lincoln	Family Services/Cedars Catalyst for Independence YHDP Joint RRM, Lincoln (C4)	NA	0	0		0	0		0 Tenant-based - scattered site			0
Family Service, Lincoln	Family Services/Cedars Catalyst for Independence YHDP Joint TH, Lincoln (C4)	NA	0	0		4	0		0 Tenant-based - scattered site			4
Family Service, Lincoln	Family Services/Cedars Housing for Independence YHDP PSM, Lincoln (P2)	NA	6	3		17	0		0 Tenant-based - scattered site			23
Friendship Home DV, Lincoln	Friendship HSATT ES, Lincoln	Facility-based beds	0	0		8	0		0 Site-based - single site	0	0	8
Friendship Home DV, Lincoln	Friendship Home DV CoC RRM, Lincoln	DV	12	4		1	0		0 Tenant-based - scattered site			13
Friendship Home DV, Lincoln	Friendship Home DV CoC Safe to Home RRM, Lincoln	DV	4	2		4	0		0 Tenant-based - scattered site			6
Friendship Home DV, Lincoln	Friendship Home DV Housing First, Lincoln	DV	6	2		0	0		0 Tenant-based - scattered site			6
Friendship Home DV, Lincoln	Friendship Home DV HSATT ES, Lincoln	Facility-based beds	0	0		3	0		0 Site-based - clustered / multiple sites	0	0	3
Friendship Home DV, Lincoln	Friendship Home DV Transitional Housing, Lincoln	DV	68	14		1	0		0 Site-based - clustered / multiple sites			69
Lincoln Community Foundation (City of Lincoln)	City of Lincoln YHDP Rapid Response Program	NA	0	0		0	0		0 Tenant-based - scattered site			0
Lincoln Housing Authority	988 PH - Housing Only Lincoln Housing Authority Voucher Program (Lincoln Housing Authority PHV)	NA	91	27		73	0		0 Tenant-based - scattered site			164
Lincoln Housing Authority	Lincoln Housing Authority Homeless Voucher Project, Lincoln	NA	12	4		46	0		0 Tenant-based - scattered site			58
Lincoln Housing Authority	Lincoln Housing Authority Mainstream Voucher Project, Lincoln	NA	2	0		48	0		0 Tenant-based - scattered site			50
MTHO, Matt Talbot Kitchen and Outreach, Lincoln	MTHO CARES ESG CV HRP RRM, Lincoln	NA	3	1		0	0		0 Tenant-based - scattered site			12
MTHO, Matt Talbot Kitchen and Outreach, Lincoln	MTHO CoC First HOPE PSM, Lincoln	NA	10	5		20	0		0 Tenant-based - scattered site			30
MTHO, Matt Talbot Kitchen and Outreach, Lincoln	MTHO Transitions TH, Lincoln	NA	0	0		15	0		0 Site-based - clustered / multiple sites			15
People's City Mission, Lincoln	People's City Mission Detoxification Program, Lincoln	Facility-based beds	0	0		0	0		0 Site-based - single site	0	0	0
People's City Mission, Lincoln	People's City Mission HSATT Family Shelter ES, Lincoln	Facility-based beds	100	24		51	0		0 Site-based - single site	0	0	151
People's City Mission, Lincoln	People's City Mission HSATT Men's Shelter ES, Lincoln, Lincoln	Facility-based beds	0	0		101	0		0 Site-based - single site	0	0	101
People's City Mission, Lincoln	People's City Mission HUD Homeless Curbside Shelter PH, Lincoln	NA	0	0		32	0		0 Site-based - single site			32
People's City Mission, Lincoln	People's City Mission HUD Homeless Men's Shelter PH, Lincoln	NA	0	0		4	0		0 Site-based - single site			4
People's City Mission, Lincoln	People's City Mission Safe Place Youth Program, Lincoln	Facility-based beds	0	0		2	0		0 Site-based - single site	0	0	2
Region 5 Systems	Region V Systems Permanent Housing Program, Lincoln	NA	4	2		10	0		0 Tenant-based - scattered site			14
Veterans Administration Nebraska, Lincoln	Veterans Administration, HUD VASH Program, Lincoln	NA	590	178		752	150	18	150 Tenant-based - scattered site	Sum: 0	Sum: 68	170
			Sum: 590	Sum: 178		Sum: 752	Sum: 150	Sum: 18				

MA-30 Homeless facilities and services

Describe mainstream services, such as health, mental health, and employment services to the extent those services are used to complement services targeted to homeless persons

Lincoln's homeless service providers generally use a case management model. Synching up consumers with mainstream programs is a key component of individual case management planning. Agency success at accessing mainstream resources for consumers is measured in Lincoln's ESG standards and the CoC renewal grant evaluation process.

List and describe services and facilities that meet the needs of homeless persons, particularly chronically homeless individuals and families, families with children, veterans and their families, and unaccompanied youth. If the services and facilities are listed on screen SP-40 Institutional Delivery Structure or screen MA-35 Special Needs Facilities and Services, describe how these facilities and services specifically address the needs of these populations.

Lincoln's CoC has implemented a Coordinated Entry (CE) system to organize housing services for people experiencing homelessness. CE is a consistent, objective, community-wide in-take process that ensures individuals and families with the highest vulnerability, service needs, and length of homelessness receive top priority in housing placement. This approach is a significant upgrade over previous models, which offered a first come, first served approach. By prioritizing the most vulnerable individuals and families, Lincoln's homeless service providers can more efficiently coordinate services that meet the needs of individuals and families and begin to attack homelessness from a community-wide perspective, instead of by an individual by individual, family by family, or agency by agency basis.

Coordinated Entry addresses the needs of the chronically homeless, families with children, Veterans, and unaccompanied youth by diverting individuals/families who have safe options for housing away from homeless services, so they never enter homelessness. For those in need of immediate service, Coordinated Entry moves people quickly through the referral process and reduces duplication and frustration by targeting and engaging in appropriate services consistently across agencies.

The United States Interagency Council on Homelessness formally recognized that Lincoln has ended Veteran Homelessness in 2018. This designation requires that communities have identified all Veterans experiencing homelessness, that shelter is available to any Veteran experiencing homelessness who wants it, that service-intensive transitional housing is used only in limited instances, that the community has the capacity to assist Veterans swiftly move into Permanent Housing, and that the community has resources, plans, partnerships, and system capacity in place should any Veteran become homeless or be at-risk of homelessness in the future.

See MA-30 Homeless facilities and services above.

MA-35 Special Needs Facilities and Services – 91.210(d)

Introduction

The MyLNK tool list agencies that help provide facilities and services to Lincoln’s non-homeless special needs population (See image below). While the City of Lincoln, Urban Development Department has no direct funds to support these agencies, we will provide in-kind support through strategic goals, projects, and mediation.

Section NA-45 ‘Non-Homeless Needs Assessment’ and the Analysis of Impediments to Fair Housing addresses this section in greater detail. The analysis/assessment is available at <http://lincoln.ne.gov/city/urban/reports/index.htm>

Including the elderly, frail elderly, persons with disabilities (mental, physical, developmental), persons with alcohol or other drug addictions, persons with HIV/AIDS and their families, public housing residents and any other categories the jurisdiction may specify, and describe their supportive housing needs

1. Elderly (62+) & Frail Elderly Housing
2. Persons with Severe Mental Illness
3. Persons with Physical or Developmental Disabilities
4. Persons with Developmental Disabilities
5. Persons with Alcohol or other drug Addiction
6. Persons with HIV/AIDS & their Families
7. Public Housing Residents
8. Victims of Domestic Violence & Sexual Assault
9. Persons with a conviction history

The senior (65+ year-old) population will be a significant percentage of the population soon. This segment of the population is growing due to the advancing Baby Boomer generation. That generation will play a major role in shaping our housing future in terms of both supply and demand. It is widely believed that this generation will prefer to “age in place”. This notion is discussed in the Analysis of Impediments to Fair Housing.

Needs in Housing for Persons with a Disability:


The Assistive Technology Partnership (ATP), through collaboration, provides all Nebraskans access and opportunities to better live, learn, and work. Since 1989, ATP has assisted Nebraskans with disabilities, their families, educators, service coordinators, employers, and a host of agencies to learn about and use assistive technology. ATP, located in Lincoln, is a state agency in the Department of Education. ATP provides a variety of services including equipment, funding, home modifications, and assistance at work

and school. On average, Assistive Technology Partnership and the League of Human Dignity receive approximately 262 requests a year of which 225 were assisted.

All new units are reviewed for fair housing standards in the permitting process. Existing units are brought up to current code when major modifications are completed. Additionally, because the modifications are often dependent upon the level of disability and type of disability, there will likely always be a gap in this type of housing. However, it is encouraging that more architects and builders are aware of universal design and building houses that are more adaptable.

In general, *affordable units and transitional housing are the types of units most needed in the area* in terms of facilities and services. In general, households tend to be cost overburdened. However, they are less likely to experience overcrowding or other housing problems.

Section NA-45 ‘Non-Homeless Needs Assessment’ and the Analysis of Impediments to Fair Housing addresses the special needs facilities and services in greater detail. The analysis is available at <http://lincoln.ne.gov/city/urban/reports/index.htm>



Non-Homeless Special Need: Facilities and Services

Describe programs for ensuring that persons returning from mental and physical health institutions receive appropriate supportive housing

<TYPE=[text] REPORT_GUID=[F8DC4D3147433947165558A235C46686]
PLAN_SECTION_ID=[1350402000]>

Specify the activities that the jurisdiction plans to undertake during the next year to address the housing and supportive services needs identified in accordance with 91.215(e) with respect to persons who are not homeless but have other special needs. Link to one-year goals. 91.315(e)

The City of Lincoln’s one-year goals addresses a variety of needs that each compete for limited resources. Several of our annual goals such as security deposits can aid persons with a combination of these needs. Our goals work to strengthen Lincoln’s Human Service Federation whose mission is to inspire a vibrant, thriving and compassionate community where all residents have equal opportunity.

The Lincoln Housing Authority also keeps an open waiting list to best serve the needs of those displaced by domestic violence and natural disasters. The City of Lincoln also supports their efforts through the security deposit project and associated goal.

The City of Lincoln Livable Neighborhood staff facilitates and supports Lincoln’s Homeless Coalition through its ESG and NHAP funding. The Coalition serves Lincoln’s homeless and near homeless families and individuals. Coalition member organizations apply annually for ESG & NHAP funding through the City of Lincoln. Locally, ESG and NHAP dollars can be used for homeless prevention activities (payment of rent and utility arrearages for persons facing eviction) that can serve many of the need areas above.

The City’s homeless coalition uses a Coordinated Entry system called All Doors Lead Home. The on-going purpose of coordinated entry is to provide coordination among Lincoln’s homeless service providers and to provide a seamless application process for individuals experiencing or at risk of homelessness. The All Doors Lead Home process was modified and expanded to create the Lincoln Prevention Assistance Community fund (LPAC) to provide emergency rent and utility assistance to those impacted by COVID-19. Establishment of LPAC as a result of Emergency Rental Assistance (ERA) created an enduring rent and utility assistance structure and model that will continue to respond to current and future housing instability needs. LPAC has become Lincoln’s model for homeless prevention in our Continuum of Care. Although funding levels are drastically reduced without ERA, a highly coordinated system is now in place for on-going homeless prevention assistance. The City of Lincoln has a goal titled ‘Non-Homeless Special Needs’. Within SP-46 strategic goals we describe these goals as, ‘The City of Lincoln will contribute to addressing non homeless special needs through its barrier removal program, policy support efforts and project management efforts. The City of Lincoln will engage these populations throughout the plan period.

The City actively works with local foundations, health endowments, problem resolution teams,

advocates, and community associations etc. to address a variety of issues through collaboration as they arise. The City will continue to offer administrative, mapping, and analytic support when possible.

Lastly, in the Analysis of Impediments to Fair Housing (AI) we identified fifteen unique contributing factors that impacted housing and select supportive service needs. Examples include Lack of private investments in specific neighborhoods (grocery, private housing), lack of affordable, integrated housing for individuals who need supportive services.

Through the actions described in the assessment, we will work to make progress over the next five years on the yearly 'Implement AI Fair Housing' goals through the following four impediments:

- Increase affordable housing options across the city
- Maintain existing affordable housing
- Support local fair housing education, enforcement and marketing

Increase access to, and information about, affordable homeownership and rental opportunities

For entitlement/consortia grantees: Specify the activities that the jurisdiction plans to undertake during the next year to address the housing and supportive services needs identified in accordance with 91.215(e) with respect to persons who are not homeless but have other special needs. Link to one-year goals. (91.220(2))

See answer above

MA-40 Barriers to Affordable Housing – 91.210(e)

Negative Effects of Public Policies on Affordable Housing and Residential Investment

Zoning, subdivision regulations, building/life safety codes, development policy relating to housing developments, can impact the development of new affordable housing, rehabilitation of existing affordable housing, and creation of housing for special populations. For example, new affordable housing development could be hindered by requiring large minimum lot sizes in newly developing areas of Lincoln. However, planned unit developments offer flexible development options which may allow housing developers to include affordable housing in their plans.

The rehabilitation of existing structures for affordable housing can also be hindered by existing building codes. The City does not have a rehabilitation subcode, which would allow for more flexibility in the rehabilitation of existing structures. Those who wish to rehabilitate the upper floors of commercial buildings, deconvert converted single-family homes, and reuse industrial or other building types may find the cost of meeting codes for new structures cost prohibitive. Increased property taxes may discourage the rehabilitation of existing housing and maintenance of housing. Property values may increase due to the rehab improvements resulting in a corresponding increase in property assessments, resulting in an increase in annual owner costs.

Although additional resources have come available, local incentives to develop and preserve affordable housing are mostly limited to financial incentives provided through federal sources (directly or indirectly through the state and local government, private, and nonprofit entities). Due to State Law, the City cannot provide local tax breaks for affordable housing (i.e., tax abatement). The funds the City contributed in the past toward affordable housing was primarily federal (i.e. CDBG and HOME) and insufficient in addressing existing needs. However, as a result of the *Lincoln Affordable Housing Coordinated Action Plan, South of Downtown Area Redevelopment and Strategic Plan*, changes to the TIF policy, expansion of Community Development Resources (CDR), and additional funds available through the City of Lincoln General Fund more local funds have become available.

The Analysis of Impediments to Fair Housing found that Impact fees are still a problem for developers. This facet among others was broadly discussed within our affordable housing development focus group. Supportive documents can be found at <http://lincoln.ne.gov/city/urban/reports/index.htm> *The actual cost of development yields a basis that the residents of Lincoln pay to subsidize new home construction.* The balance between private investment and public subsidy will continue to be a friction point between competing interests.

MA-40: Additional text

Unless a project includes TIF financing, the City also does not require developers to construct or preserve affordable housing as part of their plans. For example, tearing down low-income housing to

build higher income housing in older areas can displace households and reduce their affordable housing options. The lack of both a carrot-and-stick approach to developing and preserving affordable housing could contribute to the existing supply problem

Service providers and landlords both public/private find that federal regulations and programs are difficult to work with at times. Strict federal program requirements addressing specific local needs can be difficult. Lead-based paint abatement requirements are an unfunded mandate that adds to the cost of rehabilitation projects and, therefore, makes some projects unfeasible. Environmental regulations can also add to the cost of developing affordable housing when utilizing Federal resources.

The City also limits the number of non-related persons living together, and it limits the number of people who can occupy a sleeping quarter regardless of cultural norms. Furthermore, the Lincoln Housing Authority mandates that children of different genders past a certain age have their own room. There is a belief that this leads to the possible underutilization of existing housing supply.

The City is also moving towards phasing out mobile home parks; however, existing mobile home parks may not have been fully been approached to retool into tiny home developments or other nuanced options.

The City uses minimum parking standards which drives up the cost of development and redevelopment. Although many of these were revised in recent years. This idea is noted in the AI and is slated for future review. As part of that review, the idea of switching to maximum parking requirements from minimum standards is being explored. This issue is also addressed in the *Lincoln Affordable Housing Coordinated Action Plan* and , as a result, there have been some modifications to parking requirements in the zoning code.

Lastly, local NIMBYism limits the placement of affordable housing solutions. There is an unfounded fear that low-income households bring crime and degrade established neighborhoods.

MA-45 Non-Housing Community Development Assets – 91.215 (f)

Introduction

The following provides a brief description of the non-housing community development assets. It includes information on business activity, the labor force, occupations, commuting times and educational attainment of the population in the community.

Economic Development Market Analysis

Business Activity

Business by Sector	Number of Workers	Number of Jobs	Share of Workers %	Share of Jobs %	Jobs less workers %
Agriculture, Mining, Oil & Gas Extraction	514	117	0	0	0
Arts, Entertainment, Accommodations	14,936	17,875	14	14	0
Construction	7,037	7,794	7	6	-1
Education and Health Care Services	21,374	26,521	20	21	1
Finance, Insurance, and Real Estate	9,830	12,074	9	10	1
Information	2,832	3,557	3	3	0
Manufacturing	12,256	11,434	12	9	-3
Other Services	4,124	4,965	4	4	0
Professional, Scientific, Management Services	10,203	12,461	10	10	0
Public Administration	0	0	0	0	0
Retail Trade	14,311	17,416	14	14	0
Transportation and Warehousing	4,309	7,498	4	6	2
Wholesale Trade	3,758	4,120	4	3	-1
Total	105,484	125,832	--	--	--

Table 40 - Business Activity

Data Source: 2013-2017 ACS (Workers), 2017 Longitudinal Employer-Household Dynamics (Jobs)

Labor Force

Total Population in the Civilian Labor Force	156,860
Civilian Employed Population 16 years and over	150,485
Unemployment Rate	4.06
Unemployment Rate for Ages 16-24	16.86
Unemployment Rate for Ages 25-65	2.50

Table 41 - Labor Force

Data Source: 2013-2017 ACS

Occupations by Sector	Number of People
Management, business and financial	38,485
Farming, fisheries and forestry occupations	7,730
Service	16,425
Sales and office	36,315
Construction, extraction, maintenance and repair	10,625
Production, transportation and material moving	7,585

Table 42 – Occupations by Sector

Data Source: 2013-2017 ACS

Travel Time

Travel Time	Number	Percentage
< 30 Minutes	122,305	85%
30-59 Minutes	17,845	12%
60 or More Minutes	4,160	3%
Total	144,310	100%

Table 43 - Travel Time

Data Source: 2013-2017 ACS

Education:

Educational Attainment by Employment Status (Population 16 and Older)

Educational Attainment	In Labor Force		Not in Labor Force
	Civilian Employed	Unemployed	
Less than high school graduate	5,635	580	3,120

Educational Attainment	In Labor Force		Not in Labor Force
	Civilian Employed	Unemployed	
High school graduate (includes equivalency)	20,005	1,005	5,865
Some college or Associate's degree	37,985	1,070	6,695
Bachelor's degree or higher	46,965	745	5,290

Table 44 - Educational Attainment by Employment Status

Data Source: 2013-2017 ACS

Educational Attainment by Age

	Age				
	18–24 yrs	25–34 yrs	35–44 yrs	45–65 yrs	65+ yrs
Less than 9th grade	175	950	1,160	1,495	1,260
9th to 12th grade, no diploma	2,365	2,000	1,430	2,300	1,415
High school graduate, GED, or alternative	8,460	7,030	5,555	14,290	10,815
Some college, no degree	24,930	8,805	7,305	13,105	8,105
Associate's degree	2,135	4,895	4,620	7,195	2,025
Bachelor's degree	6,000	12,555	8,765	13,800	6,055
Graduate or professional degree	325	4,980	4,945	8,185	4,945

Table 45 - Educational Attainment by Age

Data Source: 2013-2017 ACS

Educational Attainment – Median Earnings in the Past 12 Months

Educational Attainment	Median Earnings in the Past 12 Months
Less than high school graduate	23,255
High school graduate (includes equivalency)	28,010
Some college or Associate's degree	32,680
Bachelor's degree	43,950
Graduate or professional degree	55,380

Table 46 – Median Earnings in the Past 12 Months

Data Source: 2013-2017 ACS

Table 3b: Top Five Growth Industries Comparison by Workforce Area 2016-2021

Workforce Area	Industry	2016	2021	16-21 Change	% Change
Nebraska	Construction	50629	55959	5330	10.5%
	Professional and Technical Services	45075	48938	3863	8.6%
	Manufacturing	96926	99562	2636	2.7%
	Transportation and Warehousing	44538	45839	1301	2.9%
	Health Care and Social Assistance	142234	143105	871	0.6%
Central Region (2013 Def.)	Manufacturing	7966	8304	338	4.2%
	Administrative and Waste Services	1376	1625	249	18.1%
	Public Administration	3573	3754	181	5.1%
	Transportation and Warehousing	1743	1892	149	8.5%
	Professional and Technical Services	1732	1858	126	7.3%
Grand Island Metropolitan Statistical Area (2013 Def.)	Educational Services	3,292	3,407	115	3.5%
	Construction	2,065	2,148	83	4.0%
	Manufacturing	8,060	8,102	42	0.5%
	Wholesale Trade	1,964	2,004	40	2.0%
	Public Administration	2,011	2,016	5	0.2%
Lincoln Metropolitan Statistical Area (2013 Def.)	Construction	8,620	10,154	1,534	17.8%
	Professional and Technical Services	8,600	9,453	853	9.9%
	Real Estate and Rental and Leasing	1,685	2,003	318	18.9%
	Transportation and Warehousing	9,480	9,765	285	3.0%
	Public Administration	14,084	14,316	232	1.6%

MA-45 AJC Table 3b

Table 4b: Projected Industry Growth 2020-2030

Workforce Area	Industry	2030 Projected Employment	Projected Change in Employment 2020-2030	Projected Percent Change 2020-2030	In State Location Quotient	National Location Quotient
Central Region (2013 Def.)	Health Care and Social Assistance	12,104	918	8.21%	1.15	1.08
	Accommodation and Food Services	5,454	643	13.37%	1.03	0.84
	Manufacturing	8,862	616	7.47%	1.22	1.37
	Educational Services (including state/local gov)	7,379	346	4.92%	1.02	1.06
	Other Services (except Government)	3,212	341	11.88%	1.20	0.96
Grand Island Metropolitan Statistical Area (2013 Def.)	Manufacturing	8,487	643	8.20%	1.86	2.09
	Health Care and Social Assistance	6,044	632	11.68%	0.89	0.84
	Accommodation and Food Services	3,523	530	17.71%	1.03	0.84
	Educational Services (including state/local gov)	4,199	294	7.53%	0.91	0.94
	Other Services (except Government)	1,689	218	14.82%	0.99	0.79
Lincoln Metropolitan Statistical Area (2013 Def.)	Health Care and Social Assistance	31,135	3,949	14.53%	1.07	1.01
	Accommodation and Food Services	16,650	3,922	30.81%	1.04	0.85
	Educational Services (including state/local gov)	24,497	2,693	12.35%	1.21	1.25
	Arts, Entertainment, and Recreation	4,277	1,535	55.98%	1.29	1.19
	Construction	11,548	1,317	12.87%	1.03	1.09

MA-45 AJC Table 4b

Lincoln

Table 26a: Top Advertised Detailed Job Skills

Rank	Advertised Detailed Job Skill	Advertised Skill Group	Job Opening Match Count
1	Customer service	Customer Service Skills	1,117
2	Problem solving	Basic Skills	443
3	Attention to detail	Basic Skills	428
4	Must be flexible	Basic Skills	378
5	Work independently	Basic Skills	300
6	Organizational skills	Basic Skills	297
7	Interpersonal skills	Interpersonal Skills	253
8	Positive attitude	Interpersonal Skills	232
9	Time management	Basic Skills	230
10	Decision making	Basic Skills	210

Source: NWorks Job Postings August 2022

Table 26b: Top Advertised Tools and Technology Skills

Rank	Advertised Tool and Technology Skill	Advertised Skill Group	Job Opening Match Count
1	Microsoft (MS) Office	Office Suite Software	290
2	Ladders	Ladders	178
3	Forklift	Forklifts	156
4	Wheelchair	Wheelchairs	149
5	Cash Register	Cash Registers	128
6	Personal protective equipment	Hazardous Material Protective Apparel	128
7	Structured query language (SQL)	Database User Interface and Query Software	108
8	Microsoft Word	Word Processing Software	103
9	Fax Machine	Facsimile Machines	88
10	Hypertext markup language (HTML)	Web Platform Development Software	77

Source: NWorks Job Postings August 2022

MA-45 AJC Table 26a

Based on the Business Activity table above, what are the major employment sectors within your jurisdiction?

The top five occupations for H-1B in Nebraska are: Computer Systems Analysts, Software Developers, Application development, Computer Programmers, Computer Occupations, Systems Software

The top five major employment sectors within the jurisdiction – with share of job % - is (1) Education and Health Care Services (21%), (2) Retail Trade (14%), (3) Art, Entertainment & Accommodations (14%), (4) Finance, Insurance & Real Estate (11%), and (5) Professional, Scientific & Management Services (10%)

According to the Workforce Innovation and Opportunity Act (WIOA) Regional and Local Plan the top employment growth gains – from 2014-2022- will be in Healthcare and Social Assistance (18.3%), Construction (18.2%), Finance and Insurance (17.8%), Professional, Scientific and Technical Services (15.9%), Management of Companies and Enterprises (15.3%), and Arts, entertainment and Recreation (14%). Only one industry – Agriculture, Forestry, Fishing and Hunting – decreased (-1%)

Lincoln’s ten fastest growing H3 occupations by percent growth through are:

1. Medical Appliance Technicians
2. Operations Research Analysts
3. Personal Financial Advisors
4. Telecommunications Line Installers and Repairers

5. Web Developers
6. Statisticians
7. Audiologists
8. Cartographers and Photogrammetrists
9. Optometrists
10. Loan Officers

In comparing these growth projections for the Lincoln MSA and the Southeast Region, medical/health services occupations are listed more often for Lincoln than the region. That finding is in keeping with Lincoln's image as a regional health care center. Occupations related to advanced manufacturing appear more often in the regional list.

Lincoln's projections for H3 Occupations by 2024 estimated employment percent change:

1. Registered Nurses (15.1%)
2. General and Operations Managers (12.3%)
3. Accountants and Auditors (15.6%)
4. Elementary School Teachers, Except Special Education (8.1%)
5. Secondary School Teachers, Except Special & Career/Technical Education (8%)
6. Maintenance & Repair Workers, General (11.4%)
7. Substitute Teachers (7.9%)
8. Compliance Officers (15.6%)
9. Plumbers, Pipefitters, Steamfitters (8.8%)
10. Software Developers, Applications (26.0%)

Both the Lincoln MSA and the other 11 counties share high employment projections for nurses, although Lincoln's list specifies RNs where the regional list references both RNs and LPNs. Teachers are also expected to have significant growth throughout all counties. Software Developers, Applications show the largest percent changes for the Lincoln MSA at 26.0% while Industrial Machinery Mechanics show the largest percent change at 35.8% for the 11 counties. These similarities and these differences will need to be considered as the Southeast Region discusses career pathways and program design.

Sidenote: as noted in the local WIOA regional plan the number of work sites is decreasing while job openings are increasing.

Describe the workforce and infrastructure needs of the business community:

The Lincoln metropolitan area is comprised of over 300,000 people with access to a labor pool of over 1 million in a 60-minute drive time. The Lincoln workforce area is known for its quality of life. The

workforce is highly educated and has a strong work ethic. Public and private educational facilities are viewed as excellent. Lincoln is the center of state government and home of the University of Nebraska which has developed several innovative resources such as the Nebraska Business Development Center, the Engineering Extension, the Technology Park and Food Processing Center, and Innovation Campus.

Lincoln's MSA Top H3 Occupations by Annual Openings by education, by title, average annual openings, hourly entry wage, and median hourly wage are available for review at <http://lincoln.ne.gov/city/mayor/workforce/>

The top five fastest-growing H3 occupations in the region by percent growth through 2024 are:

- Computer Numerically Controlled Machine Tool Programmers, Metal, and Plastic
- Industry Machinery Mechanics
- Management Analysts
- Sales Managers
- Reinforcing Iron and Rebar Workers

The highest ranked knowledge areas for the top H3 Occupations in the Region and the Lincoln MSA as:

- Mechanical Design
- Education and Training
- Therapy and Counseling
- Customer and Personal Service
- Administration and Management

Nebraska Labor Availability, Skill and Training Studies:

The Lincoln Skills Gap report and the Survey of Lincoln Area Businesses about Skill and Training Requirements, projects led by the Nebraska Departments of Labor and Economic Development, used surveys and secondary data to summarize information about job skills and whether a skills gap exists in particular occupations. These reports can be found on the Nebraska Department of Labor's website at: <https://networks.nebraska.gov/admin/gsipub/htmlarea/uploads/LincolnSkillsGap2016.pdf>.

Results indicated the need to prepare more Lincoln workers, and this would include regional workers, in the following occupations:

- Computer Systems Analysts
- Computer Programmers and Software Developers
- Network and Computer Systems Administrator
- Computer User Support Specialists
- Carpenters

- Electricians
- Industrial Machinery Mechanics
- Maintenance and Repair Workers, General Machinists
- Welders, Cutters, Solderers and Brazers

The Greater Lincoln Workforce Administrator serves on the Employment Skills Oversight Committee and is bringing the Committee’s findings into local and regional planning discussions to ensure that WIOA is aligning with this initiative. The findings pertaining to Employment Skills include:

- The end of poverty is professional certification and a career pathway position.
- Advances in technology and changes in workplace organizations have hit low skilled and less educated persons.
- Those who enter adulthood without a job or degree are much less likely to attain sustainable, full-time employment when they are older.
- Persons who have spent time in prison have a harder time finding work that will support them.

Spurring innovation is a dominant approach to promoting economic growth.

Describe any major changes that may have an economic impact, such as planned local or regional public or private sector investments or initiatives that have affected or may affect job and business growth opportunities during the planning period. Describe any needs for workforce development, business support or infrastructure these changes may create.

Recent development opportunities in Lincoln’s Antelope Valley, Downtown, West Haymarket, Innovation Campus, the Career Academy, Prosper Lincoln Initiatives, South of Downtown Area and Opportunity Zones reflect potential economic growth and further a vision for the community. In the 2013 strategic plan, we noted how the Lincoln Partnership for Economic Development (LPED) commissioned a task force to address the question – “What do businesses need to retain and grow jobs in the tech and data field in Lincoln?” One of the answers to that question was the expansion of fiber capabilities in Lincoln and specifically in the downtown area. To address the need, LPED, the City, and the Chamber of Commerce agreed to use Fast Forward Fund money to install a conduit, through which fiber optic cable could be laid. This investment led to the implementation of a city-wide fiber to home investment which was made by Allo. For \$50 dollars a month they will provide 300 MB download speeds. The city’s fiber/provider developer, and fiber manager were consulted in the development of this plan.

The Chamber/LPED has also developed a very active Young Professionals group.

The City of Lincoln Opened a new American Job Center. The secretary of Labor was on hand to open it.

During an indicator LNK Stat council presentation in the spring of 2018 the Lincoln Partnership for Economic Development stated businesses identified the main weakness of Lincoln’s workforce is worker

availability, specifically scientifically/technically skilled workers. Lincoln YPG continues to grow year over year.

All job seekers benefit from what employers refer to as job essential skills or soft skills such as general employee development, customer service skills, computer skills, basic skills in reading and math, financial literacy, demonstrate initiative, Advanced information technology skills, functional/technical skills in the area of focus as there is a shortage of skilled labor, attainment of educational and technical credential. employers also mentioned the desire to work, commitment to a job, and dependability as critical traits.

How do the skills and education of the current workforce correspond to employment opportunities in the jurisdiction?

Future needs and employment opportunities are discussed above.

The following needs summary statements can be found in the final report from AngelouEconomics and are supported by the Greater Lincoln Workforce Development Board: Education attainment is moderately high. Not surprisingly, given the presence of the state university, there are pockets of extremely educated professionals – a crucial asset to tap.

High school graduation rates are strong but, comparatively, the slow growth in adult residents with bachelor’s degrees indicates high school graduates are directly entering the workforce, likely through farming or manufacturing jobs; and/or college graduates are relocating to areas they perceive to have additional amenities and higher wage job opportunities. A present need is the conversion of 25-34-year-olds with a high school degree into a professional degree or associates. The data in Table 50 – Educational Attainment by Age doesn’t clearly state this is happening, but local knowledge supports this possibility, which should be supported. Furthermore, the number of 18-24-year-olds with some college who then transition into the 25-34 years old with at least an associate degree or professional degree seems to indicate that Lincoln has an influx of an educated workforce. Again, these tables do not break out this growth by sector which would lead to a better understanding.

With a very strong community college system, a major public university, and numerous high-quality liberal arts colleges throughout the region, the region can train and retain workers with a diverse array of skill sets and competencies. This will continue to be a tremendous asset.

Lincoln MSA, Top 5 Skills for Top 10 H3 Occupations

Lincoln MSA, Top 5 Knowledge Areas for Top 10 H3 Occupations

Lincoln MSA, Typical Requirements (i.e., education, experience etc.) for Top 10 H3 Occupations

Lincoln MSA, 2014 to 2024 Long-term Industry Employment Projections

Describe any current workforce training initiatives, including those supported by Workforce Investment Boards, community colleges and other organizations. Describe how these efforts will support the jurisdiction's Consolidated Plan.

The development of a High School Career Center (Academy) is a major new initiative supported by Lincoln Public Schools, Southeast Community College (SCC), the Greater Lincoln Workforce Development Board (GLWDB), and the Lincoln Chamber of Commerce/Lincoln Partnership for Economic Development (LPED). In this model, students will complete quality career-focused programs that prepare them for continued education and employment that contribute to the economic growth of the community.

The model is based on the 3 E's: Education; Employment/Entrepreneurship; and Economic Growth.

Two years attending the Career Academy will mean that the student will earn a high school diploma, one year of college credit, and progress toward industry certification.

Based on Nebraska Career Fields-Nebraska Department of Education, consideration is being given to Business Management & Marketing, Agriculture, Food, and Natural Resources. Human Sciences & Education, Skilled & Technical Sciences, Health Sciences, and Communications & Information Technology

Each Career Pathway is aligned with careers at all education levels: High School, Industry Certification, associate degree, bachelor's degree, and Master's/Doctoral/Professional Degrees.

The primary factor is seen to be human capital . . . or talent.

Talent is traditionally measured in educational attainment. The findings suggest that the occupation-based measurement is important and outperforms the education-based measure in many ways. Other community projects which exemplify the GLWDB-SCC-LPED partnership are:

- 1st Job – Lincoln, a project to provide paid summer internship opportunities to Lincoln high school youth, beginning with a focused pilot program targeting the information technology field. The goal is to help prepare a foundation for youth who are seeking a career in this field as well as give employers an opportunity to seek out qualified candidates for future needs. The 2013 pilot project consists of the Workforce Readiness Committee bringing together local companies with IT opportunities (our “Champion Employers”) and IT-talented high school students for summer internships. The pilot will consist of several components delivered by community stakeholders whose strengths are a key contribution to ensure the success of the project. Our demographic population will be selected from Lincoln Public Schools & SCC joint career academy where students from other high schools participate.

American Job Center is a relocation of the One-Stop Career Center to the downtown campus of Southeast Community College. Supported by the GLWDB and LPED, this relocation will bring about fiscal savings and service efficiencies for the customers while exposing them to a learning atmosphere and the offerings of the community college.

Does your jurisdiction participate in a Comprehensive Economic Development Strategy (CEDS)?

No

If so, what economic development initiatives are you undertaking that may be coordinated with the Consolidated Plan? If not, describe other local/regional plans or initiatives that impact economic growth.

<TYPE=[text] REPORT_GUID=[F8DC4D3147433947165558A235C46686]
PLAN_SECTION_ID=[1370705000]>

Discussion

This “Strategic Recommendations for a Globally Competitive City ”plan is Lincoln’s most ambitious yet. It will be the most challenging to implement, given its international scope, its emphasis on mastery of technology in various fields, and the need to anticipate industry trends in a fast-changing world. Successful implementation will thus require a total group effort: strong participation – and partnering – among community members and the private and public sectors. LPED and its partners will require new sources of funding, which will necessitate business leaders adopting a less cautious approach than has typically been the case in the Lincoln area.

Additionally, it will require an astute allocation of human and institutional resources, and new forms of institutional capacity will need to be developed in some cases. Lincoln is on the right track, but greatness cannot be taken for granted; rather it must be relentlessly pursued.

The following quote embodies the plans presence, “If we don’t lead on this...other states are going to continue to take the talent out of our state.” – Zach Wiegert, founder of Tetrad Property Group, on Lincoln’s need for economic development zones and other incentives.

Lastly, Lincoln opened a new American Job Center in 2023. The Secretary of Labor was on hand to recognize it and welcome the community in. This facility is more than a standalone job center. It also houses several community groups that requested space in the facility. Those multi-year contracts were approved by the city council.

MA-50 Needs and Market Analysis Discussion

Are there areas where households with multiple housing problems are concentrated? (include a definition of "concentration")

The term 'concentration' refers to the method by which the term was determined. The City of Lincoln created a community needs assessment to identify areas of challenge. Because many factors can affect housing problems the City used GIS processing to analyze selected datasets together. 52 data types were used in the process; (1) a composite concentrated disadvantage score (i.e. twelve census data sets), (2) positive neighborhood influences (i.e. seven influences), (3) negative neighborhood influences (i.e. five influences), (4) impediments to fair housing (i.e. seventeen community assets & eight levels of service), (5) Community investment (i.e. alterations & new construction), and (6) Building & Safety housing violation data. This assessment process utilized risk terrain modeling principles to determine where concentrations existed. Each data source was processed and reclassified into a 1-10 classified raster. Inputs were integrated each other based on common understandings of their nature and then reclassified again. To narrow down the final concentrated areas for this analysis, raster values were symbolized through a standard deviation symbology which identified areas with higher needs. A word of caution when interpreting these images, because this process reclassified data these images only show where the greatest challenged areas are. These images do not mean to imply they are poor – both socially & physically – neighborhoods but instead it's to assess one area to another for the purpose of identifying areas for interaction. One image is included as an attachment to the jurisdiction's appendix. It is the "2018-2023-2027 Community Needs Assessment" show the results of the process. It is the same analysis we used in the 2018-2023 consolidated plan as we are resubmitting the same NRSA area.

Currently a group of UNL graduate students are currently assessing all indexes the City of Lincoln created, uses, or finds valuable into a common index. It is hoped this future methodology will form the basis for future analysis.

Are there any areas in the jurisdiction where racial or ethnic minorities or low-income families are concentrated? (include a definition of "concentration")

This topic was covered in great degree in the City of Lincoln's Analysis of Impediments to Fair Housing. The analysis is available at <http://lincoln.ne.gov/city/urban/reports/index.htm> The concept of Racially and Ethnically-Concentrated Areas of Poverty (RECAP) was its own unique section and we will use it as our working definition of concentration. According to HUD's established thresholds, racially and ethnically concentrated areas of poverty (R/ECAPs) are census tracts that have a non-white population greater than or equal to 50% and meet either of the following poverty criteria: the poverty rate of a tract is 1) higher than 40% or 2) is more than three times the average poverty rate of tracts in the metropolitan area. The racial/ethnic threshold is lowered to 20% for tracts located outside of metropolitan/micropolitan areas. R/ECAP designation began with the 1990 US Census. The study area had two R/ECAP tracts. Both were within the City of Lincoln. The first, Census Tract 7, is a R/ECAP in the Malone/Hawley neighborhood directly to the east of the University of Nebraska-Lincoln (UNL) campus.

Census Tract 7 is home to the greatest concentration of UNL students and foreign exchange students of any census tract in Lincoln. The second, Census Tract 35, includes only the Lincoln Regional Center. The Regional Center is a 250-bed, Joint Commission-accredited, state psychiatric hospital operated by the Nebraska Department of Health and Human Services. The center serves people who need very specialized psychiatric services and provides services to people who, because of mental illness, require a highly structured treatment setting. Accordingly, due to the specialized facility, Census Tract 35 will not be included in subsequent questions.

In the most recent data provided by HUD through the AFFH tool, both tracts are no longer listed as RECAP areas; None-the-less we feel it's important to assess these two historically defined areas in this plan.

What are the characteristics of the market in these areas/neighborhoods?

Several assets are available and currently engaged. Below is a descriptive list of both physical and social assets:

- 1,931 social capital points (neighborhood watch, community centers, community pools etc.)
- 25 + StarTran Route Segments
- 444 StarTran bus stop location
- 1980 + segments of existing commuter trails
- 23 Common Landmarks
- 94 Historical sites
- 65 Parks
- 119 Public art pieces
- 27 Schools
- 31 Neighborhood Associations
- 15 Homeowner Associations
- 20 Historic Districts
- 16 Focus Areas
- 2 Major Medical Facilities
- 5 Fire Stations
- 6 Police features (station, substation etc)
- 2 Libraries
- 2 Major Colleges
- 2 Minor Colleges
- Numerous Former Housing Projects
- Mayoral Support
- Non-Profit Support
- Community Support

Are there any community assets in these areas/neighborhoods?

A number of assets are available and currently engaged. Below is a descriptive list of both physical and social assets:

- 1,931 social capital points (neighborhood watch, community centers, community pools etc.)
- 25 + StarTran Route Segments
- 444 StarTran bus stop location
- 1980 + segments of existing commuter trails
- 23 Common Landmarks
- 94 Historical sites
- 65 Parks
- 119 Public art pieces
- 27 Schools
- 31 Neighborhood Associations
- 15 Homeowner Associations
- 20 Historic Districts
- 16 Focus Areas
- 2 Major Medical Facilities
- 5 Fire Stations
- 6 Police features (station, substation etc)
- 2 Libraries
- 2 Major Colleges
- 2 Minor Colleges
- Numerous Former Housing Projects
- Mayoral Support
- Non-Profit Support
- Community Support

Are there other strategic opportunities in any of these areas?

Many of these areas have been declared Blighted and Substandard and Extremely Blighted, which provides opportunities for infrastructure and housing improvements. For example, the *South of Downtown Redevelopment and Strategic Plan* identified development of a residential rental rehab program as the highest priority and identified a corresponding project. The South of Downtown Residential Rehab Program was developed as a result and is currently being implemented. This is a target/demonstration program and if successful can be duplicated in other areas. Funding source for the project is Tax Increment Financing (TIF).

Many of these areas are also located in Qualified Census Tracts (QCTs) as identified by HUD. The local State Department of Economic Development has affordable housing programs for qualified census tracts (QCTs) and local non-profits have secured funding for these projects.

NeighborWorks Lincoln and the South of Downtown Community Development Organization have developed the first Community Land Trust projects in these areas and have more planned. In addition, CDR has helped partner with both organizations and Nebraska Housing Resource (NHR) for affordable housing projects.

MA-60 Broadband Needs of Housing occupied by Low- and Moderate-Income Households - 91.210(a)(4), 91.310(a)(2)

Describe the need for broadband wiring and connections for households, including low- and moderate-income households and neighborhoods.

The City of Lincoln is a Gigabit City. Only approx. 3% of all US cities have this distinction. Fiber is provided to every lot in our community.

Describe the need for increased competition by having more than one broadband Internet service provider serve the jurisdiction.

The City of Lincoln has several four different providers offering gigabit service. Several other providers offer near 200MB service. Many of these providers also offer a low-income access options for internet, and other options. For qualifying homes 100MB connections are free.

MA-65 Hazard Mitigation - 91.210(a)(5), 91.310(a)(3)

Describe the jurisdiction's increased natural hazard risks associated with climate change.

Resilient Lincoln identifies local climate vulnerabilities and deploys strategies to build our community's capacity to mitigate and overcome associated risks. As a result of Resilient Lincoln's Climate Action Plan, we know that flooding, drought, extreme heat, and public health problems are some of the most significant climate-related risks we face in the coming decades. Resilient Lincoln recognizes that embedded in these risks lie opportunities — opportunities to innovate and create new jobs and technologies as we strengthen our infrastructure, reduce our carbon footprint, and protect our quality of life.

At the heart of the Resilient Lincoln initiative is an ambitious goal: in collaboration with our publicly owned Lincoln Electric System, we have committed to a goal of an eighty percent net reduction in Lincoln's greenhouse gas emissions by the year 2050. This goal is instrumental in aligning the direction of municipal government going forward, and we will pay particular attention to how we safeguard our water supply and proactively protect Lincoln's property and people from climate hazards. Yet the goal also represents a strategic vision for our entire community. Our energy providers, business owners, universities, institutions, and residents all have an important role to play in building a stronger, more resilient, just, and climate-smart future for ourselves, our children, and grandchildren.

Describe the vulnerability to these risks of housing occupied by low- and moderate-income households based on an analysis of data, findings, and methods.

The City of Lincoln has about 3200 residential buildings at risk of flooding during a 100-year event and has estimated that this would cause about \$104M in damages to these buildings and contents. The City has also evaluated the increased risk of flooding due to climate change in the year 2100. The number of residential buildings is anticipated to increase by about 20% and the damages estimated to increase by about 90%.

Strategic Plan

SP-05 Overview

Strategic Plan Overview

Lincoln's Strategic Plan is due every three, four, or five years (length of time is at the grantee's discretion) no less than 45 days prior to the start of the grantee's program year start date. The City of Lincoln has completed a five-year plan for FY 2023-2027 and begins its program year every September 1. Five years was selected based on the availability of data, primarily from the Census, 2ACS data, CHAS data, local administrative/survey data, and other City assessments (i.e. the Analysis of Impediments to Fair Housing) plans (i.e. Fiber plans, watershed management plans, comprehensive plans, affordable housing plans, etc.) and programs. The Five-Year Strategic Plan is a unified, comprehensive vision for community development in Lincoln, Nebraska. It serves as a tool to coordinate economic, physical, environmental, community, and human development activities for five years, starting September 1, 2023, and ending August 31, 2028.

The process for development included completing a new Analysis of Impediments to Fair Housing, a needs assessment and a market analysis.

The goals set forth in this Strategic Plan are in keeping with the overall mission of HUD's Community Planning and Development Programs: Community Development Block Grants (CDBG) and HOME Investment Partnerships (HOME). The statutes for these programs set three primary goals for the benefit of low-, very low- and extremely low-income persons:

Provide Decent Housing, which includes but not limited to:

- Assisting homeless persons to obtain affordable housing
- Assisting persons at risk of becoming homeless
- Retaining the affordable housing stock
- Increasing the availability of affordable permanent housing in standard condition to low-income and moderate-income families, particularly to members of disadvantaged minorities without discrimination on the basis of race, color, religion, sex, national origin, familial status, disability, or sexual orientation

Provide a Suitable Living Environment, which includes but is not limited to:

- Improving the safety and livability of neighborhoods
- Eliminating blighting influences and the deterioration of property and facilities

- Reducing the isolation of income groups within areas through spatial deconcentrating of housing opportunities for lower income persons and the revitalization of deteriorating neighborhoods

Expanded Economic Opportunities, which includes but not limited to:

- Job creation and retention through program activities
- Establishment, stabilization, and expansion of small businesses (including micro-businesses)
- The provision of public services concerned with employment
- The provision of jobs to low-income persons living in areas affected by those programs and activities, or jobs resulting from carrying out activities under programs covered by the Plan

Lincoln's Continuum of Care (CoC) is a well-established coalition of homeless service providers. The CoC provided guidance and expertise in outlining the following homeless service strategies through the use of Emergency Solutions Grants:

- Reduce the number of persons experiencing homelessness
- Reduce the median length of time persons remain homeless
- Reduce the number of persons becoming homeless for the first time

SP-10 Geographic Priorities – 91.215 (a)(1)

Geographic Area

Table 47 - Geographic Priority Areas

1	Area Name:	City-wide Program Area
	Area Type:	Local Target area
	Other Target Area Description:	
	HUD Approval Date:	
	% of Low/ Mod:	
	Revital Type:	Comprehensive
	Other Revital Description:	
	Identify the neighborhood boundaries for this target area.	The corporate limits for the City of Lincoln For a visual please see the appendix
	Include specific housing and commercial characteristics of this target area.	This topic was covered to a great degree in the City of Lincoln's Analysis of Impediments to Fair Housing, this needs assessment and this market analysis. The analysis is available at http://lincoln.ne.gov/city/urban/reports/index.htm
	How did your consultation and citizen participation process help you to identify this neighborhood as a target area?	This topic was covered to a great degree in the City of Lincoln's Analysis of Impediments to Fair Housing, this needs assessment and this market analysis. The analysis is available at http://lincoln.ne.gov/city/urban/reports/index.htm
	Identify the needs in this target area.	This topic was covered to a great degree in the City of Lincoln's Analysis of Impediments to Fair Housing, this needs assessment and this market analysis. The analysis is available at http://lincoln.ne.gov/city/urban/reports/index.htm
What are the opportunities for improvement in this target area?	This topic was covered to a great degree in the City of Lincoln's Analysis of Impediments to Fair Housing, this needs assessment and this market analysis. The analysis is available at http://lincoln.ne.gov/city/urban/reports/index.htm	
Are there barriers to improvement in this target area?	This topic was covered to a great degree in the City of Lincoln's Analysis of Impediments to Fair Housing, this needs assessment and this market analysis. The analysis is available at http://lincoln.ne.gov/city/urban/reports/index.htm	
2	Area Name:	Low- and Moderate-Income Area
	Area Type:	Local Target area
	Other Target Area Description:	

	HUD Approval Date:	
	% of Low/ Mod:	
	Revital Type:	Comprehensive
	Other Revital Description:	
	Identify the neighborhood boundaries for this target area.	The LMI area is described and prescribed by HUD For a visual please see the appendix, but note current boundaries may be different per HUD analysis
	Include specific housing and commercial characteristics of this target area.	The LMI area is described and prescribed by HUD
	How did your consultation and citizen participation process help you to identify this neighborhood as a target area?	The LMI area is described and prescribed by HUD
	Identify the needs in this target area.	The LMI area is described and prescribed by HUD
	What are the opportunities for improvement in this target area?	Opportunities in Low to moderate-income areas, in general, are discussed in the Analysis of Impediments to Fair Housing which is located at http://lincoln.ne.gov/city/urban/reports/index.htm Additional opportunities to assist low-income homeowners in the removal of dead trees is further discussed in the 'Neighborhood Revitalization' priority need. In the 5-year period of the Plan, additional focus may be targeted to the Belmont and University Place neighborhoods.
	Are there barriers to improvement in this target area?	Barriers to improvement within Low to moderate-income areas, in general, are discussed in the Analysis of Impediments to Fair Housing which is located at http://lincoln.ne.gov/city/urban/reports/index.htm
3	Area Name:	NRSA (2018)
	Area Type:	Strategy area
	Other Target Area Description:	
	HUD Approval Date:	8/31/2018
	% of Low/ Mod:	
	Revital Type:	

Other Revital Description:	
Identify the neighborhood boundaries for this target area.	The NRSA contains a variety of land use districts but is primarily residential in nature based on land use information gathered by the City. The stock housing is among the oldest in the city and a significant amount of the residential area suffers from an abundance of vacant lots and housing which is in poor condition. The NRSA also has small and medium-sized commercial nodes and several business improvement districts. Commercial districts vary in their commercial viability, but many are strong. The NRSA has many major corridors; Sun Valley Blvd, S 9th St, S 10th St, S 16th, S 17th, 27th Street, N 33rd St, and N 48th St, South Street, A St, O St, Holdrege St and Havelock Avenue. A map of the NRSA area is in the appendix.
Include specific housing and commercial characteristics of this target area.	In MA-50 we describe the process used in developing our NRSA. The process used relied on 52 data types ranging from housing data, employment opportunities and others. Those data sets were visualized through risk terrain modeling to show where areas of composite attention are needed. The attached image 'Community Needs Assessment' shows the result of that process. Furthermore, our NRSA comprises our core neighborhoods and the areas around it. The strengths, challenges, and opportunities of this area were covered in a great degree in the City of Lincoln's Analysis of Impediments to Fair Housing. The analysis is available at http://lincoln.ne.gov/city/urban/reports/index.htm
How did your consultation and citizen participation process help you to identify this neighborhood as a target area?	This topic was covered to a great degree in the City of Lincoln's Analysis of Impediments to Fair Housing, this needs assessment and this market analysis. The analysis is available at http://lincoln.ne.gov/city/urban/reports/index.htm
Identify the needs in this target area.	This topic was covered to a great degree in the City of Lincoln's Analysis of Impediments to Fair Housing. A review of the focus group summaries and community survey is recommended. The analysis/assessment is available at http://lincoln.ne.gov/city/urban/reports/index.htm

	<p>What are the opportunities for improvement in this target area?</p>	<p>This was detailed in MA-50 Q4 'Are there any community assets in these areas/neighborhoods' and Q5 'Are there other strategic opportunities in any of these areas'. Furthermore, a review of the focus group summaries and community survey, within the 2017 Analysis of Impediments to Fair Housing, is recommended. The analysis is available at http://lincoln.ne.gov/city/urban/reports/index.htm</p>
	<p>Are there barriers to improvement in this target area?</p>	<p>As part of 2017 Update of the Analysis of Impediments to Fair Housing, we completed an assessment of the impediments to community assets and opportunities of 24 facets. It is recommended you review the supporting documentation to analyze those facets; however, we find low levels of barriers in our community. Each facet type ranked the level of impediment on a scale of 1 (none) to 5 (high). A total score of 120 was possible. The highest score a survey respondent, who was used in our analysis, was 58. Only points who gave us their street intersection was used in our analysis (i.e., approx. 450 about of 767 points). This point-level data was then interpolated to asses' levels of impediment across the community. Standard methods for extension were used to address aesthetic comprehension. The analysis/assessment and supporting documentation is available at http://lincoln.ne.gov/city/urban/reports/index.htm,</p> <p>As part of the 2022/23 update and survey was promoted and delivered with the guidance of focus group input. The results of that survey compliment that effort. Additional images and narratives that have been added beyond HUD provided data in this document also justify this area.</p>
<p>4</p>	<p>Area Name:</p> <p>Area Type:</p> <p>Other Target Area Description:</p> <p>HUD Approval Date:</p> <p>% of Low/ Mod:</p> <p>Revital Type:</p> <p>Other Revital Description:</p> <p>Identify the neighborhood boundaries for this target area.</p>	<p>Antelope Valley Area</p> <p>Local Target area</p> <p></p> <p></p> <p></p> <p>Comprehensive</p> <p></p> <p></p>

	Include specific housing and commercial characteristics of this target area.	
	How did your consultation and citizen participation process help you to identify this neighborhood as a target area?	
	Identify the needs in this target area.	
	What are the opportunities for improvement in this target area?	
	Are there barriers to improvement in this target area?	
5	Area Name:	South Capital (2018)
	Area Type:	Local Target area
	Other Target Area Description:	
	HUD Approval Date:	
	% of Low/ Mod:	
	Revital Type:	Comprehensive
	Other Revital Description:	
	Identify the neighborhood boundaries for this target area.	
	Include specific housing and commercial characteristics of this target area.	
	How did your consultation and citizen participation process help you to identify this neighborhood as a target area?	
	Identify the needs in this target area.	

What are the opportunities for improvement in this target area?	Rebrand to South of Downtown Area
Are there barriers to improvement in this target area?	

General Allocation Priorities

Describe the basis for allocating investments geographically within the jurisdiction (or within the EMSA for HOPWA)

Describe the basis for allocating investments geographically within the jurisdiction (or within the EMSA for HOPWA)

Community Development Block Grant (CDBG), the HOME Investment Partnerships Program (HOME) and Emergency Solutions Grants (ESG) are federal funds. The federal goal for CDBG is "... developing viable urban communities, by providing decent housing and a suitable living environment and expanded economic opportunities... for low- to moderate-income persons." HOME funds are focused on housing for low- and moderate-income households.

The majority of CDBG and HOME funds are used for housing-related programs administered by the Livable Neighborhoods Division. However, some CDBG funding, also administered by Livable Neighborhoods staff, is used for projects in low- to moderate-income neighborhoods — such as park improvements, assistance to Community CROPS for community gardens, and neighborhood commercial area streetscapes. In addition, Urban Development staff further define priority areas by the plans and research that other plans have researched or initiatives that are possible. Significant analysis completed for the Analysis of Impediments to Fair Housing, discussed in the previous section, also was instrumental in determining geographic areas for allocating resources.

Livable Neighborhoods Division staff facilitate and support Lincoln's Homeless Coalition, a coalition of organizations that serve Lincoln's homeless and near homeless families and individuals. The coalition applies annually for funding directly from the U.S. Housing and Urban Development Department in the form of ESG funds. The bounds of their work are targeted to areas where clients are located.

1. The NRSA was defined through a study that examined how Differential Association Theory, Concentrated Disadvantage, Impediments to Opportunity & Access, Neighborhood investment and dynamic modifiers could be operationalized and applied within the context of neighborhood development and redevelopment to determine a boundary for focused investment. This is an area with a high level of emphasis.

2. The LMI area is defined by HUD and used to delineate a general boundary/service area. The City will update its LMI areas annually. If a client qualifies in the area at the time of application and enactment, they will continue to qualify moving forward.
3. We have City-wide programs.

The Antelope Valley Area and South of Downtown are a priority due to the amount of public support that has been given to these areas. Implementing community plans in conjunction with other departments and agencies creates more targeted impacts. Collective Impact Lincoln and other public and private partners are focused on addressing issues in these areas, along with the Belmont and University Place neighborhoods. In prior years we have dedicated a portion of our funding to Antelope Valley and South of Downtown Area in our annual plans; however, due to reporting practices, which work to reduce double counting (i.e., same area as our NRSA and often LMI), we will not allocate a percentage, but they are important facets in implementing our local livable neighborhoods strategy.

SP-25 Priority Needs - 91.215(a)(2)

Priority Needs

Table 48 – Priority Needs Summary

1	Priority Need Name	Neighborhood Revitalization
	Priority Level	High
	Population	Extremely Low Low Moderate Large Families Families with Children Elderly Public Housing Residents
	Geographic Areas Affected	Low- and Moderate-Income Area City-wide Program Area Antelope Valley Area South Capital (2018) NRSA (2018)
	Associated Goals	Construction of Housing General Program Administration Home CHDO Operating Cost Implement AI Fair Housing Actions Livable Neighborhood Improvements Non Homeless Special Needs Planning Public Service - Community Crops Public Service - CBDO Rehabilitation Public Service - RentWise

	Description	<p>Our community needs assessment identified the need for additional neighborhood revitalization. Furthermore, neighborhood revitalization includes non-housing community development activities that help to create healthy, safe, and walkable neighborhoods. In the Needs Assessment section of the Consolidated Plan, non-housing community development needs were identified and include public facility improvements and public services. Lastly, with the arrival of the emerald ash borer, we recognize the need to assist low-income homeowners pay for removing those dead trees due to the city's ordinance which requires hazardous (i.e. dead, brittle) trees to be removed. The city projects a possible loss of 50,000 private trees. A local article on this topic can be found at https://journalstar.com/news/local/lincoln-s-emerald-ash-borer-plan-should-look-at-loss/article_123b67d2-6fb2-5b61-b62f-6b1fc59cf1bc.html. Urban Development and the Parks & Rec Departments have received two grants from the State Forestry Office to address Ash Tree removal and replanting for LMI homeowners.</p>
	Basis for Relative Priority	<p>Needs were assessed and high priorities determined based on the following criteria:</p> <ul style="list-style-type: none"> • This theme was often discussed within the analysis of impediments • It furthers or is consistent with a city and/or federal priority area: City priorities include energy and sustainability, implementing various redevelopment plans, the Stronger Safer Neighborhoods Initiative and the City budget process. • It is identified as a need in the community involvement process: Needs identified through the public participation process are discussed in the Needs Assessment section of the Consolidated Plan. • Its impact on a large number of low- and moderate-income households. • It meets unique needs of certain geographic areas. • It reflects past successes of projects and activities in meeting needs
2	Priority Need Name	Affordable Housing
	Priority Level	High

Population	Extremely Low Low Moderate Large Families Families with Children Elderly
Geographic Areas Affected	Low- and Moderate-Income Area City-wide Program Area Antelope Valley Area South Capital (2018) NRSA (2018)
Associated Goals	Acquisition Construction of Housing Direct Homeownership Assistance General Program Administration Home CHDO Operating Cost Home Program Administration Housing Rehabilitation Administration Implement AI Fair Housing Actions Lead Based Paint Mitigation Non Homeless Special Needs Planning Rehabilitation Security Deposit Radon Mitigation
Description	Our analysis of impediments identified the need for more affordable housing options across the city. Furthermore, the NRSA and the LMI contain a very high percentage of rental properties. Our housing rehabilitation programs assist in keeping lower income and elderly homeowners in their homes to prevent another rental property. Other housing programs acquire blighted rental properties to redevelop the site and sell to a first time home buyer.

	Basis for Relative Priority	The Lincoln Housing Authority has funds to support extremely and very low-income renters. The majority of the federal funds under the oversight of the Urban Development, Housing Division will be targeted toward other high priority needs including homeowners and potential homeowners who are low income. The housing rehabilitation programs focus on homeowners in the NRSA and the LMI neighborhoods. These are the same areas with the oldest housing stock and with the highest potential for lead paint hazards. Our housing rehabilitation programs assist with lead hazard reduction or abatement as the case may be. This allows the lower income and/or elderly home owner to complete the needed repair that otherwise may not be completed. These areas also provide the opportunity for affordable housing for lower-income home buyers but often the rehabilitation is more extensive thus the First Home program provides for rehabilitation as well as down payment assistance.
3	Priority Need Name	Homelessness
	Priority Level	High
	Population	Extremely Low Low Large Families Families with Children Elderly Public Housing Residents Individuals Families with Children Mentally Ill Chronic Substance Abuse veterans Persons with HIV/AIDS Victims of Domestic Violence Unaccompanied Youth
	Geographic Areas Affected	City-wide Program Area

	Associated Goals	General Program Administration Homeless Provider Landlord Housing Rehabilitation Planning Reduce # becoming homelessness for the first time Reduce the length of time persons remain homeless Reduce the number of persons experiencing homeless Security Deposit
	Description	Aid those who are homeless or near homeless is a need.
	Basis for Relative Priority	The local CoC in concert with other supportive partners have worked to improve policy and program outcomes. Continue effort is often noted in community conversations.
4	Priority Need Name	Non-Homeless Persons with Special Needs
	Priority Level	High
	Population	Extremely Low Low Moderate Middle Large Families Families with Children Elderly Elderly Frail Elderly Persons with Mental Disabilities Persons with Physical Disabilities Persons with Developmental Disabilities Persons with Alcohol or Other Addictions Persons with HIV/AIDS and their Families Victims of Domestic Violence Non-housing Community Development Other
	Geographic Areas Affected	City-wide Program Area
	Associated Goals	General Program Administration Implement AI Fair Housing Actions Non Homeless Special Needs Planning

	Description	Housing rehab projects, affordable housing, community projects, policy advocacy for nonhomeless special needs.
	Basis for Relative Priority	Please see NA-45 Non-Homeless Special Needs Assessment where a description of the basis of need is found.
5	Priority Need Name	AI - Location and type of affordable housing
	Priority Level	High
	Population	Extremely Low Low Moderate
	Geographic Areas Affected	City-wide Program Area
	Associated Goals	General Program Administration Implement AI Fair Housing Actions Planning
	Description	Please reference the Analysis of Impediments to Fair Housing at http://lincoln.ne.gov/city/urban/reports/index.htm
	Basis for Relative Priority	A majority of focus group respondents and other data sources agree that, in Lincoln, the cost of housing (as a proportion of household income) is the primary factor determining where one lives; rather than a person's protected, disability or diagnosed characteristics. We assigned affordable housing as our highest priority in the Analysis of Impediments. Improving the location and type of affordable housing will improve our already low dissimilarity index values.
6	Priority Need Name	AI - Private discrimination
	Priority Level	Low

	Population	Extremely Low Low Moderate Middle Large Families Families with Children Elderly Elderly Frail Elderly Persons with Mental Disabilities Persons with Physical Disabilities Persons with Developmental Disabilities Persons with Alcohol or Other Addictions Persons with HIV/AIDS and their Families Victims of Domestic Violence Non-housing Community Development Other
	Geographic Areas Affected	City-wide Program Area
	Associated Goals	General Program Administration Implement AI Fair Housing Actions Planning
	Description	Please reference the Analysis of Impediments to Fair Housing at http://lincoln.ne.gov/city/urban/reports/index.htm
	Basis for Relative Priority	Private discrimination is illegal, but it still happens throughout the City of Lincoln and within the study area. When looking to rent or buy a home in the last five years, 6.8% of community survey respondents reported that they were discriminated against. Respondents shared examples of perceived discrimination that ranged from discrimination based on protected characteristics (i.e., gender status, disabilities, age etc.) to discrimination based on unprotected characteristics (i.e. bad credit). Through focus groups, we also heard discrimination varied in severity and degree of intentionality. We believe private discrimination is a factor that needs continued attention, and we rank it second in the Analysis of Impediments.
7	Priority Need Name	AI - Community opposition
	Priority Level	Low

	Population	Extremely Low Low Moderate Middle Large Families Families with Children Elderly Public Housing Residents
	Geographic Areas Affected	City-wide Program Area
	Associated Goals	General Program Administration Implement AI Fair Housing Actions Planning
	Description	Please reference the Analysis of Impediments to Fair Housing at http://lincoln.ne.gov/city/urban/reports/index.htm
	Basis for Relative Priority	Community opposition limits neighborhood reinvestment and locations available for public housing. Often, the opposition is based on misconceptions with little or no basis. Changing preconceived ideas and misconceptions can be a slow, subtle, hard to measure process, but even small beginning steps can make a difference. We have ranked community opposition as third within our contributing factors of segregation.
8	Priority Need Name	AI - Public transportation
	Priority Level	Low

	Population	Extremely Low Low Moderate Middle Large Families Families with Children Elderly Public Housing Residents Individuals Families with Children Elderly Frail Elderly Persons with Mental Disabilities Persons with Physical Disabilities Persons with Developmental Disabilities Persons with Alcohol or Other Addictions Persons with HIV/AIDS and their Families Victims of Domestic Violence Non-housing Community Development Other
	Geographic Areas Affected	City-wide Program Area
	Associated Goals	General Program Administration Implement AI Fair Housing Actions Planning
	Description	Availability, type, frequency, and reliability of public transportation. Please reference the Analysis of Impediments to Fair Housing at http://lincoln.ne.gov/city/urban/reports/index.htm

	Basis for Relative Priority	<p>The majority of focus group respondents and other data sources agree that, in Lincoln, the cost of housing (as a proportion of household income) is the primary factor determining where one lives; rather than a person’s protected, disability or diagnosed characteristics. In our community survey, we asked respondents to think about the types of jobs for which they were qualified, for based on factors such as work experience, job skills, and level of education. Of the responses, 38.8% said those jobs typically located in areas where housing was unaffordable, both for rent and purchase. Improving the location and type of affordable housing will positively impact education, employment, transportation, poverty exposure, environmentally healthy neighborhood opportunities.</p> <p>StarTran updates its Transit Development Plan (TDP), in effort to determine the best approach for improving and expanding transit service in Lincoln. This study included a comprehensive evaluation of the entire transit system. An extensive outreach effort was made to engage the community and determine the needs and preferences of customers. As a result of the TDP, evening service will be expanded on key routes, service frequency will be increased, and direct service routes will be added. More information on the TDP improvements can be found at lincoln.ne.gov Keyword: TDP or by contacting the city directly.</p> <p>In our community survey, 7.7% of respondents were not using the transportation of their choice and noted a need for better public transportation. We recognize that an improved transit and trail system will increase access to opportunities (i.e., job training, employment, etc.) and have ranked this factor second in importance in the Analysis of Impediments.</p>
9	Priority Need Name	AI - Lack of private investments
	Priority Level	High
	Population	Extremely Low Low Moderate Middle Large Families Families with Children Elderly Public Housing Residents
	Geographic Areas Affected	City-wide Program Area NRSA (2018)

	Associated Goals	General Program Administration Implement AI Fair Housing Actions Planning
	Description	Lack of private investments in specific neighborhoods (Grocery, Private housing) Please reference the Analysis of Impediments to Fair Housing at http://lincoln.ne.gov/city/urban/reports/index.htm
	Basis for Relative Priority	Focus group participants provided a variety of comments on needed private investment. However, a common statement centered on the need for increased grocery access. Recent trends have led to the movement of services such as grocery stores and medical clinics away from neighborhoods and toward main arterials, which limits accessibility for some people. We rank lack of specific private investments in specific neighborhoods (Grocery, Private housing) as our top issue in the Analysis of Impediments.
10	Priority Need Name	AI - The availability of affordable units
	Priority Level	High
	Population	Extremely Low Low Moderate Middle Large Families Families with Children Elderly Public Housing Residents
	Geographic Areas Affected	City-wide Program Area
	Associated Goals	General Program Administration Implement AI Fair Housing Actions Planning
	Description	The availability of affordable units in a range of sizes. Please reference the Analysis of Impediments to Fair Housing at http://lincoln.ne.gov/city/urban/reports/index.htm

	Basis for Relative Priority	When we asked focus groups and other local professionals what type of housing was needed, the most common response was an affordable three-bedroom plus unit. While a majority of community survey respondents answered 'I don't know' to question #79 'are you able to find affordable housing,' many renters and potential homeowners did rate the availability of homes difficult to find. Hence, we rate this need next as it harmonizes with the contributing factor of 'location and type of affordable housing' found in other sections. Our assessment ranks this second in the Analysis of Impediments.
11	Priority Need Name	AI - Lack of public investments
	Priority Level	Low
	Population	Extremely Low Low Moderate Middle Large Families Families with Children Elderly Public Housing Residents
	Geographic Areas Affected	NRSA (2018)
	Associated Goals	General Program Administration Implement AI Fair Housing Actions Planning
	Description	Lack of Public Investments in specific neighborhoods, including services or amenities. Please reference the Analysis of Impediments to Fair Housing at http://lincoln.ne.gov/city/urban/reports/index.htm

	Basis for Relative Priority	The need for investment in public transportation access was a concern we heard again and again. As part of the AFH Community Survey, respondents were asked if they experience impediments/ discrimination when they access community assets, services and facilities. About 84% of homeowners and 76% of renters identified low levels of impediments; they selected 1, 2, or 3 on a 1 to 5 scale. Homeowners and renters have different levels of access to community assets. Because of this, and because the Transit Development Plan update has not yet been fully implemented, we rate 'Lack of Public Investments in specific neighborhoods, including services or amenities' as our third issue in the Analysis of Impediments.
12	Priority Need Name	AI - Land use and zoning laws
	Priority Level	Low
	Population	Extremely Low Low Moderate Middle Large Families Families with Children Elderly Public Housing Residents
	Geographic Areas Affected	City-wide Program Area NRSA (2018)
	Associated Goals	General Program Administration Implement AI Fair Housing Actions Planning
	Description	Land use and zoning laws (Mobile Home Vitality, Code Enforcement). Please reference the Analysis of Impediments to Fair Housing at http://lincoln.ne.gov/city/urban/reports/index.htm
	Basis for Relative Priority	We also rate 'Land use and zoning laws (Mobile Home Vitality, Code Enforcement)' fourth. We recognize there is a need for creative redevelopment of mobile home parks. They are affordable but susceptible to substandard factors. Lastly, comments about code enforcement encouraging repairs only to a base standard were recognized. The need for zoning code modifications and code enforcement are also strategies in the Affordable Housing Coordinated Action Plan.

13	Priority Need Name	AI - Federal funding and policies
	Priority Level	High
	Population	Extremely Low Low Chronic Homelessness Individuals Families with Children Mentally Ill Chronic Substance Abuse veterans Victims of Domestic Violence Elderly Frail Elderly Persons with Mental Disabilities Persons with Physical Disabilities Victims of Domestic Violence
	Geographic Areas Affected	City-wide Program Area
	Associated Goals	General Program Administration Implement AI Fair Housing Actions Planning
	Description	Please reference the Analysis of Impediments to Fair Housing at http://lincoln.ne.gov/city/urban/reports/index.htm

	Basis for Relative Priority	<p>Funding is probably the largest contributing factor affecting the location and occupancy of the public supported housing. Adequate funding – at scale- is not available to create more publicly supported housing within this jurisdiction.</p> <p>We rank ‘Source of income discrimination (Landlord participation in the voucher program)’ as our second contributing factor in the Analysis of Impediments. Strong demand in the rental market has allowed landlords to rent units without making needed improvements. These landlords do not see the need to meet LHA’s inspections standards. Increasing housing location choice is a critical piece of the HCV program and warrants continued effort.</p> <p>Community misperceptions about people who live in publicly supported housing can cause opposition and limit neighborhood support. Often, an opposition is based on misconceptions with little or no basis. Changing preconceived ideas and correcting misconceptions can be a slow, subtle, hard to measure process, but even small beginning steps can make a difference. We have ranked community opposition as third within our contributing factors impacting publicly supported housing in the Analysis of Impediments.</p>
14	Priority Need Name	AI - Lack of affordable, accessible units
	Priority Level	High
	Population	Extremely Low Low Moderate Middle Large Families Families with Children Elderly Public Housing Residents Elderly Frail Elderly Persons with Mental Disabilities Persons with Physical Disabilities Persons with Developmental Disabilities
	Geographic Areas Affected	City-wide Program Area

	Associated Goals	General Program Administration Implement AI Fair Housing Actions Planning
	Description	Lack of affordable, accessible housing in a range of unit sizes. Please reference the Analysis of Impediments to Fair Housing at http://lincoln.ne.gov/city/urban/reports/index.htm
	Basis for Relative Priority	A majority of focus group respondents and other data sources agree that, in Lincoln, the cost of housing (as a proportion of household income) is the primary factor determining where one lives; rather than a person’s protected, disability or diagnosed characteristics. The citywide lack of sufficient affordable, accessible/available housing in a range of unit sizes for persons/households with a disability is more pronounced than for those without a disability. On average, across the housing options offered in the AFH community survey, we see that is is much more difficult for a disabled person to find housing. For rental units, a disabled household has on average a 10% greater challenge to find a suitable unit. For homes for sale, a disabled household has on average a 19% greater challenge to find a suitable unit. For this reason, we rate the factor ‘Lack of affordable, accessible housing in a range of unit sizes’ as our top priority in the Analysis of Impediments.
15	Priority Need Name	AI - Lack of affordable, integrated housing
	Priority Level	High
	Population	Extremely Low Low Moderate Middle Large Families Families with Children Elderly Public Housing Residents Persons with Mental Disabilities Persons with Physical Disabilities Persons with Developmental Disabilities Persons with Alcohol or Other Addictions
	Geographic Areas Affected	City-wide Program Area

	Associated Goals	General Program Administration Implement AI Fair Housing Actions Planning
	Description	Lack of affordable, integrated housing for individuals who need supportive services. Please reference the Analysis of Impediments to Fair Housing at http://lincoln.ne.gov/city/urban/reports/index.htm
	Basis for Relative Priority	According to John Turn of Region V Services, which serves behavioral, mental health and other disabled clients, housing for the disabled population is located together, primarily due to the affordability of the rent and location of supportive partner options. Persons in rehabilitative institutions are in facilities that provide wrap-around services. The standard for reintegration of those with a behavior disability is integration, not segregation into behaviorally disabled enclaves. Ultimately, the ideal is that all persons with any aspect of disability can be successfully integrated into their respective neighborhoods. The City has taken steps to improve access for residents with a disability and supports efforts to expand where these individuals may be able to reside. We recognize this effort must continue and rate the factor 'Lack of affordable, integrated housing for individuals who need supportive services' as our second priority in the Analysis of Impediments.
16	Priority Need Name	AI - Sidewalk maintenance
	Priority Level	Low
	Population	Extremely Low Low Moderate Middle Large Families Families with Children Elderly Public Housing Residents
	Geographic Areas Affected	City-wide Program Area
	Associated Goals	General Program Administration Implement AI Fair Housing Actions Planning

	Description	Please reference the Analysis of Impediments to Fair Housing at http://lincoln.ne.gov/city/urban/reports/index.htm
	Basis for Relative Priority	As with many communities, sidewalk maintenance can be an issue. The Lincoln sidewalk repair program is intended to make sidewalks accessible and safe for all users. The repair program objective is to repair sidewalk separations that are greater than one-half inch and comply with the maximum ADA slope criteria. Several years ago, the City initiated repair contracts to focus on repairs and construct curb ramps to meet ADA requirements. The City also offers a sidewalk reimbursement program to property owners who wish to repair their sidewalk, but funds are limited. Nevertheless, this assessment recognizes its importance and rates the factor 'sidewalk maintenance' as our third priority in the Analysis of Impediments. We have been designating our contributing factors as high or low based on how many factors were present in the Analysis of Impediments. Due to the frequency of this issue being brought up, we have chosen to elevate it to a high priority in the Analysis of Impediments.
17	Priority Need Name	AI - Access to trans for persons with disability
	Priority Level	Low
	Population	Extremely Low Low Moderate Middle Large Families Families with Children Elderly Public Housing Residents Persons with Mental Disabilities Persons with Physical Disabilities Persons with Developmental Disabilities
	Geographic Areas Affected	City-wide Program Area
	Associated Goals	General Program Administration Implement AI Fair Housing Actions Planning

	Description	Access to transportation for persons with disabilities. Please reference the Analysis of Impediments to Fair Housing at http://lincoln.ne.gov/city/urban/reports/index.htm
	Basis for Relative Priority	StarTran updated the Transit Development Plan (TDP), it is a planning effort to determine the best approach for improving and expanding transit service in Lincoln. This study included a comprehensive evaluation of the entire transit system. An extensive outreach effort was made to engage the community and determine the needs and preferences of customers. As a result of the TDP, evening service will be expanded on key routes, service frequency will be increased, and direct service routes will be added. More information on the TDP improvements can be found at lincoln.ne.gov Keyword: TDP or by contacting the city directly. In our community, survey 7.7% stated that they weren't using the transportation of their choice and noted a need for better public transportation. Of those that self-selected a household with a disability, 16% indicated they were not using the transportation of their choice. Responses varied when prompted to describe why, but we recognize the additional challenge a disability may have in accessing transportation and rank the factor 'Access to transportation for persons with disabilities' as our fourth priority in the Analysis of Impediments.
18	Priority Need Name	AI - Lack of resources for fair housing agencies
	Priority Level	High

	Population	Extremely Low Low Moderate Middle Large Families Families with Children Elderly Public Housing Residents Elderly Frail Elderly Persons with Mental Disabilities Persons with Physical Disabilities Persons with Developmental Disabilities Persons with Alcohol or Other Addictions Persons with HIV/AIDS and their Families Victims of Domestic Violence Non-housing Community Development Other
	Geographic Areas Affected	City-wide Program Area
	Associated Goals	General Program Administration Implement AI Fair Housing Actions Planning
	Description	Lack of resources for fair housing agencies and organizations. Please reference the Analysis of Impediments to Fair Housing at http://lincoln.ne.gov/city/urban/reports/index.htm
	Basis for Relative Priority	Our ability to provide fair housing testing, assessment and outreach is largely limited to our budget. Its importance to the community as a whole is why the factor 'Lack of resources for fair housing agencies and organizations' is our first priority in the Analysis of Impediments.
19	Priority Need Name	AI - Source of income discrimination
	Priority Level	Low

	Population	Extremely Low Low Moderate Large Families Families with Children Elderly Public Housing Residents Chronic Homelessness Individuals Families with Children veterans Victims of Domestic Violence Elderly Frail Elderly Persons with Physical Disabilities Victims of Domestic Violence
	Geographic Areas Affected	City-wide Program Area
	Associated Goals	General Program Administration Implement AI Fair Housing Actions Planning
	Description	Source of income discrimination (Landlord participation in the voucher program)
	Basis for Relative Priority	We select 'Source of income discrimination (Landlord participation in the voucher program)' as a contributing factor. Strong demand in the rental market has allowed landlords to rent units without making needed improvements. These landlords do not see the need to meet LHA's inspection standards. Increasing housing location choice is a critical piece of the HCV program and warrants continued effort.

Narrative (Optional)

N/A

SP-30 Influence of Market Conditions – 91.215 (b)

Influence of Market Conditions

Affordable Housing Type	Market Characteristics that will influence the use of funds available for housing type
Tenant Based Rental Assistance (TBRA)	<p>A shortage of 6,560 units of affordable and available rental units for those primarily under 50% AMI. For every 100 rental units, only 69 are available and affordable.</p> <p>The City of Lincoln does not currently operate TBRA programs. The Market Analysis does indicate a need for this type of assistance.</p>
TBRA for Non-Homeless Special Needs	<p>The City of Lincoln does not currently operate TBRA programs. The Market Analysis does indicate a need for this type of assistance.</p>
New Unit Production	<p>A shortage of some 6,560 units of affordable rental units for those primarily under 50% AMI is a primary influence. Another influence is the acquisition of blighted/substandard properties in targeted districts that are being rehabbed or rebuilt. See MA-40/ SP-55 Barriers to Affordable Housing for additional information. Additional influences can be found in the ability to properly identify vacant units through existing administrative data sources as was described in the Analysis of Impediments to Fair Housing.</p>
Rehabilitation	<p>Homeowner and rental rehabilitation are often economical ways of saving the housing stock for existing and future occupants.</p>
Acquisition, including preservation	<p>The City of Lincoln is acquiring blighted/substandard properties in targeted districts to be rehabbed or rebuilt. With home prices rising in the city according to the Lincoln Realtors Association, the need to preserve existing housing stock and build out vacant parcels and units is of importance. Additional influences were described in the Analysis of Impediments to Fair Housing.</p>

Table 49 – Influence of Market Conditions

SP-35 Anticipated Resources - 91.215(a)(4), 91.220(c)(1,2)

Introduction

The City of Lincoln receives funding from three Federal grant programs, Community Development Block Grant, Home Investment Partnership Program and Emergency Solutions Grant Program. These three grant programs combined will bring \$3,348,648 into Lincoln to support affordable housing, homelessness, and community development. CDBG and HOME program income bring \$1,155,000 in additional funding for a total of \$4,503,638 for the first year of the Consolidated Plan. All consecutive years use these same amounts as an estimate of the future entitlement funds to be received. Not included in this total is resources contributed by the State of Nebraska, Department of Health & Human Services, Homeless Shelter Assistance Trust Fund dollars which average 437,390 per year.

Anticipated Resources

Program	Source of Funds	Uses of Funds	Expected Amount Available Year 1				Expected Amount Available Remainder of ConPlan \$	Narrative Description
			Annual Allocation: \$	Program Income: \$	Prior Year Resources: \$	Total: \$		
CDBG	public - federal	Acquisition Admin and Planning Economic Development Housing Public Improvements Public Services	1,867,107	655,000	0	2,522,107	10,088,428	CDBG funds utilized in LMI neighborhoods and the NRSA will leverage other federal, local and private funds.

Program	Source of Funds	Uses of Funds	Expected Amount Available Year 1				Expected Amount Available Remainder of ConPlan \$	Narrative Description
			Annual Allocation: \$	Program Income: \$	Prior Year Resources: \$	Total: \$		
HOME	public - federal	Acquisition Homebuyer assistance Homeowner rehab Multifamily rental new construction Multifamily rental rehab New construction for ownership TBRA	1,320,227	500,000	0	1,820,227	7,280,908	Evaluation criteria for funding HOME places a heavy emphasis on financial capacity and ability to secure other funding. Match requirements will be met by donated labor, construction materials, cash and bond financing.

Program	Source of Funds	Uses of Funds	Expected Amount Available Year 1				Expected Amount Available Remainder of ConPlan \$	Narrative Description
			Annual Allocation: \$	Program Income: \$	Prior Year Resources: \$	Total: \$		
ESG	public - federal	Conversion and rehab for transitional housing Financial Assistance Overnight shelter Rapid re-housing (rental assistance) Rental Assistance Services Transitional housing	161,304	0	0	161,304	645,216	All organizations applying for ESG funds must provide a 100% match of the funds they are seeking.

Table 50 - Anticipated Resources

Explain how federal funds will leverage those additional resources (private, state and local funds), including a description of how matching requirements will be satisfied

HOME funds will be used for Habitat for Humanity to purchase buildable lots. The materials and labor for construction of the house will be donated. The 25% match requirement for the HOME funds will be exceeded on every project. The First Home Program will use HOME funds for down payment and “gap” financing for low- and moderate-income buyers purchasing new and existing houses. The assistance of non-federal funds to make new construction affordable and the HOME funds to assist the buyer in the purchase will make it possible for the buyers to obtain their first mortgage from a private lender.

CDBG funds for public facility improvements leverage funds from other City departments including Public Works & Utilities and Parks & Recreation. In most cases, CDBG provides only a portion of funds needed for infrastructure projects.

ESG Funds will be matched with local homeless shelter assistance trust funds from the State of Nebraska

If appropriate, describe publically owned land or property located within the jurisdiction that may be used to address the needs identified in the plan

The use of parkland and schools for community orchards and gardens is being explored to help address food insecurity.

All parcels (public and private) in the City are being reviewed for their potential for urban agriculture opportunities. This compiled dataset will be provided on our open data website opendata.lincoln.ne.gov

Discussion

This Strategic Plan cannot achieve the goals identified in this Consolidated using only the three federal entitlement programs. Other Federal, State and local public funds must be included. While some project/actions may include primarily public funds, public funds alone would also be insufficient to achieve the goals of this plan and private funds from individuals, non-profit organizations and private organizations will be needed. Lastly, need for fair housing testing was addressed in the Analysis of Impediments to Fair Housing. The analysis is available at <http://lincoln.ne.gov/city/urban/reports/index.htm>

SP-40 Institutional Delivery Structure – 91.215(k)

Explain the institutional structure through which the jurisdiction will carry out its consolidated plan including private industry, non-profit organizations, and public institutions.

Responsible Entity	Responsible Entity Type	Role	Geographic Area Served
LINCOLN	Government	Homelessness Non-homeless special needs Ownership Planning	Jurisdiction

Table 51 - Institutional Delivery Structure

Assess of Strengths and Gaps in the Institutional Delivery System

See the attachment "Institutional Delivery Structure" for the complete description.

Strengths in the delivery system:

- The general willingness of public and private agencies to share information and work together to accomplish goals to help the residents of our community.
- Numerous task forces bring coalitions of agencies together to coordinate services and case management for clients.

Potential gaps in the service delivery system:

- Financial support to meet individual, community, and agency needs at all levels and from both public and private resources.
- A shortage of 6,560 units of affordable and available rental units for those primarily under 50% AMI. For every 100 rental units, only 69 are available and affordable via the National Low-Income Housing coalition and 2018 HUD Comprehensive Housing Affordability Strategy data. At 80% AMI there are 99 available and affordable units

The Lincoln Housing Authority (LHA) is a partner with the Urban Development Department in trying to meet the needs for low-income housing. Urban Development makes funding available to assist homeless families with security deposits. The LHA is a governmental entity established under state law by the City of Lincoln, with a mission of providing affordable housing to the residents of Lincoln, Nebraska.

LHA - Public Housing:

The needs of those currently housed in public housing are reflective of those on the waiting list. At this

point in time, there is a six month to one year wait for an accessible unit based on the date of when applications are filed. This can change based on the level of unit turnover.

LHA - Housing Choice Voucher (HCV):

Lincoln Housing Authority selects over 1,200 households a year from the HCV waiting list, yet the waiting list remains consistent with 3,500 to 4,000 households waiting for an opportunity to participate in this affordable housing program. Depending on the preferences that an applicant claims, the estimated waiting period for an HCV is several years.

Although the Lincoln Housing Authority is a governmental entity, it does not have the power to tax, and does not receive local tax dollars. For detailed information on the Lincoln Housing Authority’s mission and annual actions we refer you to their subsequent yearly plans, please visit their website at <http://www.l-housing.com>.

Additional data and perspective can be found in the City of Lincoln's Analysis of Impediments to Fair Housing. The analysis is available at <http://lincoln.ne.gov/city/urban/reports/index.htm>

Availability of services targeted to homeless persons and persons with HIV and mainstream services

Homelessness Prevention Services	Available in the Community	Targeted to Homeless	Targeted to People with HIV
Homelessness Prevention Services			
Counseling/Advocacy	X	X	X
Legal Assistance	X	X	
Mortgage Assistance	X		
Rental Assistance	X	X	X
Utilities Assistance	X	X	X
Street Outreach Services			
Law Enforcement	X	X	
Mobile Clinics	X	X	X
Other Street Outreach Services	X	X	X
Supportive Services			
Alcohol & Drug Abuse	X	X	X
Child Care	X	X	X
Education	X	X	X
Employment and Employment Training	X	X	X
Healthcare	X	X	X
HIV/AIDS	X	X	X

Life Skills	X	X	X
Mental Health Counseling	X	X	X
Transportation	X	X	X
Other			

Table 52 - Homeless Prevention Services Summary

Describe how the service delivery system including, but not limited to, the services listed above meet the needs of homeless persons (particularly chronically homeless individuals and families, families with children, veterans and their families, and unaccompanied youth)

Lincoln’s CoC has implemented a system of Coordinated Entry (CE) to prioritize assistance towards the chronically homeless and those with the most intense service needs. Coordinated Entry is tailored to meet a variety of homeless needs, and to help individuals and families become stably housed as soon as possible. Coordinated Entry is flexible by design, with an emphasis on a universal intake form that allows homeless individuals and families to enter the system at any agency. The common in-take form allows for an efficient process to provide resources and referrals in a timely manner, regardless of the subpopulation, and also features a real-time bed inventory. Street outreach workers from Matt Talbot Kitchen & Outreach and Cedars Youth Services provide daytime shelter and meals. Dozens of housing providers work to rapidly re-house and stabilize individuals and families while supportive service providers begin case management and assess need and eligibility for mainstream resources. Transitional housing programs seek to connect clients with Section 8 vouchers or assist in establishing other independent housing options. Prevention programs are designed for housing retention with subsidies, support services and landlord risk mitigation. The CoC adopts evidence-based practices, like CE or Housing First, to help efficiently serve the needs of all people experiencing homelessness, but to also directly address the needs of the Chronically Homeless. Rapid-Rehousing has also been adopted to address the needs of families. The CoC supports organizations that concert HUD CoC program models from Transitional Housing to Rapid Rehousing Models.

Coordinated programs include:

- Lincoln Housing Authority Homeless Voucher program that targets homeless families and is coordinating with housing and service providers.
- For chronically homeless with mental health and substance abuse issues, permanent housing is provided with coordinated support services.
- Coordinated Entry Front Door/Public Access Points: Cedars, The HUB, Matt Talbot Kitchen & Outreach, CenterPointe, People’s City Mission and Family Services

Describe the strengths and gaps of the service delivery system for special needs population and persons experiencing homelessness, including, but not limited to, the services listed above

Lincoln's CoC benefits greatly from a homeless service system that has been stable and working collaboratively for more than 25 years. Agencies are well established, benefit from knowledgeable leadership, and ground level staff that historically has remarkably low turnover. The CoC works together well and has frequently shared or pooled resources to address issues from a community-wide perspective, as opposed to viewing services through a singular agency view. For example, agencies collaborated to distribute federal rent and utility assistance during the pandemic via the CARES Act, obtained funding for case managers to assist with SSI and SSDI applications, plan and administer mobile health clinics, organize and develop community-wide projects like Project Homeless Connect,

implemented a Coordinated Entry system, and worked collectively to establish community wide diversion programming.

A smooth delivery system, from outreach, emergency shelter, transitional housing, supportive housing, and ultimately independent living, is a strength of Lincoln's CoC. Other System strengths include Improved outcomes in terms of reducing the numbers of persons experiencing homelessness as well as key subpopulations including Veterans, youth, and families with children. Implementation of system-wide practices intended to rapidly address the housing needs of those with the most severe needs and to allocate assistance system wide based on severity of need for assistance; Implementation of the evidence-based practices listed above including Housing First Rapid Rehousing, Person Centered Care, and Trauma informed care to more effectively meet the needs of those experiencing homelessness. Increased coordination with all community agencies serving or interfacing with people experiencing homelessness in the community.

Gaps include:

- Lack of additional rapid rehousing units to serve families experiencing homelessness.
- Lack of additional affordable housing resources so that families and disabled individuals placed in housing can sustain the housing long term.

Provide a summary of the strategy for overcoming gaps in the institutional structure and service delivery system for carrying out a strategy to address priority needs

Provide support to providers in implementing evidence-based practices. Implementation of these practices requires training and support to providers in understanding the practice, understanding the required fidelity to the model, and support in transitioning from current approaches to the new model. Use the implemented city-wide system of coordinated entry to more fully identify the gaps in housing resources and base decisions on how HUD homeless assistance resources are allocated on the needs identified through the coordinated entry. Continue policy of close cooperation with the US Department of Veterans Affairs (VA) in implementing strategies to end Veteran homelessness.

SP-45 Goals Summary – 91.215(a)(4)

Goals Summary Information

Sort Order	Goal Name	Start Year	End Year	Category	Geographic Area	Needs Addressed	Funding	Goal Outcome Indicator
1	Reduce the length of time persons remain homeless	2023	2027	Homeless	City-wide Program Area	Homelessness	ESG: \$268,840	Other: 5 Other
3	Reduce the number of persons experiencing homeless	2023	2027	Homeless	City-wide Program Area	Homelessness	ESG: \$268,840	Other: 100 Other
4	Reduce # becoming homelessness for the first time	2023	2027	Homeless	City-wide Program Area	Homelessness	ESG: \$268,840	Other: 50 Other

5	Implement AI Fair Housing Actions	2022	2027	Analysis of Impediments to Fair Housing	City-wide Program Area	AI - Access to trans for persons with disability AI - Community opposition AI - Federal funding and policies AI - Lack of affordable, accessible units AI - Lack of affordable, integrated housing AI - Lack of private investments AI - Lack of public investments AI - Lack of resources for fair housing agencies AI - Land use and zoning laws AI - Location and type of affordable housing AI - Private discrimination AI - Public transportation AI - Sidewalk	CDBG: \$0 HOME: \$0 ESG: \$0	Other: 40 Other
---	-----------------------------------	------	------	---	------------------------	--	------------------------------------	--------------------

Sort Order	Goal Name	Start Year	End Year	Category	Geographic Area	Needs Addressed	Funding	Goal Outcome Indicator
						maintenance AI - Source of income discrimination AI - The availability of affordable units Affordable Housing Neighborhood Revitalization Non-Homeless Persons with Special Needs		
6	Security Deposit	2022	2027	Affordable Housing Homeless	City-wide Program Area	Affordable Housing Homelessness	HOME: \$125,000	Tenant-based rental assistance / Rapid Rehousing: 225 Households Assisted
7	Homeless Provider Landlord Housing Rehabilitation	2022	2027	Affordable Housing Homeless	Low- and Moderate-Income Area City-wide Program Area NRSA (2018)	Homelessness	CDBG: \$0	Rental units rehabilitated: 0 Household Housing Unit
8	Construction of Housing	2022	2027	Affordable Housing	Low- and Moderate-Income Area NRSA (2018)	Affordable Housing Neighborhood Revitalization	HOME: \$2,158,410	Homeowner Housing Added: 15 Household Housing Unit

Sort Order	Goal Name	Start Year	End Year	Category	Geographic Area	Needs Addressed	Funding	Goal Outcome Indicator
9	Acquisition	2022	2027	Affordable Housing	City-wide Program Area	Affordable Housing	HOME: \$750,000	Homeowner Housing Added: 15 Household Housing Unit
10	Direct Homeownership Assistance	2022	2027	Affordable Housing	Low- and Moderate-Income Area City-wide Program Area NRSA (2018)	Affordable Housing	HOME: \$5,057,845	Direct Financial Assistance to Homebuyers: 300 Households Assisted
11	Public Service - CBDO	2022	2027	Non-Housing Community Development	City-wide Program Area NRSA (2018)	Neighborhood Revitalization	CDBG: \$678,710	Public service activities other than Low/Moderate Income Housing Benefit: 467570 Persons Assisted Public service activities for Low/Moderate Income Housing Benefit: 500 Households Assisted
12	Public Service - Community Crops	2022	2027	Non-Housing Community Development	City-wide Program Area	Neighborhood Revitalization	CDBG: \$125,000	Public service activities other than Low/Moderate Income Housing Benefit: 3500 Persons Assisted

Sort Order	Goal Name	Start Year	End Year	Category	Geographic Area	Needs Addressed	Funding	Goal Outcome Indicator
13	Lead Based Paint Mitigation	2023	2027	Affordable Housing	Low- and Moderate-Income Area City-wide Program Area NRSA (2018)	Affordable Housing	CDBG: \$1,190,660	Homeowner Housing Rehabilitated: 50 Household Housing Unit
14	Rehabilitation	2023	2027	Affordable Housing	Low- and Moderate-Income Area City-wide Program Area NRSA (2018)	Affordable Housing Neighborhood Revitalization	CDBG: \$4,538,780	Homeowner Housing Rehabilitated: 400 Household Housing Unit
15	Livable Neighborhood Improvements	2023	2027	Non-Housing Community Development	Low- and Moderate-Income Area Antelope Valley Area South Capital (2018) NRSA (2018)	Neighborhood Revitalization	CDBG: \$625,000	Other: 100 Other
16	Non Homeless Special Needs	2023	2027	Non-Homeless Special Needs	City-wide Program Area	Affordable Housing Neighborhood Revitalization Non-Homeless Persons with Special Needs	CDBG: \$150,000	Homeowner Housing Rehabilitated: 15 Household Housing Unit Other: 5 Other

Sort Order	Goal Name	Start Year	End Year	Category	Geographic Area	Needs Addressed	Funding	Goal Outcome Indicator
17	Housing Rehabilitation Administration	2023	2027	Affordable Housing	City-wide Program Area	Affordable Housing	CDBG: \$2,485,865	Other: 100 Other
18	Home Program Administration	2023	2027	Affordable Housing	City-wide Program Area	Affordable Housing	HOME: \$628,490	Other: 100 Other
19	Home CHDO Operating Cost	2023	2027	Affordable Housing	NRSA (2018)	Affordable Housing Neighborhood Revitalization	HOME: \$181,390	Other: 100 Other

20	Planning	2023	2027	Administration	Low- and Moderate-Income Area City-wide Program Area Antelope Valley Area South Capital (2018) NRSA (2018)	AI - Access to trans for persons with disability AI - Community opposition AI - Federal funding and policies AI - Lack of affordable, accessible units AI - Lack of affordable, integrated housing AI - Lack of private investments AI - Lack of public investments AI - Lack of resources for fair housing agencies AI - Land use and zoning laws AI - Location and type of affordable housing AI - Private discrimination AI - Public transportation AI - Sidewalk	CDBG: \$1,223,745	Other: 100 Other
----	----------	------	------	----------------	--	--	----------------------	---------------------

Sort Order	Goal Name	Start Year	End Year	Category	Geographic Area	Needs Addressed	Funding	Goal Outcome Indicator
						maintenance AI - Source of income discrimination AI - The availability of affordable units Affordable Housing Homelessness Neighborhood Revitalization Non-Homeless Persons with Special Needs		

21	General Program Administration	2023	2027	Administration	Low- and Moderate-Income Area City-wide Program Area Antelope Valley Area South Capital (2018) NRSA (2018)	AI - Access to trans for persons with disability AI - Community opposition AI - Federal funding and policies AI - Lack of affordable, accessible units AI - Lack of affordable, integrated housing AI - Lack of private investments AI - Lack of public investments AI - Lack of resources for fair housing agencies AI - Land use and zoning laws AI - Location and type of affordable housing AI - Private discrimination AI - Public transportation AI - Sidewalk	CDBG: \$1,267,775	Other: 100 Other
----	--------------------------------	------	------	----------------	--	--	-------------------	------------------

Sort Order	Goal Name	Start Year	End Year	Category	Geographic Area	Needs Addressed	Funding	Goal Outcome Indicator
						maintenance AI - Source of income discrimination AI - The availability of affordable units Affordable Housing Homelessness Neighborhood Revitalization Non-Homeless Persons with Special Needs		
23	Public Service - RentWise	2023	2027	Non-Housing Community Development	City-wide Program Area	Neighborhood Revitalization	CDBG: \$125,000	Public service activities other than Low/Moderate Income Housing Benefit: 1000 Persons Assisted
24	Radon Mitigation	2023	2027		Low- and Moderate-Income Area City-wide Program Area NRSA (2018)	Affordable Housing	CDBG: \$200,000 HOME: \$200,000	Homeowner Housing Rehabilitated: 240 Household Housing Unit

Table 53 – Goals Summary

Goal Descriptions

1	Goal Name	Reduce the length of time persons remain homeless
	Goal Description	<p>Reduce the length of time persons remain homeless in Lincoln</p> <p>Baseline: FY 22 44 days</p> <p>The median length of homeless, a measure of ESG rapid rehousing assistance. (CoC System Measure 1.1)</p> <p>5 year goal: 39 days (reducing median length of time persons remain homeless by one day per year over the next five years)</p>
3	Goal Name	Reduce the number of persons experiencing homeless
	Goal Description	<p>Reduce the number of homeless people in Lincoln</p> <p>Baseline: FY22 1,348 persons</p> <p>A measure of all components of ESG assistance, prevention, diversion, shelter, and rapid rehousing. (CoC System Performance Measure Metric 1.1)</p> <p>5 year goal: 1,248 (reduce baseline number by -(20) per year)</p>
4	Goal Name	Reduce # becoming homelessness for the first time
	Goal Description	<p>Reduce the number of people who become homeless for the first time in Lincoln</p> <p>Baseline: FY22 931</p> <p>A measure of ESG prevention/diversion program assistance. (CoC System Performance metric 5.2)</p> <p>5 year goal: 881 (reducing first time homelessness by 10 per year over five years)</p>

5	Goal Name	Implement AI Fair Housing Actions
	Goal Description	<p>Implement Analysis of Impediments to Fair Housing Goals in Lincoln</p> <p>Select fair housing impediments (see Analysis of Impediments) will be a project within this goal. Each fair housing project will work to complete actions described in the Analysis of Impediments to Fair Housing. The city will only report on those actions delegated to it in this plan.</p> <p>The Analysis of Impediments to Fair Housing created 12 unique actions. A list of events for each year is found in the 'Analysis of Impediments to Fair Housing Implementation Schedule' found at lincoln.ne.gov keyword urban. Navigate to reports, and then to mandated reports/</p>
6	Goal Name	Security Deposit
	Goal Description	The City of Lincoln will support the transition of homeless persons into housing solutions through rental security deposit assistance.
7	Goal Name	Homeless Provider Landlord Housing Rehabilitation
	Goal Description	The City of Lincoln will reduce barriers to rehousing the homeless by creating a pool of resources for landlords who choose to house those exiting homelessness. These resources are needed to rehabilitate units should damages occur, and to bring lower quality units up to standard for use by those exiting homelessness.
8	Goal Name	Construction of Housing
	Goal Description	<p>New affordable housing will be constructed for low to moderate-income households.</p> <p>Substantial Update #1: Moved 200,000 to Radon Mitigation</p>
9	Goal Name	Acquisition
	Goal Description	The City of Lincoln will acquire dilapidated housing and land to be converted into affordable housing.
10	Goal Name	Direct Homeownership Assistance
	Goal Description	Direct homeownership assistance will be given to our first time home buyer households.

11	Goal Name	Public Service - CBDO
	Goal Description	Public service assistance - via CDBO - for first time home buyer education training and Neighbor Works Lincoln neighborhood revitalization activities.
12	Goal Name	Public Service - Community Crops
	Goal Description	Public service provided by community crops to engage low to moderate persons who wish to participate in community gardening.
13	Goal Name	Lead Based Paint Mitigation
	Goal Description	Lead-based paint mitigation for low to moderate income households. Substantial Update #1: Moved 200,000 to Radon Mitigation
14	Goal Name	Rehabilitation
	Goal Description	Rehabilitation of households via the emergency repair program or direct and deferred loan program.
15	Goal Name	Livable Neighborhood Improvements
	Goal Description	Livable neighborhood improvements will be directed by the city's livable neighborhood collaborative agenda. The city will improve areas where at least 51% of the benefit area is low to moderate income. 100 percent of these funds will be spent toward eligible improvements.
16	Goal Name	Non Homeless Special Needs
	Goal Description	The City of Lincoln will contribute to addressing non homeless special needs through its barrier removal program and policy support efforts.
17	Goal Name	Housing Rehabilitation Administration
	Goal Description	Housing Rehabilitation Administration

18	Goal Name	Home Program Administration
	Goal Description	Home Program Administration
19	Goal Name	Home CHDO Operating Cost
	Goal Description	Home CHDO Operating Cost
20	Goal Name	Planning
	Goal Description	Planning completed by the Livable Neighborhoods staff.
21	Goal Name	General Program Administration
	Goal Description	General Program Administration
23	Goal Name	Public Service - RentWise
	Goal Description	Public service provided by Nebraska Housing Developers Association (i.e., RentWise) to engage in renter education which has been shown to reduce eviction rates and increased housing stability.
24	Goal Name	Radon Mitigation
	Goal Description	Radon mitigation for low to moderate-income households.

Estimate the number of extremely low-income, low-income, and moderate-income families to whom the jurisdiction will provide affordable housing as defined by HOME 91.315(b)(2)

Of the fifty households projected to participate in our First Home Program annually, we estimate one household will be extremely low income, sixteen will be low income and thirty-three will be moderate income. Habitat for Humanity should complete construction of three homes annually on lots acquired with HOME funds. Of those three, two are estimated to be low income and one extremely low income. The Troubled Property Program, administered by NeighborWorks-Lincoln, should complete construction on two new houses annually, both of which will have low-income buyers. The RESCUE Program uses HOME funds to purchase and rehabilitate or redevelop properties. The buyers of these

properties are then assisted under the First Home Program. Since the City provides HOME assistance to develop the units and HOME funds to lower the purchase price for the buyer, the resale provision is not used with these programs. The properties are sold for a fair market price by the PJ or the nonprofit housing developer to a qualified buyer and the PJ recovers an amount up to the net proceeds available from the sale. The development subsidy (the difference between the cost of producing the unit and the value of the unit) is a grant.

SP-50 Public Housing Accessibility and Involvement – 91.215(c)

Need to Increase the Number of Accessible Units (if Required by a Section 504 Voluntary Compliance Agreement)

LHA has not experienced a strong demand for additional wheelchair accessible units within the Public Housing program. LHA intends to continue adding wheelchair accessible units as it develops new properties.

Activities to Increase Resident Involvements

A resident advisory council meets at least annually to review LHA practices and procedures, and particularly the Moving To Work Annual Plan. In addition, Mahoney Manor has a standing resident council that provides regular resident feedback and involvement.

Is the public housing agency designated as troubled under 24 CFR part 902?

No

Plan to remove the ‘troubled’ designation

N/A

SP-55 Barriers to affordable housing – 91.215(h)

Barriers to Affordable Housing

Zoning, subdivision regulations, building/life safety codes, development policy relating to housing developments, can impact the development of new affordable housing, rehabilitation of existing affordable housing, and creation of housing for special populations. For example, new affordable housing development could be hindered by requiring large minimum lot sizes in newly developing areas of Lincoln. However, planned unit developments offer flexible development options which may allow housing developers to include affordable housing in their plans.

The rehabilitation of existing structures for affordable housing can also be hindered by existing building codes. The City does not have a rehabilitation subcode, which would allow for more flexibility in the rehabilitation of existing structures. Those who wish to rehabilitate the upper floors of commercial buildings, deconvert converted single-family homes, and reuse industrial or other building types may find the cost of meeting codes for new structures cost prohibitive. Increased property taxes may discourage the rehabilitation of existing housing and maintenance of housing. Property values may increase due to the rehab improvements resulting in a corresponding increase in property assessments, resulting in an increase in annual owner costs.

Although additional resources have come available, local incentives to develop and preserve affordable housing are mostly limited to financial incentives provided through federal sources (directly or indirectly through the state and local government, private, and nonprofit entities). Due to State Law, the City cannot provide local tax breaks for affordable housing (i.e., tax abatement). The funds the City contributed in the past toward affordable housing was primarily federal (i.e. CDBG and HOME) and insufficient in addressing existing needs. However, as a result of the *Lincoln Affordable Housing Coordinated Action Plan, South of Downtown Area Redevelopment and Strategic Plan*, changes to the TIF policy, expansion of Community Development Resources (CDR), and additional funds available through the City of Lincoln General Fund more local funds have become available.

The Analysis of Impediments to Fair Housing found that Impact fees are still a problem for developers. This facet among others was broadly discussed within our affordable housing development focus group. Supportive documents can be found at <http://lincoln.ne.gov/city/urban/reports/index.htm> *The actual cost of development yields a basis that the residents of Lincoln pay to subsidize new home construction.* The balance between private investment and public subsidy will continue to be a friction point between competing interests.

Strategy to Remove or Ameliorate the Barriers to Affordable Housing

1. Funding: Directly from the *Lincoln Affordable Housing Coordinated Action Plan* are strategies to share risk and provide gap financing for affordable housing. Strategies identified and incorporated here to reduce barriers caused by lack of funding are:

Development of a lending consortium – a cooperative venture among lending institutions to spread individual risk, provide a pool of capital, provide gap financing, provide short-term financing, provide interim financing, and fund neighborhood stabilization programs such as rehab grants for first-time homebuyers. According to their website, “Community Development Resources (CDR) is a Non-profit 501(c)3 organization...whose mission is to provide capital, technical assistance, and training opportunities for small business in the State of Nebraska.” As a result of the Affordable Housing Action Plan, the City and other stakeholder worked with CDR to expand its mission to include affordable housing and serve in the capacity of a lending consortium. The City supports CDR and will continue to do so as a means to reduce the barrier of lack of funding.

Housing Trust Fund – similar to a lending consortium with increased local control and flexibility. Although the City has not developed a Housing Trust Fund, through the budgetary process, local funds have been allocated for affordable housing.

Tax Increment Financing (TIF) – will continue to be used by the City to assist in gap financing for TIF eligible Low Income Housing Tax Credit projects and other housing projects that include affordable housing.

2. Zoning: One of the Plan’s recommendations is to, “Ensure policies and codes support affordable housing.” As a result, a series of text amendments to Title 27 (Zoning) of the Lincoln Municipal Code were enacted. Not all targeted affordable housing directly, but by increasing the supply and diversity of housing options, more affordable units will be freed up as higher income families move up into new units. According to the Lincoln-Lancaster County Planning Department, the “...list of amendments was chosen as the starting point for implementing the recommendations within the Lincoln Affordable Housing Coordinated Action Plan but is by no means comprehensive. The changes include topics the Plan recommended addressing as well as other changes that reflect trends in approved projects and waivers. This is just the first step in the process to support more affordable housing development.” Amendments were made to height and parking requirements, administrative approvals, reducing setbacks, allowing rebuilding on nonconforming lots among others. An additional change was to allow the subdivision of pre-1953 parcels into multiple lots for each building without meeting requirements of Chapter 27.72 Height and Lot Regulations, including but not limited to minimum setbacks, lot width, and lot area and/or requirements of Chapter 27.67 Parking, to create a new lot for each building. Review of the impacts of zoning creating barriers to affordable housing will continue.

3. Requiring developers to construct or preserve affordable housing as part of their plans: the City’s revised TIF Policy (2027) requires that, “If the project proposes the elimination of existing affordable housing, there is an expectation that displaced units will be replaced on a one-to-one basis. Alternatively, the project may make an equitable in-lieu-of contribution.” This policy will continue and contribute to reducing this barrier.

Other Efforts

Other efforts to reduce or eliminate barriers include:

- The City offers an impact fee exemption to low-income, owner-occupied home buyers. This popular and successful program has been in existence for six years. The funding source is the City's, General Fund. The purpose of the incentive is to provide home buyers with additional funds for down payment or payment of fees associated with originating their mortgage, rather than using those funds for impact fees.
- The Urban Development Department and NeighborWorks®Lincoln have established programs to help finance the rehabilitation of owner-occupied units in the NRSA and LMI areas that help to remove or ameliorate financial barriers to potential first time homebuyers.

Lastly, interdepartmental meetings within the City of Lincoln are on-going, to address the need for more affordable housing and removal of additional barriers identified through this process.

SP-55 Additional Text, Barriers to Affordable Housing 1

Unless a project includes TIF financing, the City also does not require developers to construct or preserve affordable housing as part of their plans. For example, tearing down low-income housing to build higher income housing in older areas can displace households and reduce their affordable housing options. The lack of both a carrot-and-stick approach to developing and preserving affordable housing could contribute to the existing supply problem

Service providers and landlords both public/private find that federal regulations and programs are difficult to work with at times. Strict federal program requirements addressing specific local needs can be difficult. Lead-based paint abatement requirements are an unfunded mandate that adds to the cost of rehabilitation projects and, therefore, makes some projects unfeasible. Environmental regulations can also add to the cost of developing affordable housing when utilizing Federal resources.

The City also limits the number of non-related persons living together, and it limits the number of people who can occupy a sleeping quarter regardless of cultural norms. Furthermore, the Lincoln Housing Authority mandates that children of different genders past a certain age have their own room. There is a belief that this leads to the possible underutilization of existing housing supply.

The City is also moving towards phasing out mobile home parks; however, existing mobile home parks may not have been fully been approached to retool into tiny home developments or other nuanced options.

The City uses minimum parking standards which drives up the cost of development and redevelopment. Although many of these were revised in recent years. This idea is noted in the AI and is slated for future review. As part of that review, the idea of switching to maximum parking requirements from minimum standards is being explored. This issue is also addressed in the *Lincoln Affordable Housing Coordinated Action Plan* and , as a result, there have been some modifications to parking requirements in the zoning

code.

Lastly, local NIMBYism limits the placement of affordable housing solutions. There is an unfounded fear that low-income households bring crime and degrade established neighborhoods.

SP-55 Additional Text, Barriers to Affordable Housing 2

The cost of development ready land has a significant impact on the cost of housing, as identified in the *Lincoln Affordable Housing Coordinated Action Plan*. Land and infrastructure (water, sewer, storm sewer and streets) are two main factors in the cost of developing any type of housing unit. Few mechanisms exist to control increasing lot costs resulting in more costly development and housing prices.

Although additional resources have come available, local incentives to develop and preserve affordable housing are mostly limited to financial incentives provided through federal sources (directly or indirectly through the state and local government, private, and nonprofit entities). Due to State Law, the City cannot provide local tax breaks for affordable housing (i.e., tax abatement). In the past, the funds the City contributed toward affordable housing were federal (i.e. CDBG and HOME) and insufficient in addressing existing needs. Although additional local sources have increased in the last few years, funding remains a barrier.

SP-60 Homelessness Strategy – 91.215(d)

Reaching out to homeless persons (especially unsheltered persons) and assessing their individual needs

The most efficient strategy for ending homelessness is prevention. This can be accomplished through a vigorous outreach effort that provides key support for homeless individuals and families and allows those at risk of homelessness to stay housed. Lincoln’s CoC has developed a community-wide Coordinated Entry System, which allows five agencies (Cedars, The HUB, Matt Talbot Kitchen & Outreach, and The People’s City Mission) to serve as the “front door” to services. Lincoln’s CoC follows these basic prevention strategies related to outreach:

- Continue to develop community in-take process and coordinated assessment system, which links to universal waitlist process, and is embedded in HMIS.
- Continue to develop real-time Housing Inventory availability across the CoC.
- Develop Coordinated assessment system linked to application/eligibility determination for mainstream assistance programs such as SNAP, TANF, and Medicaid.
- Create standards for Case Management services using evidence-based practices to support outreach efforts.
- Ensure the full range of homeless prevention and assistance interventions (including Shelter, rapid re-housing, housing stabilization, and permanent supportive housing) are available and there are minimal barriers to assistance for anyone in emergency need.

Continue to develop community in-take process and coordinated assessment system, link to universal waitlist process, embedded in HMIS.

Addressing the emergency and transitional housing needs of homeless persons

Lincoln’s Coordinated Entry system is the first step in developing an efficient, systematic, and rapid response to the housing needs of homeless persons or homeless families. The following goals outline CoC strategies for assessing and providing emergency and transitional housing needs and services:

- Prioritizing homeless assistance through coordinated entry to those most at risk.
- Using the Housing First model to rapidly place the most vulnerable in housing and sustain them in maintaining the housing.
- Provide an immediate assessment of housing needs.
- Continue to develop real-time Housing Inventory availability across the CoC.
- Ensure the full range of homeless prevention and assistance interventions (including Shelter, rapid re-housing, housing stabilization, and permanent supportive housing) are available and there are minimal barriers to assistance for anyone in emergency need.

- Assess the feasibility of deploying a “system navigator” function/position to align and coordinate services at the individual and family level across sectors and at different levels of service delivery.

Utilize existing employment preparation programs by strengthening coordination between Workforce Investment Boards, Department of Labor, and employment training offered by homeless service providers.

Helping homeless persons (especially chronically homeless individuals and families, families with children, veterans and their families, and unaccompanied youth) make the transition to permanent housing and independent living, including shortening the period of time that individuals and families experience homelessness, facilitating access for homeless individuals and families to affordable housing units, and preventing individuals and families who were recently homeless from becoming homeless again.

- The CoC has expanded the inventory of rapid rehousing and has worked with providers to transition to this service delivery model. RRH will reduce the length of time that families are homeless. Case management will continue beyond the rental assistance to support the full transition to permanent housing. Families with ongoing subsidy needs will be supported in accessing mainstream housing resources
- Chronically homeless are being addressed through the increase in numbers of units of permanent supportive housing, the evidence-based strategy for addressing chronic homelessness. Combined with the system wide coordinated entry, chronically homeless will be prioritized for housing and supported through Housing First in maintaining that housing.

Linkages continue to be maintained with the Lincoln Housing Authority to prioritize persons who have experienced homelessness for housing assistance.

Help low-income individuals and families avoid becoming homeless, especially extremely low-income individuals and families who are likely to become homeless after being discharged from a publicly funded institution or system of care, or who are receiving assistance from public and private agencies that address housing, health, social services, employment, education or youth needs

Over the course of the past decade in working to end homelessness in Lincoln, all systems have developed formal discharge policies. The current discharge policies for child welfare (foster care), juvenile and adult justice, and institutions of mental and physical health, have the following commonalities: 1) Comprehensive discharge planning begins at the time of admission or entry and is essential to constituent and community health and safety; 2) Discharge planning includes a continuous collaborative interdisciplinary process, including the individual, family, and significant others, ensuring

individualized aftercare plans to address specific problems or needs with the goal of community adjustment; 3) With the exception of county level adult corrections and short-term incarcerations, all systems develop a written plan, (aftercare, reentry, transitional living) identifying an agency or person(s) responsible to support the individual in making a successful transition.

SP-65 Lead based paint Hazards – 91.215(i)

Actions to address LBP hazards and increase access to housing without LBP hazards

The Urban Development Department is involved with between 80 to 120 housing units a year providing rehabilitation and homeownership assistance. Urban Development operates various in-house rehabilitation programs and works with several nonprofit organizations to provide a full range of housing options. All of the in-house rehabilitation projects receive a lead paint inspection based on the requirements set forth in 24 CFR Part 35 by one of the three Housing Rehabilitation Specialists who are Certified Lead Risk Assessors. They also lend their technical expertise to assist smaller nonprofits that have lead procedure questions. Rehabilitation Specialists work closely with staff from the Lancaster County Property Management Department, who provide X-Ray Fluorescence (XRF) testing. The First Home Program is administered by NeighborWorks®Lincoln, HOME funds from the Urban Development Department. The funds are used to provide down payment and rehabilitation assistance. The Rehabilitation Specialist that conducts the housing inspections for NeighborWorks®Lincoln is also a Certified Lead Risk Assessor.

The City of Lincoln, Urban Development Department is the 2021 grant recipient and lead for the City's \$3,400,000 Lead-Based Paint Hazard Control Grant and Healthy Homes Supplemental Funding and is partnering with the Lincoln Lancaster County Health Department (LLCHD). Urban Development leads the Lead Hazard Control Program, eliminating or reducing lead hazards in the homes of with children under age six. years. LLCHD conducts outreach to residents and leads the Healthy Homes component. Lincoln's program is intended to be holistic with Urban Development and LLCHD staff working in partnership to improve the lives of families and households in Lincoln.

The goals of Lincoln's Lead Hazard Control Program are:

1. Protect children under six years of age from lead poisoning by providing grants to remove lead-based paint hazards to eligible households in conjunction with increasing health screening and public education.
2. Increase the number of lead-safe and healthy housing units resulting in preservation of Lincoln's affordable housing stock.
3. Promote training and employment for area residents to meet the need for contractors and to hire their employees.

An estimated 165 units will receive lead hazard control intervention. The interventions will be primarily interim controls with component replacement where most effective. Lead Hazard Control work focuses on eligible properties within the city, primarily in properties in which children under six years of age have Elevated Blood Levels (EBLs). Work includes intake, lead inspection/risk assessment/clearance of eligible properties, lead hazard control strategies, historic preservation, specification development,

financing of the interventions, relocation when needed, construction, education and information efforts, and program evaluation.

The grant period is through July 2024 and Urban Development intends to re-apply for another three-year grant to continue the program.

How are the actions listed above related to the extent of lead poisoning and hazards?

According to the National Safety Council, about two-thirds of homes built before 1940, half of the homes built between 1940 and 1960 and a lesser number of homes built between 1961 and 1978 contain lead from lead-based paint. In the City of Lincoln low- to moderate- income area, there are 50,237 housing units; 13,839 are owner-occupied and 10,681 are rentals. 2,234 units have no built year attached to them and will not be used in this assessment. It is estimated that lead can be found in two-thirds or 3,472 of the 5,260 owner-occupied houses built before 1940. Of the 3,047 built between 1940 and 1960, one-half or 1,524, probably contain lead. The data are unclear as to percentage but a reasonable figure of one-third or 799 of the 2,663 homeowner houses built between 1960 and 1979 contained lead. In the LMI area, 5,795 owner-occupied houses are estimated to contain lead. The City of Lincoln's housing rehabilitation programs address lead paint issues as required and have reduced this number further. Two thirds or 5,454 of the 8,262 rental units built before 1940 are likely to contain lead. Of the additional 3,426 units built between 1940 and 1960, about one-half or 1,713 contain lead. Another 10,043 rental units were built between 1960 and 1979, of which an estimated one-third or 3,314 contain lead. In the LMI area, 10,481 rental units are estimated to contain lead.

How are the actions listed above integrated into housing policies and procedures?

Since 2002, the City of Lincoln has integrated lead-based paint hazard reduction activities into their HUD-assisted housing policies and programs. Every rehabilitation project file contains an additional checklist which is a review of the requirements in 24CFR Part 35.

SP-70 Anti-Poverty Strategy – 91.215(j)

Jurisdiction Goals, Programs and Policies for reducing the number of Poverty-Level Families

Reducing the number of families living at the poverty-level can only be accomplished with a community-wide effort: HUD programs cannot do it all.

The work of social service providers in efforts to achieve this goal include programs offered by the Community Action Partnership (CAP) of Lancaster and Saunders Counties, a nonprofit agency that has often been a leader in reducing poverty by working with families in moving them towards self-sufficiency. Lincoln's CoC and other agencies provide case management targeted at special populations such as people with developmental disabilities or illness or people with substance abuse problems. Examples of such agencies are St. Monica's, Fresh Start, Catholic Social Services, Cedar's Youth Services, CenterPointe, and Vocational Rehabilitation. The Center for People in Need is also a community leader in working to reduce poverty. Its mission is to provide comprehensive services and opportunities to support low-income, high needs families and individuals as they strive to lift themselves out of poverty and achieve economic self-sufficiency. In support of this mission, they assist other human service agencies that are providing for the social and economic needs of low-income, high needs families and individuals; provide for the emergency, basic needs of families through delivery of direct services; actively advocate for systemic changes through federal, state and local policy makers; and develop and support educational programs, increase job training, and improve computer skills for low-income workers.

Providing affordable housing is a primary goal for reducing poverty. In keeping with the goals, programs, and policies outlined in this Strategic Plan, Urban Development works and coordinates with the agencies listed below and others in producing and preserving affordable housing stock:

- NeighborWorks Lincoln through the Homebuyer Training Program, Troubled Property Program, and the First Home Program which assists with down payment assistance. NeighborWorks has launched a Community Land Trust creating quality, affordable housing for homeownership and rental units.
- Habitat for Humanity purchasing lots to build new affordable housing.
- The Lincoln Housing Authority which administers the Security Deposit Program.
- The League of Human Dignity which operates the Barrier Removal Program.
- South of Downtown Community Development Organization developing affordable housing in conjunction with NWL's Community Land Trust.
- Community Development Resources (CDR) providing funding for affordable housing.
- NIFA and private developers in Low Income Housing Tax Credit (LIHTC) projects.

Good-paying jobs are also a priority goal for reducing poverty. The Greater Lincoln Workforce Development Board oversees the implementation and operation of the Lincoln Area Workforce System and the American Job Center that offers expanded services to job seekers and area businesses. We will

inform our clients of Community HOPE Federal Credit Union which is a low-income designee credit union that offers credit-building assistance, credit education, and low-interest payday lending at 28% annually.

How are the Jurisdiction poverty reducing goals, programs, and policies coordinated with this affordable housing plan

HOME funds will be used for Habitat for Humanity to purchase buildable lots. The materials and labor for construction of the house will be donated. The 25% match requirement for the HOME funds will be exceeded on every project. The First Home Program will use HOME funds for a down payment and “gap” financing for low- and moderate-income buyers purchasing new and existing houses. The assistance of non-federal funds to make new construction affordable and the HOME funds to assist the buyer in the purchase will make it possible for the buyers to obtain their first mortgage from a private lender. Urban Development works closely with the Lincoln Housing Authority, private sector landlords, and social service agencies in a variety of ways. Lincoln’s CoC developed a subcommittee, dubbed the Project Landlord and Consumer Engagement Committee, or “PLACE,” to specifically enhance coordination between private landlords who house social service agency clients. Through PLACE, partnering landlords agreed to consider involvement in case management with social service agencies as an additional screening criterion. Landlords benefited from problem prevention through regular home visits from case management staff, neutral party mediation, and formalized partnerships with agencies who provide needed services to at-risk renters.

The City of Lincoln, through its Urban Development Department, also assists with Community Land Trust and LIHTC projects through TIF financing, TIF Administrative funds, and Turnback Tax financing.

A staff member serves as the “Driver” for Prosper Lincoln’s Affordable Housing component.

SP-70 Additional text: Jurisdiction Goals, Programs, and Policies for reducing the number of poverty

In 2014, the Lincoln Community Foundation commissioned the University of Nebraska Public Policy Center to complete a significant effort called Lincoln Vital Signs. Following the release of the report, the Lincoln Community Foundation provided leadership and brought community leaders together to launch Prosper Lincoln, a new initiative to obtain input and ideas about addressing the Vital Signs findings. Vital Signs continues to be updated periodically and Prosper Lincoln has expanded to include five priority areas: Early Childhood, Innovative Workforce, Affordable Housing, Strong Neighborhoods, and Civic Investments. Efforts in these five areas represent significant private sector involvement in addressing poverty in Lincoln.

SP-80 Monitoring – 91.230

Describe the standards and procedures that the jurisdiction will use to monitor activities carried out in furtherance of the plan and will use to ensure long-term compliance with requirements of the programs involved, including minority business outreach and the comprehensive planning requirements

General grant administration activities include preparation and management of annual operating and programmatic budgets, including allocation of personnel and overhead costs; analysis of past and current year performance and expenditures in all program areas (i.e., housing rehabilitation and homeownership, economic development, community services, public improvements, etc.); oversight of revenues, “timeliness” of expenditures; and coordination and utilization of HUD’s IDIS system for reporting and fund drawdowns. Program/project monitoring ensures that the City and its sub-recipients (or borrowers) meet performance objectives within schedule and budget. Most importantly, it provides documentation of the City’s compliance with program (CDBG, HOME) objectives, rules, and regulations. A critical part of the City’s monitoring system is an assessment of each sub-recipient or borrower to identify high-risk agencies that require more extensive oversight and monitoring. Agencies identified as high risk include those who are new to the program, are experiencing turnover in key staff positions, have been plagued by past compliance or performance problems, are undertaking multiple funding activities for the first time, and/or are not submitting timely reports. These agencies are provided with regular onsite visits and desktop reviews and at least one onsite visit per year. A standardized procedure for review and monitoring has been established, and monitoring manuals have been prepared to utilize monitoring tools developed for CDBG, HOME, ESG, and ADDI programs (although ADDI funds are no longer received by the City of Lincoln). Areas addressed include, (1) Project or Program Status; (2) Program Benefit; (3) Fair Housing/Equal Opportunity; (4) Consistency of Records; and (5) Financial Accountability. Desktop reviews involve examining progress reports, compliance reports, and financial information. Onsite monitoring visits are performed to determine adequate control over the program and financial performance and to verify proper records maintenance. Onsite visits also involve examining beneficiary documentation, audit reports, accounting records, invoices, payroll documentation, and timesheets. The Program Monitor also works with sub-recipients, borrowers, the City’s Building & Safety Department and recipients to ensure compliance with all Federal rules and regulations. Occupancy reports submitted for assisted housing projects are examined to determine compliance with affordability and tenant eligibility. Interviews with contractor employees are conducted and certified payrolls are examined to ensure compliance with Fair Labor Standards, Davis Bacon wage requirements, and HOME standards.

Expected Resources

AP-15 Expected Resources – 91.220(c)(1,2)

Introduction

The City of Lincoln receives funding from three Federal grant programs, Community Development Block Grant, Home Investment Partnership Program and Emergency Solutions Grant Program. These three grant programs combined will bring \$3,348,648 into Lincoln to support affordable housing, homelessness, and community development. CDBG and HOME program income bring \$1,155,000 in additional funding for a total of \$4,503,638 for the first year of the Consolidated Plan. All consecutive years use these same amounts as an estimate of the future entitlement funds to be received. Not included in this total is resources contributed by the State of Nebraska, Department of Health & Human Services, Homeless Shelter Assistance Trust Fund dollars which average 437,390 per year.

Anticipated Resources

Program	Source of Funds	Uses of Funds	Expected Amount Available Year 1				Expected Amount Available Remainder of ConPlan \$	Narrative Description
			Annual Allocation: \$	Program Income: \$	Prior Year Resources: \$	Total: \$		
CDBG	public - federal	Acquisition Admin and Planning Economic Development Housing Public Improvements Public Services	1,867,107	655,000	0	2,522,107	10,088,428	CDBG funds utilized in LMI neighborhoods and the NRSA will leverage other federal, local and private funds.

Program	Source of Funds	Uses of Funds	Expected Amount Available Year 1				Expected Amount Available Remainder of ConPlan \$	Narrative Description
			Annual Allocation: \$	Program Income: \$	Prior Year Resources: \$	Total: \$		
HOME	public - federal	Acquisition Homebuyer assistance Homeowner rehab Multifamily rental new construction Multifamily rental rehab New construction for ownership TBRA	1,320,227	500,000	0	1,820,227	7,280,908	Evaluation criteria for funding HOME places a heavy emphasis on financial capacity and ability to secure other funding. Match requirements will be met by donated labor, construction materials, cash and bond financing.

Program	Source of Funds	Uses of Funds	Expected Amount Available Year 1				Expected Amount Available Remainder of ConPlan \$	Narrative Description
			Annual Allocation: \$	Program Income: \$	Prior Year Resources: \$	Total: \$		
ESG	public - federal	Conversion and rehab for transitional housing Financial Assistance Overnight shelter Rapid re-housing (rental assistance) Rental Assistance Services Transitional housing	161,304	0	0	161,304	645,216	All organizations applying for ESG funds must provide a 100% match of the funds they are seeking.

Table 54 - Expected Resources – Priority Table

Explain how federal funds will leverage those additional resources (private, state and local funds), including a description of how matching requirements will be satisfied

HOME funds will be used for Habitat for Humanity to purchase buildable lots. The materials and labor for construction of the house will be donated. The 25% match requirement for the HOME funds will be exceeded on every project. The First Home Program will use HOME funds for down payment and “gap” financing for low- and moderate-income buyers purchasing new and existing houses. The assistance of non-federal funds to make new construction affordable and the HOME funds to assist the buyer in the purchase will make it possible for the buyers to obtain their first mortgage from a private lender.

CDBG funds for public facility improvements leverage funds from other City departments including Public Works & Utilities and Parks & Recreation. In most cases, CDBG provides only a portion of funds needed for infrastructure projects.

ESG Funds will be matched with local homeless shelter assistance trust funds from the State of Nebraska

If appropriate, describe publically owned land or property located within the jurisdiction that may be used to address the needs identified in the plan

The use of parkland and schools for community orchards and gardens is being explored to help address food insecurity.

All parcels (public and private) in the City are being reviewed for their potential for urban agriculture opportunities. This compiled dataset will be provided on our open data website opendata.lincoln.ne.gov

Discussion

This Strategic Plan cannot achieve the goals identified in this Consolidated using only the three federal entitlement programs. Other Federal, State and local public funds must be included. While some project/actions may include primarily public funds, public funds alone would also be insufficient to achieve the goals of this plan and private funds from individuals, non-profit organizations and private organizations will be needed. Lastly, need for fair housing testing was addressed in the Analysis of Impediments to Fair Housing. The analysis is available at <http://lincoln.ne.gov/city/urban/reports/index.htm>

Annual Goals and Objectives

AP-20 Annual Goals and Objectives

Goals Summary Information

Sort Order	Goal Name	Start Year	End Year	Category	Geographic Area	Needs Addressed	Funding	Goal Outcome Indicator
1	Reduce the length of time persons remain homeless	2018	2023	Homeless	City-wide Program Area	Homelessness	ESG: \$53,786	Other: 1 Other
3	Reduce the number of persons experiencing homeless	2018	2023	Homeless	City-wide Program Area	Homelessness	ESG: \$53,768	Other: 20 Other
4	Reduce # becoming homelessness for the first time	2018	2023	Homeless	City-wide Program Area	Homelessness	ESG: \$53,768	Other: 10 Other

5	Implement AI Fair Housing Actions	2018	2023	Analysis of Impediments to Fair Housing	City-wide Program Area	AI - Access to trans for persons with disability AI - Community opposition AI - Federal funding and policies AI - Lack of affordable, accessible units AI - Lack of affordable, integrated housing AI - Lack of private investments AI - Lack of public investments AI - Lack of resources for fair housing agencies AI - Land use and zoning laws AI - Location and type of affordable housing AI - Private discrimination AI - Public transportation	CDBG: \$0 HOME: \$0 ESG: \$0	Other: 12 Other
---	-----------------------------------	------	------	---	------------------------	---	------------------------------------	-----------------

Sort Order	Goal Name	Start Year	End Year	Category	Geographic Area	Needs Addressed	Funding	Goal Outcome Indicator
						AI - Sidewalk maintenance AI - The availability of affordable units Affordable Housing Neighborhood Revitalization Non-Homeless Persons with Special Needs		
6	Security Deposit	2018	2023	Affordable Housing Homeless	City-wide Program Area	Affordable Housing Homelessness	HOME: \$25,000	Tenant-based rental assistance / Rapid Rehousing: 45 Households Assisted
8	Construction of Housing	2018	2023	Affordable Housing	Low- and Moderate-Income Area NRSA (2018)	Affordable Housing Neighborhood Revitalization	HOME: \$675,649	Homeowner Housing Added: 3 Household Housing Unit
9	Acquisition	2018	2023	Affordable Housing	City-wide Program Area	Affordable Housing	HOME: \$150,000	Homeowner Housing Added: 3 Household Housing Unit
10	Direct Homeownership Assistance	2018	2023	Affordable Housing	Low- and Moderate-Income Area City-wide Program Area NRSA (2018)	Affordable Housing	HOME: \$1,011,569	Direct Financial Assistance to Homebuyers: 60 Households Assisted

Sort Order	Goal Name	Start Year	End Year	Category	Geographic Area	Needs Addressed	Funding	Goal Outcome Indicator
11	Public Service - CBDO	2018	2023	Non-Housing Community Development	City-wide Program Area NRSA (2018)	Neighborhood Revitalization	CDBG: \$135,742	Public service activities other than Low/Moderate Income Housing Benefit: 93514 Persons Assisted Public service activities for Low/Moderate Income Housing Benefit: 100 Households Assisted
12	Public Service - Community Crops	2018	2023	Non-Housing Community Development	City-wide Program Area	Neighborhood Revitalization	CDBG: \$25,000	Public service activities other than Low/Moderate Income Housing Benefit: 700 Persons Assisted
13	Lead Based Paint Mitigation	2018	2023	Affordable Housing	Low- and Moderate-Income Area City-wide Program Area NRSA (2018)	Affordable Housing	CDBG: \$278,132	Homeowner Housing Rehabilitated: 10 Household Housing Unit
14	Rehabilitation	2018	2023	Affordable Housing	Low- and Moderate-Income Area City-wide Program Area NRSA (2018)	Affordable Housing Neighborhood Revitalization	CDBG: \$907,756	Homeowner Housing Rehabilitated: 80 Household Housing Unit

Sort Order	Goal Name	Start Year	End Year	Category	Geographic Area	Needs Addressed	Funding	Goal Outcome Indicator
15	Livable Neighborhood Improvements	2018	2023	Non-Housing Community Development	Low- and Moderate-Income Area City-wide Program Area Antelope Valley Area South Capital (2018) NRSA (2018)	Neighborhood Revitalization	CDBG: \$125,000	Other: 20 Other
16	Non Homeless Special Needs	2018	2023	Non-Homeless Special Needs	City-wide Program Area	Affordable Housing Neighborhood Revitalization Non-Homeless Persons with Special Needs	CDBG: \$30,000	Homeowner Housing Rehabilitated: 3 Household Housing Unit Other: 1 Other
17	Housing Rehabilitation Administration	2018	2023	Affordable Housing	City-wide Program Area	Affordable Housing	CDBG: \$497,173	Other: 100 Other
18	Home Program Administration	2018	2023	Affordable Housing	City-wide Program Area	Affordable Housing	HOME: \$125,698	Other: 100 Other
19	Home CHDO Operating Cost	2018	2023	Affordable Housing	NRSA (2018)	Affordable Housing Neighborhood Revitalization	HOME: \$36,278	Other: 100 Other

20	Planning	2018	2023	Administration	Low- and Moderate-Income Area City-wide Program Area Antelope Valley Area South Capital (2018) NRSA (2018)	AI - Access to trans for persons with disability AI - Community opposition AI - Federal funding and policies AI - Lack of affordable, accessible units AI - Lack of affordable, integrated housing AI - Lack of private investments AI - Lack of public investments AI - Lack of resources for fair housing agencies AI - Land use and zoning laws AI - Location and type of affordable housing AI - Private discrimination AI - Public transportation	CDBG: \$244,749	Other: 100 Other
----	----------	------	------	----------------	--	---	-----------------	------------------

Sort Order	Goal Name	Start Year	End Year	Category	Geographic Area	Needs Addressed	Funding	Goal Outcome Indicator
						AI - Sidewalk maintenance AI - The availability of affordable units Affordable Housing Homelessness Neighborhood Revitalization Non-Homeless Persons with Special Needs		

21	General Program Administration	2018	2023	Administration	Low- and Moderate-Income Area City-wide Program Area Antelope Valley Area South Capital (2018) NRSA (2018)	AI - Access to trans for persons with disability AI - Community opposition AI - Federal funding and policies AI - Lack of affordable, accessible units AI - Lack of affordable, integrated housing AI - Lack of private investments AI - Lack of public investments AI - Lack of resources for fair housing agencies AI - Land use and zoning laws AI - Location and type of affordable housing AI - Private discrimination AI - Public transportation	CDBG: \$253,555	Other: 100 Other
----	--------------------------------	------	------	----------------	--	---	-----------------	------------------

Sort Order	Goal Name	Start Year	End Year	Category	Geographic Area	Needs Addressed	Funding	Goal Outcome Indicator
						AI - Sidewalk maintenance AI - The availability of affordable units Affordable Housing Homelessness Neighborhood Revitalization Non-Homeless Persons with Special Needs		
23	Public Service - RentWise	2023	2027	Non-Housing Community Development	City-wide Program Area	Affordable Housing Homelessness Non-Homeless Persons with Special Needs	CDBG: \$25,000	Public service activities other than Low/Moderate Income Housing Benefit: 200 Persons Assisted

Table 55 – Goals Summary

Goal Descriptions

1	Goal Name	Reduce the length of time persons remain homeless
	Goal Description	Baseline = FY22 44 days Median length of time homeless, a measure of ESG rapid rehousing assistance.(CoC System Performance Measure 1.1) 5 year goal: 39 days (reducing the median length of time persons remain homeless by 1 day a year over next 5 years)

3	Goal Name	Reduce the number of persons experiencing homeless
	Goal Description	Baseline = FY22 1,348 A measure of all components of ESG assistance, prevention, diversion, shelter, and rapid rehousing. (CoC System Performance Measure Metric 1.1) 5 year goal: 1,248 (reduce baseline number by -(20) per year)
4	Goal Name	Reduce # becoming homelessness for the first time
	Goal Description	Baseline: FY 22 = 931 A measure of ESG prevention/diversion program assistance. (CoC System Performance metric 5.2) 5 year goal: 881 (reducing first time homelessness by 10 per year)
5	Goal Name	Implement AI Fair Housing Actions
	Goal Description	See fair housing projects for details. Of the 252 total five year events, this plan will complete 56 events across seven fair housing projects in the FY 1819 project year. Each fair housing impediment will be a project within this goal. Each fair housing project will work to complete actions described in the Analysis of Impediments to Fair Housing. The city will only report on those actions delegated to it in this plan. The Analysis of Impediments to Fair Housing created 86 unique actions with a total of 295 composite events that with fulfill those actions. The city of Lincoln is responsible for 66 actions and 252 events over the next five years. The City of Lincoln has the flexibility to implement the identified actions and events through reasonable means. A list of events for each year is found in 'Analysis of Impediments to Fair Housing Implementation Schedule' within the appendix. The Lincoln Housing Authority will report on their activities and events independently through their reporting practices.
6	Goal Name	Security Deposit
	Goal Description	The City of Lincoln will support the transition of homeless persons into housing solutions through rental security deposit assistance.

8	Goal Name	Construction of Housing
	Goal Description	New affordable housing will be constructed for low to moderate-income households.
9	Goal Name	Acquisition
	Goal Description	The City of Lincoln will acquire dilapidated housing and land to be converted into affordable housing.
10	Goal Name	Direct Homeownership Assistance
	Goal Description	Direct homeownership assistance will be given to our first time home buyer households.
11	Goal Name	Public Service - CBDO
	Goal Description	Public service assistance - via CDBO - for first time home buyer education training and Neighbor Works Lincoln neighborhood revitalization activities.
12	Goal Name	Public Service - Community Crops
	Goal Description	Public service provided by community crops to engage low to moderate persons who wish to participate in community gardening.
13	Goal Name	Lead Based Paint Mitigation
	Goal Description	Lead-based paint mitigation for low to moderate-income households.
14	Goal Name	Rehabilitation
	Goal Description	Rehabilitation of households via the emergency repair program or direct and deferred loan program.

15	Goal Name	Livable Neighborhood Improvements
	Goal Description	Livable neighborhood improvements will be directed by the city's livable neighborhood collaborative agenda. The city will improve areas where at least 51% of the benefit area is low to moderate income. 100 percent of these funds will be spent toward eligible improvements.
16	Goal Name	Non Homeless Special Needs
	Goal Description	The City of Lincoln will contribute to addressing non homeless special needs through its barrier removal program and policy support efforts.
17	Goal Name	Housing Rehabilitation Administration
	Goal Description	Housing Rehabilitation Administration
18	Goal Name	Home Program Administration
	Goal Description	Home Program Administration
19	Goal Name	Home CHDO Operating Cost
	Goal Description	Home CHDO Operating Cost
20	Goal Name	Planning
	Goal Description	Planning completed by the Livable Neighborhoods staff.
21	Goal Name	General Program Administration
	Goal Description	General Program Administration

23	Goal Name	Public Service - RentWise
	Goal Description	...

Projects

AP-35 Projects – 91.220(d)

Introduction

As part of the Strategic Plan, Lincoln’s Annual Action Plan provides a unified, comprehensive vision for community development for the 2023-24 fiscal Year (September 1, 2023, through August 31, 2024). The Annual Action Plan specifically addresses the use of funds received from the U.S. Department of Housing and Urban Development (HUD): Community Development Block Grant (CDBG), HOME Investment Partnerships (HOME) and Emergency Shelter Grants (ESG). The Annual Action Plan describes actions that will take place in the next year to accomplish the goals identified in the Strategic Plan. This Action Plan represents the first year of the strategic planning period. The goals in the Annual Action Plan are based on the three major statutory goals for HUD’s Community Planning and Development Programs: provide decent housing, a suitable living environment, and expanded economic opportunities, all primarily for LMI persons. The projects outlined in this Plan facilitate goals, which in turn address priority needs in specific geographic areas.

Projects

#	Project Name
1	Support reducing the median length of time people remain homeless
2	Support Reduce the number of persons experiencing homeless
3	Support Reduce # becoming homelessness for the first time
4	AI - Increase affordable housing options across the city
5	AI - Maintain existing affordable housing stock
6	AI - Support local fair housing education, enforcement, and marketing
7	AI - Increase access to, and info about, affordable owner and rental opp. throughout the city
8	Security deposit assistance
9	Troubled property program
10	RESCUE program
11	Housing development loan program: Lot Acquisition
12	First time home buyer
13	NeighborWorks Lincoln - Neighborhood revitalization
14	First time home buyer: Training
15	Renter Training
16	Community CROPS
17	Lead based paint mitigation
18	Direct or deferred loan program
19	Emergency repair loan program
20	Neighborhood public improvements

#	Project Name
21	Non homeless special needs: Policy
22	Barrier removal program
23	Housing rehabilitation administration: City of Lincoln
24	Housing rehabilitation administration: NeighborWorks Lincoln
25	HOME program administration
26	HOME CHDO operating costs
27	Planning
28	General program administration

Table 56 – Project Information

Describe the reasons for allocation priorities and any obstacles to addressing underserved needs

See the priority needs section

AP-38 Project Summary
Project Summary Information

1	Project Name	Support reducing the median length of time people remain homeless
	Target Area	City-wide Program Area
	Goals Supported	Reduce the length of time persons remain homeless
	Needs Addressed	Homelessness
	Funding	ESG: \$53,768
	Description	See 'Planned Activities below and the associated goal in AP-20 for more information.
	Target Date	8/31/2024
	Estimate the number and type of families that will benefit from the proposed activities	n/a
	Location Description	n/a
	Planned Activities	Reducing the median length of time a person remains homeless by 1 day per year
2	Project Name	Support Reduce the number of persons experiencing homeless
	Target Area	City-wide Program Area
	Goals Supported	Reduce the number of persons experiencing homeless
	Needs Addressed	Homelessness
	Funding	ESG: \$53,768
	Description	See 'Planned Activities below and the associated goal in AP-20 for more information.
	Target Date	8/31/2024
	Estimate the number and type of families that will benefit from the proposed activities	n/a
	Location Description	n/a
	Planned Activities	Reduce the number of persons experiencing homeless by 20 per year
3	Project Name	Support Reduce # becoming homelessness for the first time
	Target Area	City-wide Program Area
	Goals Supported	Reduce # becoming homelessness for the first time
	Needs Addressed	Homelessness

	Funding	ESG: \$53,768
	Description	See 'Planned Activities below and the associated goal in AP-20 for more information.
	Target Date	8/31/2024
	Estimate the number and type of families that will benefit from the proposed activities	n/a
	Location Description	N/a
	Planned Activities	Reduce # becoming homeless for the first time by 10 per year
4	Project Name	AI - Increase affordable housing options across the city
	Target Area	City-wide Program Area
	Goals Supported	Implement AI Fair Housing Actions
	Needs Addressed	AI - Location and type of affordable housing AI - Private discrimination AI - Lack of private investments AI - Lack of public investments AI - Lack of affordable, accessible units
	Funding	:
	Description	See 'Planned Activities below and the associated goal in AP-20 for more information.
	Target Date	8/31/2024
	Estimate the number and type of families that will benefit from the proposed activities	n/a
	Location Description	n/a
	Planned Activities	One action is scheduled to be completed: The City of Lincoln Urban Development Department will create for consideration a proposal in 2024 that would mandate any project with housing financed by TIF or other public assistance to participate in the housing choice voucher (HCV) program and accept tenants with HCV's.
5	Project Name	AI - Maintain existing affordable housing stock
	Target Area	City-wide Program Area
	Goals Supported	Implement AI Fair Housing Actions

	Needs Addressed	AI - Location and type of affordable housing AI - Community opposition AI - Lack of private investments AI - Lack of public investments AI - Land use and zoning laws AI - Lack of affordable, accessible units
	Funding	:
	Description	See 'Planned Activities below and the associated goal in AP-20 for more information.
	Target Date	8/31/2024
	Estimate the number and type of families that will benefit from the proposed activities	n/a
	Location Description	n/a
	Planned Activities	Six actions are scheduled to be completed. Please see the 'Analysis of Impediments to Fair Housing Implementation Schedule' in the appendix for more information
6	Project Name	AI - Support local fair housing education, enforcement, and marketing
	Target Area	City-wide Program Area
	Goals Supported	Implement AI Fair Housing Actions
	Needs Addressed	AI - Private discrimination AI - Community opposition AI - Lack of resources for fair housing agencies
	Funding	:
	Description	See 'Planned Activities below and the associated goal in AP-20 for more information.
	Target Date	8/31/2024
	Estimate the number and type of families that will benefit from the proposed activities	n/a
	Location Description	n/a
	Planned Activities	

7	Project Name	AI - Increase access to, and info about, affordable owner and rental opp. throughout the city
	Target Area	City-wide Program Area
	Goals Supported	Implement AI Fair Housing Actions
	Needs Addressed	AI - Private discrimination AI - Community opposition AI - Lack of public investments AI - Source of income discrimination
	Funding	:
	Description	See 'Planned Activities below and the associated goal in AP-20 for more information.
	Target Date	8/31/2024
	Estimate the number and type of families that will benefit from the proposed activities	n/a
	Location Description	n/a
	Planned Activities	Three actions are scheduled to be completed. Please see the 'Analysis of Impediments to Fair Housing Implementation Schedule' in the appendix for more information.
8	Project Name	Security deposit assistance
	Target Area	City-wide Program Area
	Goals Supported	Security Deposit
	Needs Addressed	Affordable Housing Homelessness
	Funding	HOME: \$25,000
	Description	See 'Planned Activities below and the associated goal in AP-20 for more information.
	Target Date	8/31/2024
	Estimate the number and type of families that will benefit from the proposed activities	n/a
	Location Description	n/a

	Planned Activities	
9	Project Name	Troubled property program
	Target Area	Low- and Moderate-Income Area NRSA (2018)
	Goals Supported	Construction of Housing
	Needs Addressed	Affordable Housing
	Funding	HOME: \$253,364
	Description	See 'Planned Activities below and the associated goal in AP-20 for more information.
	Target Date	8/31/2024
	Estimate the number and type of families that will benefit from the proposed activities	n/a
	Location Description	n/a
	Planned Activities	
10	Project Name	RESCUE program
	Target Area	Low- and Moderate-Income Area
	Goals Supported	Construction of Housing
	Needs Addressed	Affordable Housing
	Funding	HOME: \$218,318
	Description	See 'Planned Activities below and the associated goal in AP-20 for more information.
	Target Date	8/31/2024
	Estimate the number and type of families that will benefit from the proposed activities	n/a
	Location Description	n/a
	Planned Activities	
11	Project Name	Housing development loan program: Lot Acquisition
	Target Area	City-wide Program Area
	Goals Supported	Acquisition

	Needs Addressed	Affordable Housing
	Funding	HOME: \$150,000
	Description	See 'Planned Activities below and the associated goal in AP-20 for more information.
	Target Date	8/31/2024
	Estimate the number and type of families that will benefit from the proposed activities	n/a
	Location Description	n/a
	Planned Activities	
12	Project Name	First time home buyer
	Target Area	Low- and Moderate-Income Area City-wide Program Area NRSA (2018)
	Goals Supported	Direct Homeownership Assistance
	Needs Addressed	Affordable Housing
	Funding	HOME: \$1,011,569
	Description	See 'Planned Activities below and the associated goal in AP-20 for more information.
	Target Date	8/31/2024
	Estimate the number and type of families that will benefit from the proposed activities	n/a
	Location Description	n/a
	Planned Activities	
13	Project Name	NeighborWorks Lincoln - Neighborhood revitalization
	Target Area	NRSA (2018)
	Goals Supported	Public Service - CBDO
	Needs Addressed	Neighborhood Revitalization
	Funding	CDBG: \$95,000

	Description	See 'Planned Activities below and the associated goal in AP-20 for more information.
	Target Date	8/31/2024
	Estimate the number and type of families that will benefit from the proposed activities	n/a
	Location Description	n/a
	Planned Activities	
14	Project Name	First time home buyer: Training
	Target Area	Low- and Moderate-Income Area City-wide Program Area NRSA (2018)
	Goals Supported	Public Service - CBDO
	Needs Addressed	Neighborhood Revitalization
	Funding	CDBG: \$40,742
	Description	See 'Planned Activities below and the associated goal in AP-20 for more information.
	Target Date	8/31/2024
	Estimate the number and type of families that will benefit from the proposed activities	n/a
	Location Description	n/a
	Planned Activities	
15	Project Name	Renter Training
	Target Area	City-wide Program Area NRSA (2018)
	Goals Supported	Public Service - RentWise
	Needs Addressed	Non-Homeless Persons with Special Needs
	Funding	CDBG: \$25,000
	Description	See 'Planned Activities below and the associated goal in AP-20 for more information.
	Target Date	8/31/2024

	Estimate the number and type of families that will benefit from the proposed activities	n/a
	Location Description	n/a
	Planned Activities	
16	Project Name	Community CROPS
	Target Area	City-wide Program Area NRSA (2018)
	Goals Supported	Public Service - Community Crops
	Needs Addressed	Neighborhood Revitalization
	Funding	CDBG: \$25,000
	Description	See 'Planned Activities below and the associated goal in AP-20 for more information.
	Target Date	8/31/2024
	Estimate the number and type of families that will benefit from the proposed activities	n/a
	Location Description	n/a
	Planned Activities	
17	Project Name	Lead based paint mitigation
	Target Area	Low- and Moderate-Income Area City-wide Program Area NRSA (2018)
	Goals Supported	Lead Based Paint Mitigation
	Needs Addressed	Affordable Housing
	Funding	CDBG: \$278,132
	Description	See 'Planned Activities below and the associated goal in AP-20 for more information.
	Target Date	8/31/2024

	Estimate the number and type of families that will benefit from the proposed activities	n/a
	Location Description	n/a
	Planned Activities	
18	Project Name	Direct or deferred loan program
	Target Area	Low- and Moderate-Income Area City-wide Program Area NRSA (2018)
	Goals Supported	Rehabilitation
	Needs Addressed	Neighborhood Revitalization
	Funding	CDBG: \$423,841
	Description	See 'Planned Activities below and the associated goal in AP-20 for more information.
	Target Date	8/31/2024
	Estimate the number and type of families that will benefit from the proposed activities	n/a
	Location Description	n/a
	Planned Activities	
19	Project Name	Emergency repair loan program
	Target Area	Low- and Moderate-Income Area City-wide Program Area NRSA (2018)
	Goals Supported	Rehabilitation
	Needs Addressed	Neighborhood Revitalization
	Funding	CDBG: \$483,915
	Description	See 'Planned Activities below and the associated goal in AP-20 for more information.
	Target Date	8/31/2024

	Estimate the number and type of families that will benefit from the proposed activities	n/a
	Location Description	n/a
	Planned Activities	
20	Project Name	Neighborhood public improvements
	Target Area	Low- and Moderate-Income Area City-wide Program Area Antelope Valley Area South Capital (2018) NRSA (2018)
	Goals Supported	Livable Neighborhood Improvements
	Needs Addressed	Neighborhood Revitalization
	Funding	CDBG: \$125,000
	Description	See 'Planned Activities below and the associated goal in AP-20 for more information.
	Target Date	8/31/2024
	Estimate the number and type of families that will benefit from the proposed activities	n/a
	Location Description	n/a
	Planned Activities	
21	Project Name	Non homeless special needs: Policy
	Target Area	City-wide Program Area
	Goals Supported	Non Homeless Special Needs
	Needs Addressed	Neighborhood Revitalization Affordable Housing Non-Homeless Persons with Special Needs
	Funding	:
	Description	See 'Planned Activities below and the associated goal in AP-20 for more information.
	Target Date	8/31/2024

	Estimate the number and type of families that will benefit from the proposed activities	n/a
	Location Description	n/a
	Planned Activities	Policy support will be provided by staff. Additional support provided to the Lincoln Housing Authority (LHA) to pass supportive legislation. Lastly, we will advocate for low-income housing development.
22	Project Name	Barrier removal program
	Target Area	City-wide Program Area
	Goals Supported	Non Homeless Special Needs
	Needs Addressed	Neighborhood Revitalization Affordable Housing
	Funding	CDBG: \$30,000
	Description	See 'Planned Activities below and the associated goal in AP-20 for more information.
	Target Date	8/31/2024
	Estimate the number and type of families that will benefit from the proposed activities	n/a
	Location Description	n/a
	Planned Activities	
23	Project Name	Housing rehabilitation administration: City of Lincoln
	Target Area	City-wide Program Area
	Goals Supported	Housing Rehabilitation Administration
	Needs Addressed	Affordable Housing
	Funding	CDBG: \$454,551
	Description	See 'Planned Activities below and the associated goal in AP-20 for more information.
	Target Date	8/31/2024

	Estimate the number and type of families that will benefit from the proposed activities	n/a
	Location Description	n/a
	Planned Activities	
24	Project Name	Housing rehabilitation administration: NeighborWorks Lincoln
	Target Area	City-wide Program Area
	Goals Supported	Housing Rehabilitation Administration
	Needs Addressed	Affordable Housing
	Funding	CDBG: \$42,622
	Description	See 'Planned Activities below and the associated goal in AP-20 for more information.
	Target Date	8/31/2024
	Estimate the number and type of families that will benefit from the proposed activities	n/a
	Location Description	n/a
	Planned Activities	
25	Project Name	HOME program administration
	Target Area	City-wide Program Area
	Goals Supported	Home Program Administration
	Needs Addressed	Affordable Housing
	Funding	HOME: \$125,698
	Description	See 'Planned Activities below and the associated goal in AP-20 for more information.
	Target Date	8/31/2024
	Estimate the number and type of families that will benefit from the proposed activities	n/a
	Location Description	n/a

	Planned Activities	
26	Project Name	HOME CHDO operating costs
	Target Area	NRSA (2018)
	Goals Supported	Home CHDO Operating Cost
	Needs Addressed	Neighborhood Revitalization Affordable Housing
	Funding	HOME: \$36,278
	Description	See 'Planned Activities below and the associated goal in AP-20 for more information.
	Target Date	8/31/2024
	Estimate the number and type of families that will benefit from the proposed activities	n/a
	Location Description	n/a
	Planned Activities	
27	Project Name	Planning
	Target Area	Low- and Moderate-Income Area City-wide Program Area Antelope Valley Area South Capital (2018) NRSA (2018)
	Goals Supported	Planning

	Needs Addressed	Neighborhood Revitalization Affordable Housing Homelessness Non-Homeless Persons with Special Needs AI - Location and type of affordable housing AI - Private discrimination AI - Community opposition AI - Public transportation AI - Lack of private investments AI - The availability of affordable units AI - Lack of public investments AI - Land use and zoning laws AI - Federal funding and policies AI - Lack of affordable, accessible units AI - Lack of affordable, integrated housing AI - Sidewalk maintenance AI - Access to trans for persons with disability AI - Lack of resources for fair housing agencies AI - Source of income discrimination
	Funding	CDBG: \$244,749
	Description	See 'Planned Activities below and the associated goal in AP-20 for more information.
	Target Date	8/31/2024
	Estimate the number and type of families that will benefit from the proposed activities	n/a
	Location Description	n/a
	Planned Activities	
28	Project Name	General program administration
	Target Area	Low- and Moderate-Income Area City-wide Program Area Antelope Valley Area South Capital (2018) NRSA (2018)
	Goals Supported	General Program Administration

Needs Addressed	Neighborhood Revitalization Affordable Housing Homelessness Non-Homeless Persons with Special Needs AI - Location and type of affordable housing AI - Private discrimination AI - Community opposition AI - Public transportation AI - Lack of private investments AI - The availability of affordable units AI - Lack of public investments AI - Land use and zoning laws AI - Federal funding and policies AI - Lack of affordable, accessible units AI - Lack of affordable, integrated housing AI - Sidewalk maintenance AI - Access to trans for persons with disability AI - Lack of resources for fair housing agencies AI - Source of income discrimination
Funding	CDBG: \$253,555
Description	See 'Planned Activities below and the associated goal in AP-20 for more information.
Target Date	8/31/2024
Estimate the number and type of families that will benefit from the proposed activities	n/a
Location Description	n/a
Planned Activities	

AP-50 Geographic Distribution – 91.220(f)

Description of the geographic areas of the entitlement (including areas of low-income and minority concentration) where assistance will be directed

The Lincoln city limit boundaries define the jurisdiction and an area of entitlement; however, assistance will be directed primarily in the low- and moderate-income area (LMI) and the Neighborhood Revitalization Service Area (NRSA). Additional programs will be directed citywide and into the Antelope Valley Area, and South Capitol Area. Descriptions of geographic areas of the entitlement where assistance will be directed are found in the Grantee Unique Appendices.

Geographic Distribution

Target Area	Percentage of Funds
Low- and Moderate-Income Area	35
City-wide Program Area	20
NRSA (2018)	45

Table 57 - Geographic Distribution

Rationale for the priorities for allocating investments geographically

Allocating investments geographically was based on the City of Lincoln boundary. Urban Development staff further defines priority areas by other locally completed plans and research or initiatives. Significant analysis completed for the Analysis of Impediments to Fair Housing was also instrumental in determining geographic areas for allocating resources.

Livable Neighborhoods Division staff facilitates and supports Lincoln's Homeless Coalition, a coalition of organizations that serve Lincoln's homeless and near homeless families and individuals. The coalition applies annually for funding directly from the U.S. Housing and Urban Development Department in the form of ESG funds. The bounds of their work are targeted to areas where clients are located.

The LMI area is defined by HUD and used to delineate a general boundary/service area. The City will update its LMI areas annually. If a client qualifies in the area at the time of application and enactment, they will continue to qualify moving forward.

The Antelope Valley Area and South of Downtown are a priority due to the amount of public support that has been given to these areas. Implementing community plans in conjunction with other departments and agencies creates more targeted impacts. Collective Impact Lincoln and other public and private partners are focused on addressing issues in these areas. In prior years we have dedicated a portion of our funding to these areas in our annual plans; However, due reporting practices, which work to reduce double counting (i.e. same area as our NRSA and often LMI), we will not allocate a percentage,

but they are important facets in implementing our local livable neighborhoods strategy.

Lincoln has identified a Neighborhood Revitalization Strategy Area. The NRSA was defined through a study that examined how Differential Association Theory, Concentrated Disadvantage, Impediments to Opportunity & Access, Neighborhood investment and dynamic modifiers could be operationalized and applied within the context of neighborhood development and redevelopment to determine a boundary for focused investment.

The NRSA geographically generally covers the oldest residential neighborhoods in the City with some exceptions. The purpose of the NRSA is to provide increased flexibility for the use of Community Development Block Grant (CDBG) funds in meeting the following types of goals (1) Economic Development (2) Housing (3) Public Services and (4) Housing Choice. Additionally, the Urban Development Department has used the delineation of the NRSA to concentrate homeownership and neighborhood revitalization activities in collaboration with other state tools such as the earned income home buyer credit.

We are requesting the area approved in 2018 be authorized again in 2023.

Additional rationale for the geographic priorities is discussed in SP-10. Additionally, the Analysis of Impediments to Fair Housing and MA-50 also informed our process.

Discussion

N/A

Affordable Housing

AP-55 Affordable Housing – 91.220(g)

Introduction

Assisting homeless, non-homeless special needs with affordable housing is a goal and project for the City of Lincoln. Our efforts are largely constrained by adequate direct funding. However, as a result of the *Lincoln Affordable Housing Coordinated Action Plan, South of Downtown Redevelopment and Strategic Plan*, changes to the TIF policy, expansion of CDR, and additional funds available through the City of Lincoln budget process, more local funds have become available.

Rental assistance is provided in partnership with the Lincoln Housing Authority, where households apply for security deposit assistance funded by HOME. Also, to increase rental units, a strategy in the *Lincoln Affordable Housing Coordinated Action Plan* is to increase the number of Low-Income Housing Tax Credit (LIHTC) Projects. The City has begun assisting in this effort by becoming the conduit debt issuer of LIHTC bonds, rather than NIFA. This has had the effect of increasing LIHTC projects due to a new debt issuance structure and lower costs. When possible, TIF financing is also included to assist with 4% LIHTC projects. These practices will continue throughout the Plan period.

The *Lincoln Affordable Housing Coordinated Action Plan* also identified preserving existing affordable rental housing. Relatedly, the *South of Downtown Redevelopment and Strategic Plan* identified development of a Residential Rental Rehab Program as its highest priority project. In FY22, Urban Development along with community partners, principally NeighborWorks Lincoln and the Lincoln Electric System (LES) developed the South of Downtown Residential Rehab Program. This TIF funded project began implementation in early 2023 with a goal of rehabilitating 100 rental units a year for ten years. This demonstration project, if successful, will be expanded to other LMI neighborhoods that have Blight and Substandard designations.

New units will be created through the Troubled Property Program, RESCUE, Habitat for Humanity, and the NeighborWorks Community Land Trust.

Rehabilitation of existing owner-occupied units is through two Urban Development Housing Rehab programs. The Troubled Property Program and RESCUE acquire existing units for rehab or redevelopment.

One Year Goals for the Number of Households to be Supported	
Homeless	1,417
Non-Homeless	4,598
Special-Needs	3
Total	6,018

Table 58 - One Year Goals for Affordable Housing by Support Requirement

One Year Goals for the Number of Households Supported Through	
Rental Assistance	45
The Production of New Units	3
Rehab of Existing Units	80
Acquisition of Existing Units	3
Total	131

Table 59 - One Year Goals for Affordable Housing by Support Type Discussion

Additional data and perspective can be found in the City of Lincoln's Analysis of Impediments. The analysis and supporting documents are available at <http://lincoln.ne.gov/city/urban/reports/index.htm>

The City of Lincoln will be submitting for your consideration and review Lincoln's proposed FY 2023/24 HOME Sale Price Limits. If approved these would go into effect Sept 1st, 2023

Existing home sales - The ADJUSTED 95% value is \$238,165

New homes sales - The ADJUSTED 95% value is \$409,925

METHODOLOGY

<https://www.law.cornell.edu/cfr/text/24/92.254>

(A) The 95 percent of the median area purchase price must be established in accordance with a market analysis that ensured that a sufficient number of recent housing sales are included in the survey.

The Midland MLS system is widely used. The MLS System has also merged with the Omaha MLS system, which allows more realtors to maintain records. Home sales information from other sites or private sellers is not in this analysis. We estimate that 65-70% of all sales occur within the system. We believe this system reflects all, or nearly all, of the one- family house sales.

(B) Sales must cover the requisite number of months based on volume: For 500 or more sales per month, a one- month reporting period; for 250 through 499 sales per month, a 2-month reporting period; for less than 250 sales per month, at least a 3-month reporting period. The data must be listed in ascending order of sales price. Lincoln will use the 'for 250 through 499 sales per month, a 2-month reporting period standard:

(C) The address of the listed properties must include the location within the participating jurisdiction. Lot, square, and subdivision data may be substituted for the street address.

807 addresses were acquired from the Midland Multiple Listing System (MLS). Those address were selected as being in the City of Lincoln. Addresses of the sites are stored in the MLS system.

(D) The housing sales data must reflect all, or nearly all, of the one-family house sales in the entire

participating jurisdiction. The Midland MLS system is widely used. The MLS System has also merged with the Omaha MLS system, which allows more realtors to maintain records. Home sales information from other sites or private sellers is not in this analysis. We estimate that 65-70% of all sales occur within the system. We believe this system reflects all, or nearly all, of the one-family house sales.

(E) To determine the median, take the middle sale on the list if an odd number of sales, and if an even number, take the higher of the middle numbers and consider it the median. After identifying the median sales price, the amount should be multiplied by 0.95 to determine 95 percent of the median area purchase price. By utilizing the 'YEAR BUILT' field we can distinguish between new construction and existing housing stock.

Existing home sales will use all homes except homes built-in, 2021, 2022 & 2023

670 Sales are in this category.

The Median sale price is \$250,000

The ADJUSTED 95% value is \$237,500 (negligible change)

New homes sales will use only 2021, 2022 & 2023

137 Sales are in this category.

The Median sale price is \$410,000

The ADJUSTED 95% value is \$389,500 (Down from 409,000 the year before)

AP-60 Public Housing – 91.220(h)

Introduction

The Lincoln Housing Authority (LHA) owns and operates 200 units of housing developed and/or acquired and operated under the federal “Public Housing” program administered by the U.S. Department of Housing and Urban Development (HUD) and have an average inspection score of 95. LHA previously had 320 units of Public Housing. As of October 1, 2019, LHA converted Mahoney Manor, a 120-unit senior high rise, from Public Housing to Project-Based Vouchers through HUD’s Rental Assistance Demonstration (RAD) program. The enhancement and development of current and future public housing is limited by federal involvement/funding and private partnerships.

The Lincoln Housing Authority (LHA) applied for and was awarded 100 Emergency Housing Vouchers (EHV) in June of 2021. The EHV program is a collaboration between LHA and the continuum of care (CoC), with all referrals for EHV coming through the CoC’s coordinated entry system, to assist those that are homeless or at-risk of homelessness.

Actions planned during the next year to address the needs to public housing

LHA will use available local, state and federal funds to help address the needs of aging inventory in public housing, in particular, funding available through the Capital Fund Program.

Actions to encourage public housing residents to become more involved in management and participate in homeownership

LHA encourages residents to become more involved in the management and participate in resident council and Resident Advisory Board meetings as well as respond to customer comment cards and other surveys to ensure all is being done to provide quality and safe housing.

LHA encourages residents to buy their own homes for several reasons: homeownership develops wealth, there are tax benefits, and residents become a part of a community in a more stable way. LHA operates two homeownership programs available to public housing residents: the Down Payment Assistance Loan Program for participants and graduates of the Family Self-Sufficiency Program and the Northeast High School Home Building Project.

If the PHA is designated as troubled, describe the manner in which financial assistance will be provided or other assistance

N/A

Discussion

N/A

AP-65 Homeless and Other Special Needs Activities – 91.220(i)

Introduction

Lincoln’s CoC has the following goals, which are addressed through all HUD-funded homeless service grants (ESG and CoC).

- Reduce the number of persons experiencing homelessness
- Reduce the median length of time a person remains homeless
- Reduce the number of persons for the first time

Describe the jurisdictions one-year goals and actions for reducing and ending homelessness including

Reaching out to homeless persons (especially unsheltered persons) and assessing their individual needs

- Assessing all persons who are experiencing homelessness in the community using the systemwide Consolidated Entry assessment tool and prioritizing assistance based on severity of need.
- See Q1 above

Addressing the emergency shelter and transitional housing needs of homeless persons

- Continue to support shelter operations using ESG resources.
- Support shelters in helping shelter guests acquire skills needed to sustain permanent housing.
- Ensure that shelter resources are linked to coordinated entry for discharge from the shelter.
- Training in and implementation of diversion activities to reduce the number of families requiring emergency shelter.

Helping homeless persons (especially chronically homeless individuals and families, families with children, veterans and their families, and unaccompanied youth) make the transition to permanent housing and independent living, including shortening the period of time that individuals and families experience homelessness, facilitating access for homeless individuals and families to affordable housing units, and preventing individuals and families who were recently homeless from becoming homeless again

- Coordinated entry
- Increasing supply of permanent supportive housing and rapid rehousing – seeking all available

- bonus and special allocations of resources (DV set-aside)
- Provide support in implementing evidence-based practices
- Reallocate resources to more priority needs

Helping low-income individuals and families avoid becoming homeless, especially extremely low-income individuals and families and those who are: being discharged from publicly funded institutions and systems of care (such as health care facilities, mental health facilities, foster care and other youth facilities, and corrections programs and institutions); or, receiving assistance from public or private agencies that address housing, health, social services, employment, education, or youth needs

Over the course of the past decade in working to end homelessness in Lincoln, all systems have developed formal discharge policies. The current discharge policies for child welfare (foster care), juvenile and adult justice, and institutions of mental and physical health, have the following commonalities: 1) Comprehensive discharge planning begins at the time of admission or entry and is essential to constituent and community health and safety; 2) Discharge planning includes a continuous collaborative interdisciplinary process, including the individual, family, and significant others, ensuring individualized aftercare plans to address specific problems or needs with the goal of community adjustment; 3) With the exception of county level adult corrections and short-term incarcerations, all systems develop a written plan, (aftercare, reentry, transitional living) identifying an agency or person(s) responsible to support the individual in making a successful transition.

Discussion

N/A

AP-75 Barriers to affordable housing – 91.220(j)

Introduction:

Affordable housing is crucial to a growing community. Along with employment and basic education, the overall health and well-being of a community improves when they have stable, quality housing. Furthermore, the City of Lincoln Analysis of Impediments, completed in 2017 and updated in 2022/23, has identified a number of actions to address barriers.

Actions it planned to remove or ameliorate the negative effects of public policies that serve as barriers to affordable housing such as land use controls, tax policies affecting land, zoning ordinances, building codes, fees and charges, growth limitations, and policies affecting the return on residential investment

One of the *Lincoln Affordable Housing Coordinated Action Plan* strategies is to, “Ensure policies and codes support affordable housing.” As a result, a series of text amendments to Title 27 (Zoning) of the Lincoln Municipal Code were enacted. Not all targeted affordable housing directly, but by increasing the supply and diversity of housing options, more affordable units will be freed up as higher income families move up into new units. According to the Lincoln-Lancaster County Planning Department, the “...list of amendments was chosen as the starting point for implementing the recommendations within the Lincoln Affordable Housing Coordinated Action Plan but is by no means comprehensive. The changes include topics the Plan recommended addressing as well as other changes that reflect trends in approved projects and waivers. This is just the first step in the process to support more affordable housing development.” Amendments were made to height and parking requirements, administrative approvals, reducing setbacks, allowing rebuilding on nonconforming lots among others. An additional change was to allow the subdivision of pre-1953 parcels into multiple lots for each building without meeting requirements of Chapter 27.72 Height and Lot Regulations, including but not limited to minimum setbacks, lot width, and lot area and/or requirements of Chapter 27.67 Parking, to create a new lot for each building. Review of the impacts of zoning creating barriers to affordable housing will continue.

The City offers an impact fee exemption to low-income, owner-occupied home buyers. This popular and successful program has been in existence for six years. The funding source is the City’s, General Fund. The purpose of the incentive is to provide home buyers with additional funds for down payment or payment of fees associated with originating their mortgage, rather than using those funds for impact fees.

The City of Lincoln will implement its fair housing goals and activities that were developed as part of the Analysis of Impediments to Fair Housing. A matrix of all the goals and activities can be found in the

appendix.

Lastly, the city will continue to engage community groups and coalitions concerning this topic throughout the plan period.

Discussion:

N/A

AP-85 Other Actions – 91.220(k)

Introduction:

Below are responses to other actions for which the grantee is responsible. Topics such as obstacles to meeting underserved needs, and actions planned to foster and maintain affordable housing are addressed.

Actions planned to address obstacles to meeting underserved needs

The largest and most obvious obstacle is funding for programs and staff to address underserved needs. The City of Lincoln will continue to evaluate support from the University of Nebraska Lincoln, community groups, community funders, the private sector and local coalitions. Further, the City will continue to look for efficiencies in its programming and develop innovative ways to address long-term obstacles.

Actions planned to foster and maintain affordable housing

Implementation of the *Lincoln Affordable Housing Coordinated Action Plan* will continue. The Plan identifies 7 goal areas with strategies identified for each. The goal areas are:

1. Building strategic partnerships
2. Creating mechanism to share risk.
3. Preserving existing affordable housing units
4. Expanding the number of affordable units
5. Increasing mobility
6. Expanding neighborhood reinvestment
7. Ensure policies & codes support affordable housing.

Strategies for each goal are hereby included in this Plan. Implementation will require partnerships and a variety of funding sources beyond HUD entitlement programs. As mentioned elsewhere in the Plan, additional local funding sources include Turnback Tax, TIF Admin Funds, LIHTC projects, the City budget process, and CDR.

Improving the quality of existing rental housing will continue through the South of Downtown Residential Rehab Program and is intended to be expanded to other LMI neighborhoods with a Blight and Substandard designation.

Existing affordable housing is located primarily in the low- to moderate-income (LMI) area. The majority of Urban Development federal housing rehabilitation funds are allotted in the same area. Other programs offer financial incentives for owning within the LMI area. The First Home Program administered by NeighborWorks®Lincoln, offers \$35,000 down payment assistance loans if a buyer purchases a home in the LMI or NRSA areas with 50% forgiven over 10 years. Down payment assistance

outside the LMI and NRSA areas are up to \$25,000 with no forgiveness.

Urban Development maintains a philosophy of economic integration which does not limit low-income households to low-income neighborhoods. Accordingly, other Urban Development programs are available city-wide.

Urban Development has assisted low- and moderate-income buyers in obtaining housing outside of the LMI area by partnering with Habitat for Humanity and the Lincoln Housing Authority. Large families and households with a special need benefit greatly from the custom features possible through new construction.

Actions planned to reduce lead-based paint hazards

Urban Development's Rehabilitation Specialists are trained and certified as Risk Assessors. NeighborWorks®Lincoln also has a certified Risk Assessor for the inspection work involved in the homebuyer program. Urban Development has also brought in HUD certified instructors to train and certify local contractors. The Lead-based Paint Hazard Reduction Program is designed to offset additional costs to the homebuyer due to the implementation of the final rule on lead-based paint issued by HUD. The homeowner receives a grant for the portion of the rehabilitation project that is lead-related, such as the additional cost of safe-work practices, hazard reduction, clean-up, clearance, and items required by the contractor to meet the new rules. The Housing Rehabilitation staff conducts a lead evaluation on every rehabilitation project and provides technical assistance to other agencies on lead issues.

The City of Lincoln, Urban Development Department is the 2021 grant recipient and lead for the City's \$3,400,000 Lead-Based Paint Hazard Control Grant and Healthy Homes Supplemental Funding and is partnering with the Lincoln Lancaster County Health Department (LLCHD). Urban Development leads the Lead Hazard Control Program, eliminating or reducing lead hazards in the homes of children under age six. LLCHD conducts outreach to residents and leads the Healthy Homes component. Lincoln's program is intended to be holistic with Urban Development and LLCHD staff working in partnership to improve the lives of families and households in Lincoln.

The goals of Lincoln's Lead Hazard Control Program are:

1. Protect children under six years of age from lead poisoning by providing assistance for lead-based paint hazard control to eligible households in conjunction with increasing health screening and public education.
2. Increase the number of lead-safe and healthy housing units resulting in preservation of Lincoln's affordable housing stock.
3. Promote training and employment for area residents to meet the need for contractors and to hire their employees.

An estimated 165 units will receive lead hazard control intervention. The interventions will be primarily interim controls with component replacement where most effective. Lead Hazard Control work focuses on eligible properties within the city, primarily in properties in which children under six years of age have Elevated Blood Levels (EBLLs). Work includes intake, lead inspection/risk assessment/clearance of eligible properties, lead hazard control strategies, historic preservation, specification development, financing of the interventions, relocation when needed, construction, education and information efforts, and program evaluation.

The grant period is through July 2024 and Urban Development intends to re-apply for another three-year grant to continue the program.

Actions planned to reduce the number of poverty-level families

Reducing the number of families living at the poverty-level can only be accomplished with a community-wide effort: HUD programs cannot do it all.

The work of social service providers in efforts to achieve this goal include programs offered by the Community Action Partnership (CAP) of Lancaster and Saunders Counties, a nonprofit agency that has often been a leader in reducing poverty by working with families in moving them towards self-sufficiency. Lincoln's CoC and other agencies provide case management targeted at special populations such as people with developmental disabilities or illness or people with substance abuse problems. Examples of such agencies are St. Monica's, Fresh Start, Catholic Social Services, Cedar's Youth Services, CenterPointe, and Vocational Rehabilitation. The Center for People in Need is also a community leader in working to reduce poverty. Its mission is to provide comprehensive services and opportunities to support low-income, high needs families and individuals as they strive to lift themselves out of poverty and achieve economic self-sufficiency. In support of this mission, they assist other human service agencies that are providing for the social and economic needs of low-income, high needs families and individuals; provide for the emergency, basic needs of families through delivery of direct services; actively advocate for systemic changes through federal, state and local policy makers; and develop and support educational programs, increase job training, and improve computer skills for low-income workers.

Beginning in 2014, the Lincoln Community Foundation commissioned the University of Nebraska Public Policy Center to complete a significant effort called Lincoln Vital Signs. Following the release of the report, the Lincoln Community Foundation provided leadership and brought community leaders together to launch Prosper Lincoln, a new initiative to obtain input and ideas about addressing the Vital Signs findings. Vital Signs continues to be updated periodically and Prosper Lincoln has expanded to include five priority areas: Early Childhood, Innovative Workforce, Affordable Housing, Strong Neighborhoods, and Civic Investments. Efforts in these five areas represent significant private sector involvement in addressing poverty in Lincoln.

Providing affordable housing is a primary goal for reducing poverty. In keeping with the goals,

programs, and policies outlined in this Strategic Plan, Urban Development works and coordinates with the agencies listed below and others in producing and preserving affordable housing stock:

- NeighborWorks Lincoln through the Homebuyer Training, Troubled Property, RESCUE and the First Home Programs. NeighborWorks has launched a Community Land Trust creating quality, affordable housing for homeownership and rental units.
- Habitat for Humanity purchasing lots to build new affordable housing.
- The Lincoln Housing Authority which administers the Security Deposit Program.
- The League of Human Dignity which operates the Barrier Removal Program.
- South of Downtown Community Development Organization developing affordable housing in conjunction with NWL's Community Land Trust.
- Community Development Resources (CDR) providing funding for affordable housing.
- NIFA and private developers in Low Income Housing Tax Credit (LIHTC) projects.

Good paying jobs are also a priority goal for reducing poverty. The Greater Lincoln Workforce Development Board oversees the implementation and operation of the Lincoln Area Workforce System and the American Job Center that offers expanded services to job seekers and area businesses.

Actions planned to develop institutional structure

The City of Lincoln has a well-established institutional structure. Urban Development continues to participate in a number of initiatives and activities to strengthen this structure and to enhance coordination. Activities include the following:

- Working with community groups and coalitions on the topic of affordable housing including CDR, NHR, Habitat for Humanity, NeighborWorks, the Lincoln Community Foundation and others.
- Implementing the *Lincoln Affordable Housing Coordinated Action Plan*.
- Working with the Lincoln Housing Authority, in partnership with Lincoln Public Schools on affordable housing projects and programs.
- Working with the Lincoln Public Schools, and Community partners to support Community Learning Centers.
- Working with Neighborworks®Lincoln on neighborhood issues and affordable housing.
- Working with the South of Downtown Community Development Organization, Collective Impact Lincoln, and NeighborWorks Lincoln on neighborhood issues and housing affordability.
- Working with the Nebraska Department of Economic Development on creating affordable housing.
- Supporting the League of Human Dignity to assist low-income people with disabilities to remove or modify architectural barriers in their homes.
- Participating in the Problem Resolution Team which is a group of City staff, Mayor, and City

Council representatives that address problem properties.

- A staff member is an active member of the Continuum of Care and the Homeless Coalition.
- Support for, and working with, Stronger Safer Neighborhoods.
- Implement Fair Housing goals.
- Involvement with Prosper Lincoln.

Actions planned to enhance coordination between public and private housing and social service agencies

Coordination currently exists on an on-going basis that will continue through Urban Development staff involvement with housing providers, community groups/coalitions, and social service agencies. Staff relationships that exist with the Lincoln Housing Authority, NeighborWorks Lincoln, Habitat for Humanity and the League of Human Dignity, Prosper Lincoln, and CDR, for example, benefit from other established relationships with the CoC member agencies, Cause Collective (previously the Social Service Federation) and other social service providers. Efforts range from participation in monthly member board meetings and other general meetings to regular phone calls and communication on an as-needed basis.

Discussion:

N/A

Program Specific Requirements

AP-90 Program Specific Requirements – 91.220(I)(1,2,4)

Introduction:

The City of Lincoln receives funding from three Federal grant programs, Community Development Block Grant, Home Investment Partnership Program and Emergency Solutions Grant Program. These three grant programs combined will bring \$3,348,638 to Lincoln to support affordable housing, homelessness, and community development. CDBG and HOME program income bring \$1,155,000 in additional funding for a total of \$4,503,638 for the first year of the Consolidated Plan. All consecutive years use these same amounts as an estimate of the future entitlement funds to be received. Not included in this total are resources contributed by the State of Nebraska, Department of Health & Human Services, Homeless Shelter Assistance Trust Fund dollars which average 525,000 per year.

Community Development Block Grant Program (CDBG) Reference 24 CFR 91.220(I)(1)

Projects planned with all CDBG funds expected to be available during the year are identified in the Projects Table. The following identifies program income that is available for use that is included in projects to be carried out.

1. The total amount of program income that will have been received before the start of the next program year and that has not yet been reprogrammed	0
2. The amount of proceeds from section 108 loan guarantees that will be used during the year to address the priority needs and specific objectives identified in the grantee's strategic plan.	0
3. The amount of surplus funds from urban renewal settlements	0
4. The amount of any grant funds returned to the line of credit for which the planned use has not been included in a prior statement or plan	0
5. The amount of income from float-funded activities	0
Total Program Income:	0

Other CDBG Requirements

1. The amount of urgent need activities	0
2. The estimated percentage of CDBG funds that will be used for activities that benefit persons of low and moderate income. Overall Benefit - A consecutive period of one, two or three years may be used to determine that a minimum overall benefit of 70% of CDBG funds is used to benefit persons of low and moderate income. Specify the years covered that include this Annual Action Plan.	80.00%

**HOME Investment Partnership Program (HOME)
Reference 24 CFR 91.220(l)(2)**

1. A description of other forms of investment being used beyond those identified in Section 92.205 is as follows:

The City of Lincoln does not use other forms of investment beyond those identified in Section 92.205.

2. A description of the guidelines that will be used for resale or recapture of HOME funds when used for homebuyer activities as required in 92.254, is as follows:

The City of Lincoln reduces the amount of direct HOME subsidy received by the homebuyer on a pro-rata basis for the time the homebuyer has owned and occupied the housing, measured against the required affordability period. The resulting ratio is used to determine how much of the direct HOME subsidy the City will recapture. The prorated amount is calculated annually on each anniversary of the signing of the promissory note. The prorated amount recaptured by the City will not exceed what is available from net proceeds.

3. A description of the guidelines for resale or recapture that ensures the affordability of units acquired with HOME funds? See 24 CFR 92.254(a)(4) are as follows:

All properties acquired with HOME funds are rehabilitated or redeveloped. The buyer must complete homebuyer training and use the First Home Program for down payment assistance. The buyer will follow the guidelines for recapture as described above for home buyer activities.

4. Plans for using HOME funds to refinance existing debt secured by multifamily housing that is rehabilitated with HOME funds along with a description of the refinancing guidelines required that will be used under 24 CFR 92.206(b), are as follows:

The City of Lincoln does not use HOME funds to refinance existing debt secured by multifamily housing.

5. If applicable to a planned HOME TBRA activity, a description of the preference for persons with special needs or disabilities. (See 24 CFR 92.209(c)(2)(i) and CFR 91.220(l)(2)(vii)). <TYPE=[text] REPORT_GUID=[A0BBB986408D8C25582AC4BE59FA99C5]>

N/A

6. If applicable to a planned HOME TBRA activity, a description of how the preference for a specific category of individuals with disabilities (e.g. persons with HIV/AIDS or chronic mental illness) will narrow the gap in benefits and the preference is needed to narrow the gap in benefits and services received by such persons. (See 24 CFR 92.209(c)(2)(ii) and 91.220(l)(2)(vii)).

N/A

7. If applicable, a description of any preference or limitation for rental housing projects. (See 24 CFR 92.253(d)(3) and CFR 91.220(l)(2)(vii)). Note: Preferences cannot be administered in a manner that limits the opportunities of persons on any basis prohibited by the laws listed under 24 CFR 5.105(a).

N/A

Emergency Solutions Grant (ESG) Reference 91.220(l)(4)

1. Include written standards for providing ESG assistance (may include as attachment)

ESG standards can be found at through this

link: <http://lincoln.ne.gov/city/urban/comdev/pdf/homeless/NHAP%20ESG%20Standards%20-%20UDD.pdf>

2. If the Continuum of Care has established centralized or coordinated assessment system that meets HUD requirements, describe that centralized or coordinated assessment system.

The Lincoln CoC has fully implemented the All Doors Lead Home Coordinated Entry System (ADLH) having fully implemented on January 15th 2018 meeting the HUD implementation deadline and having achieved full compliance with the Coordinated Entry requirements established in 24 CFR 578.7(a)(8), 24 CFR 576.400(d) (e), and Notice CPD-17-01. The Lincoln ALDH system has met all required elements of CE, 27 of 39 recommended and 13 of 17 optional elements.

ALDH is a no wrong door CE system utilizing the Homeless Management Information System (HMIS) as the data backbone. There are multiple public doors (communicated and advertised as entry points) identified as primary entry points to the system with additional non-public doors (not advertised as entry points), including victim service provider programs, that all provide initial assessment using a common assessment, a common referral process into to the by name lists stored in the HMIS, standardized prioritization based upon multiple elements including chronicity, length of time homeless, and vulnerability, and a standard process for housing programs to identify and begin the process of housing homeless in order of priority. Weekly case conferencing is also done as part of the ADLH CE process for the entire BNL including for Transition Age Youth and U.S Military Veterans.

The city of Lincoln will have a minimum of one homeless or formerly homeless individual on the ESG review committee to provide input and regarding policies and funding decisions.

3. Identify the process for making sub-awards and describe how the ESG allocation available to private nonprofit organizations (including community and faith-based organizations).

The City of Lincoln administers a Request for Proposals to allocate funds to eligible private nonprofit organizations in the community. The City notifies agencies of the availability of the RFP thru Lincoln's CoC network (via the CoC mailing list, at CoC meetings and sub-committee meetings, on the CoC's website), and also by posting on the City of Lincoln's website. A review committee comprised of homeless stakeholders, representatives from state and local government, business associations, and other social service providers review and rank each application based on a standardized scoring system, which is pegged to ESG standards that have been developed by the CoC. Allocations are determined by scoring, and ultimately approved by the CoC Executive Committee. The CoC has policy and procedures in place to ensure no conflict-of-interest issues are at stake for reviewers, as well as policy for addressing concerns from applicants' post-award notice.

ESG funds are administered according to the Emergency Solutions Federal Regulations, effective January 4, 2012. Regarding sub-awards and ESG allocation to nonprofit and faith-based organizations, the City of Lincoln will follow requirements in the Federal Regulations, in particular, ESG regulations subpart B, C, and E.

4. If the jurisdiction is unable to meet the homeless participation requirement in 24 CFR 576.405(a), the jurisdiction must specify its plan for reaching out to and consulting with homeless or formerly homeless individuals in considering policies and funding decisions regarding facilities and services funded under ESG.

The city of Lincoln will have a minimum of one homeless or formerly homeless individual on the ESG review committee to provide input and regarding policies and funding decisions.

5. Describe performance standards for evaluating ESG.

ESG performance standards can be found at this link: <http://lincoln.ne.gov/city/urban/comdev/pdf/homeless/NHAP%20ESG%20Standards%20-%20UDD.pdf>

N/A

Appendix - Alternate/Local Data Sources

1	Data Source Name 2012 HMIS AHAR (Sheltered) and 2013 PIT Count
	List the name of the organization or individual who originated the data set. Lincoln CoC
	Provide a brief summary of the data set. .
	What was the purpose for developing this data set? .
	Provide the year (and optionally month, or month and day) for when the data was collected. .
	Briefly describe the methodology for the data collection. .
	Describe the total population from which the sample was taken. .
	Describe the demographics of the respondents or characteristics of the unit of measure, and the number of respondents or units surveyed. Homeless, Near Homeless, None Homeless Special Needs

2	Data Source Name Lincoln Community SCAN
	List the name of the organization or individual who originated the data set. City of Lincoln University of Nebraska NeighborWorks - Lincoln
	Provide a brief summary of the data set. Housing Assesment Data
	What was the purpose for developing this data set? To provide all the partners with data in which they can complete projects and improve/address Lincoln
	Provide the year (and optionally month, or month and day) for when the data was collected. 08/2010 - Present
	Briefly describe the methodology for the data collection. Community advocates trained Objective and subjective measures Visual analysis
	Describe the total population from which the sample was taken. approximately 7,000 parcels are done.
	Describe the demographics of the respondents or characteristics of the unit of measure, and the number of respondents or units surveyed. Please contact the Uiversity of Nebraska Lincoln for area summaries.
3	Data Source Name Lancaster County Assessor
	List the name of the organization or individual who originated the data set. Lancaster County / City of Lincoln
	Provide a brief summary of the data set. Housing Assessor Data
	What was the purpose for developing this data set? .
	Provide the year (and optionally month, or month and day) for when the data was collected. .

	<p>Briefly describe the methodology for the data collection.</p> <p>.</p>
	<p>Describe the total population from which the sample was taken.</p> <p>.</p>
	<p>Describe the demographics of the respondents or characteristics of the unit of measure, and the number of respondents or units surveyed.</p> <p>.</p>
4	<p>Data Source Name</p> <p>Nebraska Department of Labor</p>
	<p>List the name of the organization or individual who originated the data set.</p> <p>State of Nebraska</p>
	<p>Provide a brief summary of the data set.</p> <p>.</p>
	<p>What was the purpose for developing this data set?</p> <p>.</p>
	<p>Provide the year (and optionally month, or month and day) for when the data was collected.</p> <p>.</p>
	<p>Briefly describe the methodology for the data collection.</p> <p>.</p>
	<p>Describe the total population from which the sample was taken.</p> <p>.</p>
	<p>Describe the demographics of the respondents or characteristics of the unit of measure, and the number of respondents or units surveyed.</p> <p>.</p>
5	<p>Data Source Name</p> <p>Lincoln Realtors Association: 2012 Market Summary</p>
	<p>List the name of the organization or individual who originated the data set.</p> <p>Lincoln Realtors Association of Lincoln</p>
	<p>Provide a brief summary of the data set.</p> <p>Reports based on data fom the MLS system</p>
	<p>What was the purpose for developing this data set?</p> <p>.</p>

	<p>How comprehensive is the coverage of this administrative data? Is data collection concentrated in one geographic area or among a certain population?</p> <p>.</p>
	<p>What time period (provide the year, and optionally month, or month and day) is covered by this data set?</p> <p>2012</p>
	<p>What is the status of the data set (complete, in progress, or planned)?</p> <p>Complete</p>
6	<p>Data Source Name</p> <p>US Census Bureau (Decennial and ACS Data)</p>
	<p>List the name of the organization or individual who originated the data set.</p> <p>US Census Bureau (Decennial and ACS Data)</p>
	<p>Provide a brief summary of the data set.</p> <p>US Census Bureau (Decennial and ACS Data)</p>
	<p>What was the purpose for developing this data set?</p> <p>US Census Bureau (Decennial and ACS Data)</p>
	<p>Provide the year (and optionally month, or month and day) for when the data was collected.</p> <p>US Census Bureau (Decennial and ACS Data) decade and yearly. Lincoln will use 5 year ACS data when possible.</p>
	<p>Briefly describe the methodology for the data collection.</p> <p>Please refer to US Census Bureau (Decennial and ACS Data) collection material and methodology</p>
	<p>Describe the total population from which the sample was taken.</p> <p>Please refer to US Census Bureau (Decennial and ACS Data) collection material and methodology</p>
	<p>Describe the demographics of the respondents or characteristics of the unit of measure, and the number of respondents or units surveyed.</p> <p>Please refer to US Census Bureau (Decennial and ACS Data) collection material and methodology</p>
7	<p>Data Source Name</p> <p>AFH Community Survey</p>
	<p>List the name of the organization or individual who originated the data set.</p> <p>City of Lincoln & The Lincoln Housing Authority</p>

	<p>Provide a brief summary of the data set.</p> <p>94 questions. 767 Responses. 331 responses from City/County employees & associated website traffic 170 responses from Lincoln housing authority contacts 108 responses from the Human Service Federation 93 responses from the neighborhood association, homeowner association and mayors roundtable contacts 65 responses from focus group participants and related contacts</p>
	<p>What was the purpose for developing this data set?</p> <p>To further our consolidated planning process primarily for our assessment of fair housing and the subsequent strategic plan.</p>
	<p>Provide the year (and optionally month, or month and day) for when the data was collected.</p> <p>07/18/17 thru 07/31/17</p>
	<p>Briefly describe the methodology for the data collection.</p> <p>Survey Monkey. Additional information can be found by reading the assessment of fair housing - now the analysis of impediments - at http://lincoln.ne.gov/city/urban/AFFH/pdf/AFHNov2017.pdf</p>
	<p>Describe the total population from which the sample was taken.</p> <p>Lancaster and Seward County. Additional information can be found by reading the assessment of fair housing - now the analysis of impediments - at http://lincoln.ne.gov/city/urban/AFFH/pdf/AFHNov2017.pdf</p>
	<p>Describe the demographics of the respondents or characteristics of the unit of measure, and the number of respondents or units surveyed.</p> <p>Additional information can be found by reading the assessment of fair housing - now the analysis of impediments - at http://lincoln.ne.gov/city/urban/AFFH/pdf/AFHNov2017.pdf</p>
8	<p>Data Source Name</p> <p>City of Lincoln: Building and Safety Data</p>
	<p>List the name of the organization or individual who originated the data set.</p> <p>City of Lincoln</p>
	<p>Provide a brief summary of the data set.</p> <p>A list of all new development and alteration development</p>
	<p>What was the purpose for developing this data set?</p> <p>NA</p>
	<p>Provide the year (and optionally month, or month and day) for when the data was collected.</p> <p>NA</p>

	<p>Briefly describe the methodology for the data collection.</p> <p>NA</p>
	<p>Describe the total population from which the sample was taken.</p> <p>NA</p>
	<p>Describe the demographics of the respondents or characteristics of the unit of measure, and the number of respondents or units surveyed.</p> <p>NA</p>
9	<p>Data Source Name</p> <p>Midlands Listing Service</p>
	<p>List the name of the organization or individual who originated the data set.</p> <p>City of Lincoln</p>
	<p>Provide a brief summary of the data set.</p> <p>A dataset of all home sales in Lancaster County for the past five years</p>
	<p>What was the purpose for developing this data set?</p> <p>NA</p>
	<p>Provide the year (and optionally month, or month and day) for when the data was collected.</p> <p>NA</p>
	<p>Briefly describe the methodology for the data collection.</p> <p>NA</p>
	<p>Describe the total population from which the sample was taken.</p> <p>NA</p>
	<p>Describe the demographics of the respondents or characteristics of the unit of measure, and the number of respondents or units surveyed.</p> <p>NA</p>
10	<p>Data Source Name</p> <p>Community Health Endowment</p>
	<p>List the name of the organization or individual who originated the data set.</p> <p>Community Health Endowment, City of Lincoln</p>
	<p>Provide a brief summary of the data set.</p> <p>CHE initiated the 'Place Matters Community Mapping Project' to answer this question. By mapping factors such as poverty, obesity, access to health care, and more, we can get a more complete picture of health in Lincoln.</p>

	<p>What was the purpose for developing this data set?</p> <p>NA</p>
	<p>Provide the year (and optionally month, or month and day) for when the data was collected.</p> <p>NA</p>
	<p>Briefly describe the methodology for the data collection.</p> <p>NA</p>
	<p>Describe the total population from which the sample was taken.</p> <p>NA</p>
	<p>Describe the demographics of the respondents or characteristics of the unit of measure, and the number of respondents or units surveyed.</p> <p>NA</p>
11	<p>Data Source Name</p> <p>Lincoln's Open Data Portal</p>
	<p>List the name of the organization or individual who originated the data set.</p> <p>City of Lincoln</p>
	<p>Provide a brief summary of the data set.</p> <p>http://opendata.lincoln.ne.gov/</p>
	<p>What was the purpose for developing this data set?</p> <p>NA</p>
	<p>Provide the year (and optionally month, or month and day) for when the data was collected.</p> <p>NA</p>
	<p>Briefly describe the methodology for the data collection.</p> <p>NA</p>
	<p>Describe the total population from which the sample was taken.</p> <p>NA</p>
	<p>Describe the demographics of the respondents or characteristics of the unit of measure, and the number of respondents or units surveyed.</p> <p>NA</p>
12	<p>Data Source Name</p> <p>Annual HMIS CoC PIT Count</p>
	<p>List the name of the organization or individual who originated the data set.</p> <p>Lincoln CoC</p>

<p>Provide a brief summary of the data set.</p> <p>.</p>
<p>What was the purpose for developing this data set?</p> <p>.</p>
<p>Provide the year (and optionally month, or month and day) for when the data was collected.</p> <p>.</p>
<p>Briefly describe the methodology for the data collection.</p> <p>.</p>
<p>Describe the total population from which the sample was taken.</p> <p>.</p>
<p>Describe the demographics of the respondents or characteristics of the unit of measure, and the number of respondents or units surveyed.</p> <p>.</p>