

LTU – TRANSPORTATION

Project Title	FY2025	FY2026	FY2027	FY2028	FY2029	FY2030	Total
City Street Lights	\$3,700,000	\$3,700,000	\$3,700,000	\$3,700,000	\$3,700,000	\$3,700,000	\$22,200,000
South Municipal Services Center (Transportation)	\$1,500,000	\$0	\$0	\$0	\$0	\$0	\$1,500,000
Transportation Sidewalk Program	\$1,570,000	\$1,570,000	\$2,298,637	\$2,528,501	\$2,781,351	\$3,059,486	\$13,807,975
Transportation System Growth	\$8,484,500	\$5,023,516	\$4,054,538	\$4,090,083	\$4,125,985	\$4,162,245	\$29,940,867
Transportation System Optimization	\$9,908,625	\$9,813,344	\$9,370,301	\$9,990,318	\$9,613,226	\$9,470,138	\$58,165,952
Transportation System Preservation	\$24,723,615	\$17,430,287	\$9,660,880	\$10,107,802	\$9,664,295	\$8,940,266	\$80,527,145
Total:	\$49,886,740	\$37,537,147	\$29,084,356	\$30,416,704	\$29,884,857	\$29,332,135	\$206,141,939

Funding Source	FY2025	FY2026	FY2027	FY2028	FY2029	FY2030	Total
City Wheel Tax, New Construction	\$6,969,000	\$7,038,690	\$7,109,077	\$7,180,167	\$7,251,970	\$7,324,490	\$42,873,394
City Wheel Tax, Residential Rehabilitation Fund	\$2,929,000	\$2,958,290	\$2,987,873	\$3,017,752	\$3,047,929	\$3,078,408	\$18,019,252
COPs	\$3,700,000	\$3,700,000	\$3,700,000	\$3,700,000	\$3,700,000	\$3,700,000	\$22,200,000
General Revenues	\$3,355,000	\$3,355,000	\$4,083,637	\$4,313,501	\$4,566,351	\$4,844,486	\$24,517,975
Highway Allocation Funds	\$4,925,490	\$8,000,983	\$2,572,246	\$3,404,816	\$2,344,125	\$1,231,034	\$22,478,694
Impact Fees	\$3,000,000	\$3,000,000	\$3,000,000	\$3,000,000	\$3,000,000	\$3,000,000	\$18,000,000
Other Financing	\$1,500,000	\$0	\$0	\$0	\$0	\$0	\$1,500,000
Railroad Transportation Safety District	\$200,000	\$0	\$0	\$0	\$0	\$0	\$200,000
Sales Tax (1/4 Cent)	\$18,000,000	\$4,016,685	\$0	\$0	\$0	\$0	\$22,016,685
State/Federal Aid – Capital	\$5,308,250	\$5,467,499	\$5,631,523	\$5,800,468	\$5,974,482	\$6,153,717	\$34,335,939
Total:	\$49,886,740	\$37,537,147	\$29,084,356	\$30,416,704	\$29,884,857	\$29,332,135	\$206,141,939

City Street Lights

Overview

Request Owner	Transportation CIP, Transportation
Department	0705-Transportation Oper & Maint
Type	Capital Improvement

Description

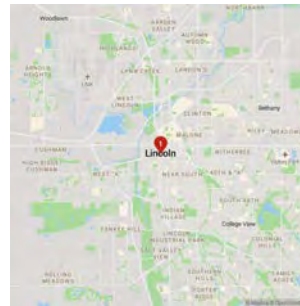
This project is the annual contribution toward street lights for the city-wide system.

Details

Status	Ongoing
Budget Outcome	Strong and Resilient City
Recommendation	Generally Conforms to the Plan

Location

Address: 555 South 10th Street



Funding Sources Breakdown

Funding Sources	FY2025	FY2026	FY2027	FY2028	FY2029	FY2030	Total
COPs	\$3,700,000	\$3,700,000	\$3,700,000	\$3,700,000	\$3,700,000	\$3,700,000	\$22,200,000
Total	\$3,700,000	\$3,700,000	\$3,700,000	\$3,700,000	\$3,700,000	\$3,700,000	\$22,200,000

South Municipal Services Center (Transportation)

Overview

Request Owner	Transportation CIP, Transportation
Department	0705-Transportation Oper & Maint
Type	Capital Improvement

Description

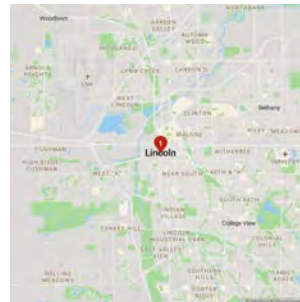
As the City grows, there is a continuing need to locate service and storage facilities to provide timely responses and efficient operations. The City is currently able to effectively deploy services like street maintenance, water main repairs, snow removal, and more from north locations like 949 W. Bond Street near the airport, and 3200 Baldwin Avenue. However, resources are currently deployed to south Lincoln from a location at 3180 South Street that has been in service since 1965. With significant city growth since then, deployment from this location creates significant lag time and increases fuel use. The South MSC project is for the identification and acquisition of land and building of facilities for co-location and consolidation of City services to better serve the entire community. Similar to how the MSC in north Lincoln operates, a South MSC would have Lincoln Transportation and Utilities act as the facilities developer/manager. The development of this project would include other City Departments in an analysis of needs and use. The proposed facility could serve as a replacement for several existing city facilities and/or additional satellite locations for departments including Lincoln Water System (LWS), Lincoln Wastewater (LWW), Transportation - Street Maintenance Operations (SMO), Solid Waste (SW), Lincoln Fire, and Lincoln Parks & Recreation (LPR). Final breakdown of costs to be determined.

Details

Status	Ongoing
Budget Outcome	Safe and Healthy City
Recommendation	In Conformance with the Plan

Location

Address: 555 South 10th Street



Funding Sources Breakdown

Funding Sources	FY2025	FY2026	FY2027	FY2028	FY2029	FY2030	Total
Other Financing	\$1,500,000	\$0	\$0	\$0	\$0	\$0	\$1,500,000
Total	\$1,500,000	\$0	\$0	\$0	\$0	\$0	\$1,500,000

Transportation Sidewalk Program

Overview

Request Owner	Transportation CIP, Transportation
Department	0705-Transportation Oper & Maint
Type	Capital Improvement

Description

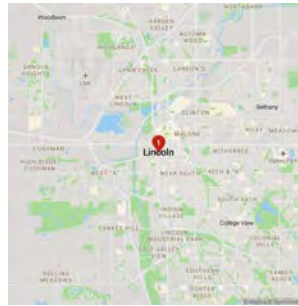
This program component focuses on sidewalk infrastructure assets including walks, curb ramps, and transition areas. This funding supports the administration's vision of a Strong and Resilient City. The activities include project development and delivery of projects that repair and rehabilitate sidewalks citywide. The project efforts include concrete panel replacement and leveling, sidewalk sawing and grinding, Americans with Disabilities Act (ADA) curb ramp construction, and segment sidewalk replacement.

Details

Status	Ongoing
Budget Outcome	Strong and Resilient City
Recommendation	In Conformance with the Plan

Location

Address: 555 South 10th Street



Funding Sources Breakdown

Funding Sources	FY2025	FY2026	FY2027	FY2028	FY2029	FY2030	Total
General Revenues	\$1,570,000	\$1,570,000	\$2,298,637	\$2,528,501	\$2,781,351	\$3,059,486	\$13,807,975
Total	\$1,570,000	\$1,570,000	\$2,298,637	\$2,528,501	\$2,781,351	\$3,059,486	\$13,807,975

Transportation System Growth

Overview

Request Owner	Transportation CIP, Transportation
Department	0705-Transportation Oper & Maint
Type	Capital Improvement

Description

This program component focuses on growth of new transportation system assets to be owned, maintained, and operated by Lincoln Transportation. This funding supports the administration's vision of a Vibrant City Economy and Quality of Life. The activities include program management and project development of additional streets, bridges/structures, intersections, traffic signals, active transportation infrastructure, and technology enhancements that support the Climate Action Plan in new growth areas. Projects include new streets and transportation right-of-way improvements, new bridges & support structures, roundabouts, signal system hardware, facilities/sites, and major upgrades to the fringe area street network.

Future projects and programs include, but are not limited to:

- N 56th & Arbor
- S. 98th St (within City limits)

In April 2019, the City of Lincoln voters approved a six-year, 1/4 cent sales tax to be used for street improvements and construction (aka – Lincoln on the Move funding). This new revenue collection began October 1, 2019. The ballot language directed a minimum of 25% must be apportioned to construction of new non-residential streets to promote private investment, 1.5% to be apportioned for the 33rd & Cornhusker project in conjunction with the Railroad Transportation Safety District (RTSD) agency funding, and the remaining up to 73.5% to be apportioned to repair and rehabilitate existing street infrastructure. The exact percentage may be subject to variation based on the project recommendations of the Advisory Committee on Transportation (ACT) and public input. The collection of this revenue will end September 30, 2025 which is why the amount is reduced in FY 2025/2026.

A full list of these street improvement and construction projects can be found at:

<https://www.lincoln.ne.gov/city/ltu/streets/projects/growth.htm> (<https://www.lincoln.ne.gov/city/ltu/streets/projects/growth.htm>)

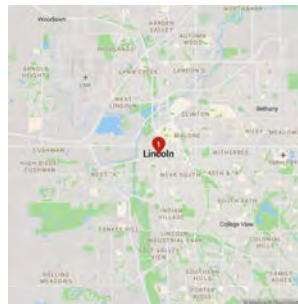
Impact fees represent a total for directed impact fees (\$2,000,000) and non-directed impact fees (\$500,000).

Details

Status	Ongoing
Budget Outcome	Vibrant City Economy and Quality of Life
Recommendation	In Conformance with the Plan

Location

Address: 555 South 10th Street



Funding Sources Breakdown

Funding Sources	FY2025	FY2026	FY2027	FY2028	FY2029	FY2030	Total
City Wheel Tax, New Construction	\$1,484,500	\$1,519,345	\$1,554,538	\$1,590,083	\$1,625,985	\$1,662,245	\$9,436,696
Impact Fees	\$2,500,000	\$2,500,000	\$2,500,000	\$2,500,000	\$2,500,000	\$2,500,000	\$15,000,000
Sales Tax (1/4 Cent)	\$4,500,000	\$1,004,171	\$0	\$0	\$0	\$0	\$5,504,171
Total	\$8,484,500	\$5,023,516	\$4,054,538	\$4,090,083	\$4,125,985	\$4,162,245	\$29,940,867

Transportation System Optimization

Overview

Request Owner	Transportation CIP, Transportation
Department	0705-Transportation Oper & Maint
Type	Capital Improvement

Description

This program component focuses on optimization of transportation system assets owned, maintained, and operated by Lincoln Transportation. This funding supports the administration's vision of a Strong and Resilient City. The activities include program management and engineering studies to create a safe, effective, and efficient transportation system along with implementation of intersection safety and operational improvements, signal system optimization, increasing the capacity of streets (widening), structures within the built environment, turn lanes, complete streets concepts, active transportation deployment, and technology enhancements which help support the Climate Action Plan.

The project efforts include street and intersection modifications, traffic control, roundabouts, new signal system hardware, adding lanes to existing streets, modification of existing lanes to improve safety and operations, street access improvements, mobility improvements, signing and markings, and transportation system management infrastructure. Construction and deployments are typically focused within the built environment.

Future projects and programs include, but are not limited to:

- Adams Street, N. 36th to N. 48th
- "A" Street, S. 40th to S. 56th
- 33rd & Cornhusker/Adams crossings with the BNSF Rail Corridor (RTSD)
- Cotner Boulevard, O Street to Starr
- A Street, 6th to 17th
- N 14th corridor

More details related to the Optimization programs, street improvements, and construction projects and additional information can be found at: the city's website lincoln.ne.gov (Keyword search: projects) Funding Information: Transportation System Optimization is funded by the Construction fund portion of the Street Improvement Vehicle Tax (aka - Wheel Tax); Highway Allocations Funds received from the State of Nebraska (consists of Motor Fuel Taxes, Registrations, Sales Tax, and Build Nebraska Act); Federal Aid in the form of Surface Transportation Block Grant Program (STBGP) funds received through the Lincoln / Lancaster County Metropolitan Planning Organization programming and selection process and Impact Fees.

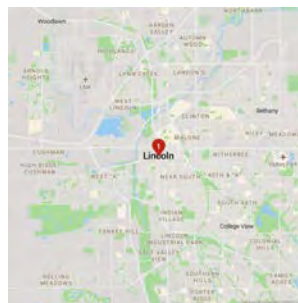
In April 2019, the City of Lincoln voters approved a six-year, 1/4 cent sales tax to be used for street improvements and construction (aka – Lincoln on the Move funding). This new revenue collection began October 1, 2019. The ballot language directed a minimum of 25% must be apportioned to construction of new non-residential streets to promote private investment, 1.5% to be apportioned for the 33rd & Cornhusker project in conjunction with the Railroad Transportation Safety District (RTSD) agency funding, and the remaining up to 73.5% to be apportioned to repair and rehabilitate existing street infrastructure. The exact percentage may be subject to variation based on the project recommendations of the Advisory Committee on Transportation (ACT) and public input. The collection of this revenue will end September 30, 2025 which is why the amount is reduced in FY 2025/2026.

Details

Status	Ongoing
Budget Outcome	Strong and Resilient City
Recommendation	In Conformance with the Plan

Location

Address: 555 South 10th Street



Funding Sources Breakdown

Funding Sources	FY2025	FY2026	FY2027	FY2028	FY2029	FY2030	Total
City Wheel Tax, New Construction	\$5,484,500	\$5,519,345	\$5,554,539	\$5,590,084	\$5,625,985	\$5,662,245	\$33,436,698
Highway Allocation Funds	\$1,000,000	\$1,000,000	\$500,000	\$1,000,000	\$500,000	\$231,034	\$4,231,034
Impact Fees	\$500,000	\$500,000	\$500,000	\$500,000	\$500,000	\$500,000	\$3,000,000
Sales Tax (1/4 Cent)	\$270,000	\$60,250	\$0	\$0	\$0	\$0	\$330,250
State/Federal Aid – Capital	\$2,654,125	\$2,733,749	\$2,815,762	\$2,900,234	\$2,987,241	\$3,076,859	\$17,167,970
Total	\$9,908,625	\$9,813,344	\$9,370,301	\$9,990,318	\$9,613,226	\$9,470,138	\$58,165,952

Transportation System Preservation

Overview

Request Owner	Transportation CIP, Transportation
Department	0705-Transportation Oper & Maint
Type	Capital Improvement

Description

This program component focuses on preservation of transportation system assets owned, maintained, and operated by Lincoln Transportation. This funding supports the administration's vision of a Strong and Resilient City. The activities include program management, project development, and delivery of infrastructure and products for the rehabilitation and replacement of streets, intersections, traffic signals, bridges, structures, signing, marking, and city transportation facilities. The project efforts include concrete repairs, asphalt mill & overlay, surface treatments, signal structures and equipment replacement, bridge/structure work, facility rehab and improvements, and other transportation system preservation & rehabilitation efforts.

Future projects and programs include, but are not limited to:

- S. 56th from Spruce Street to Van Dorn Street
- Randolph from Capitol Parkway to S. 40th Street
- Multiple Residential Neighborhood Rehabilitation and Repair Packages
- Asphalt Rejuvenation and Concrete Sealing Projects
- Signal Structure Removals and Rehabilitation
- Intersection Improvements and Rehabilitation
- Pavement Marking and Signing Replacement Programs
- Facility Rehab and Modernization

More details related to the System Preservation programs, street improvements, and additional construction project schedules can be found at: the city's website lincoln.ne.gov (Keyword search: projects)

Funding Information:

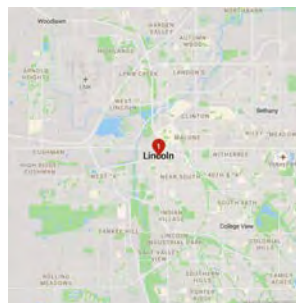
Transportation System Preservation is funded by the Residential Rehabilitation portion of the Street Improvement Vehicle Tax (aka - Wheel Tax); Highway Allocations Funds received from the State of Nebraska (consists of Motor Fuel Taxes, Registrations, Sales Tax, and Build Nebraska Act); Federal Aid in the form of Surface Transportation Block Grant Program (STBGP) funds received through the Lincoln / Lancaster County Metropolitan Planning Organization, Highway Bridge Buyback Program (HBP) administered through NDOT and General Revenues from the City's collection of property tax and sales tax.

In April 2019, the City of Lincoln voters approved a six-year, 1/4 cent sales tax to be used for street improvements and construction (aka - Lincoln on the Move funding). This new revenue collection began October 1, 2019. The ballot language directed a minimum of 25% must be apportioned to construction of new non-residential streets to promote private investment, 1.5% to be apportioned for the 33rd & Cornhusker project in conjunction with the Railroad Transportation Safety District (RTSD) agency funding, and the remaining up to 73.5% to be apportioned to repair and rehabilitate existing street infrastructure. The exact percentage may be subject to variation based on the project recommendations of the Advisory Committee on Transportation (ACT) and public input. The collection of this revenue will end September 30, 2025 which is why the amount is reduced in FY 2025/2026.

Details

Status	Ongoing
Budget Outcome	Strong and Resilient City
Recommendation	In Conformance with the Plan

Location



Funding Sources Breakdown

Funding Sources	FY2025	FY2026	FY2027	FY2028	FY2029	FY2030	Total
City Wheel Tax, Residential Rehabilitation Fund	\$2,929,000	\$2,958,290	\$2,987,873	\$3,017,752	\$3,047,929	\$3,078,408	\$18,019,252
General Revenues	\$1,785,000	\$1,785,000	\$1,785,000	\$1,785,000	\$1,785,000	\$1,785,000	\$10,710,000
Highway Allocation Funds	\$3,925,490	\$7,000,983	\$2,072,246	\$2,404,816	\$1,844,125	\$1,000,000	\$18,247,660
Railroad Transportation Safety District	\$200,000	\$0	\$0	\$0	\$0	\$0	\$200,000
Sales Tax (1/4 Cent)	\$13,230,000	\$2,952,264	\$0	\$0	\$0	\$0	\$16,182,264
State/Federal Aid – Capital	\$2,654,125	\$2,733,750	\$2,815,761	\$2,900,234	\$2,987,241	\$3,076,858	\$17,167,969
Total	\$24,723,615	\$17,430,287	\$9,660,880	\$10,107,802	\$9,664,295	\$8,940,266	\$80,527,145