

PARKS & RECREATION

Project Title	FY2025	FY2026	FY2027	FY2028	FY2029	FY2030	Total
ADA Compliance Improvements	\$320,000	\$75,000	\$365,000	\$165,000	\$210,000	\$280,000	\$1,415,000
Area/Ballfield/Play Court Lighting	\$125,000	\$325,000	\$95,000	\$100,000	\$130,000	\$155,000	\$930,000
Asset Management System	\$17,000	\$17,000	\$17,000	\$17,000	\$17,000	\$17,000	\$102,000
Backflow Prevention Compliance Program	\$30,000	\$45,000	\$45,000	\$45,000	\$45,000	\$45,000	\$255,000
Ballfields/Playfields	\$20,000	\$20,000	\$10,000	\$10,000	\$15,000	\$15,000	\$90,000
Building/Structure Flooring & Wall Treatments	\$43,000	\$23,000	\$28,000	\$28,000	\$33,000	\$33,000	\$188,000
Building/Structure Roofing	\$75,000	\$75,000	\$75,000	\$75,000	\$75,000	\$75,000	\$450,000
Communications Towers	\$0	\$0	\$0	\$0	\$25,000	\$0	\$25,000
Community Forestry Management Planning	\$1,375,000	\$0	\$0	\$0	\$0	\$0	\$1,375,000
Commuter/Recreation Trails	\$2,914,600	\$1,661,200	\$50,000	\$55,000	\$55,000	\$55,000	\$4,790,800
Cornhusker Highway Entryway Corridor Improvements	\$0	\$0	\$1,500,000	\$0	\$0	\$0	\$1,500,000
Drainage Channel Stabilization/Erosion Control/Dams	\$0	\$10,000	\$10,000	\$10,000	\$10,000	\$10,000	\$50,000
Emerald Ash Borer (EAB) Treatment and Recovery	\$366,000	\$377,000	\$388,400	\$400,100	\$412,100	\$424,400	\$2,368,000
Facility Renovations & Community Growth Projects	\$0	\$0	\$0	\$0	\$30,000,000	\$0	\$30,000,000
Golf Course Clubhouse	\$0	\$354,500	\$50,000	\$250,000	\$0	\$300,000	\$954,500
Golf Course Hard Surfacing	\$27,600	\$228,600	\$550,000	\$200,000	\$0	\$304,800	\$1,311,000
Golf Course Infrastructure	\$15,000	\$150,000	\$163,900	\$270,500	\$0	\$250,000	\$849,400
Golf Course Irrigation Systems	\$1,100,000	\$50,000	\$75,000	\$75,000	\$1,052,400	\$50,000	\$2,402,400
Golf Course Trees/Landscaping	\$0	\$50,000	\$0	\$50,000	\$0	\$150,000	\$250,000
Hard Surfacing	\$360,000	\$690,000	\$795,000	\$820,000	\$900,000	\$965,000	\$4,530,000
HVAC Systems	\$166,000	\$183,000	\$185,000	\$188,000	\$190,000	\$190,000	\$1,102,000
Irrigation Systems	\$15,000	\$15,000	\$15,000	\$20,000	\$25,000	\$25,000	\$115,000
Jensen Park Development	\$18,000	\$18,000	\$18,000	\$18,000	\$18,000	\$18,000	\$108,000
Lincoln Cares Program	\$15,000	\$15,000	\$15,000	\$15,000	\$15,000	\$15,000	\$90,000
Livable Neighborhoods (Parks & Recreation)	\$35,000	\$35,000	\$35,000	\$35,000	\$35,000	\$35,000	\$210,000
Mech/Elec Systems and Pool Pumps	\$195,000	\$155,000	\$155,000	\$155,000	\$155,000	\$165,000	\$980,000
Neighborhood Park Land Acquisition & Development - I.F. Zone 1	\$70,200	\$27,500	\$0	\$0	\$0	\$0	\$97,700
Neighborhood Park Land Acquisition & Development - I.F. Zone 2	\$0	\$35,100	\$0	\$0	\$0	\$0	\$35,100
Neighborhood Park Land Acquisition & Development - I.F. Zone 3	\$27,100	\$27,100	\$0	\$0	\$0	\$0	\$54,200
Neighborhood Park Land Acquisition & Development - I.F. Zone 4	\$0	\$0	\$0	\$71,600	\$0	\$0	\$71,600
Neighborhood Park Land Acquisition & Development - I.F. Zone 5	\$0	\$60,500	\$0	\$0	\$0	\$0	\$60,500
Neighborhood Park Land Acquisition & Development - I.F. Zone 6	\$0	\$0	\$128,600	\$0	\$0	\$0	\$128,600
Neighborhood Park Land Acquisition & Development - I.F. Zone 7	\$0	\$55,900	\$0	\$0	\$0	\$0	\$55,900
Outdoor Inclusive Play Improvements Park	\$100,000	\$900,000	\$100,000	\$100,000	\$100,000	\$100,000	\$1,400,000
Acquisition/Demolition/Development Projects	\$725,000	\$310,000	\$210,000	\$260,000	\$140,000	\$140,000	\$1,785,000
Park Landscape	\$76,400	\$86,300	\$85,300	\$83,600	\$88,300	\$90,300	\$510,200
Playground Renovations & Safety Components	\$290,000	\$500,000	\$535,000	\$535,000	\$535,000	\$535,000	\$2,930,000
Pool Slides/Play Features	\$35,000	\$35,000	\$35,000	\$35,000	\$35,000	\$35,000	\$210,000
Prairie in the Parks Seeding Program	\$13,600	\$11,100	\$10,000	\$14,900	\$20,400	\$20,700	\$90,700
Priority Repair/Replacement/Renovation Projects	\$0	\$0	\$23,000	\$9,500	\$0	\$0	\$32,500
Public Art Preservation	\$47,000	\$47,000	\$47,000	\$47,000	\$57,000	\$57,000	\$302,000
Skatepark Renovations	\$0	\$0	\$0	\$135,000	\$115,000	\$0	\$250,000
South Haymarket Park	\$16,250,000	\$250,000	\$0	\$0	\$0	\$0	\$16,500,000
Street Tree Pruning, Removal, Stump Grinding and Storm Response Cleanup	\$350,000	\$350,000	\$350,000	\$350,000	\$350,000	\$350,000	\$2,100,000
Street Tree Replacements	\$246,400	\$252,900	\$259,600	\$266,500	\$273,600	\$280,900	\$1,579,900
Tennis Facilities Improvements	\$20,000	\$20,000	\$20,000	\$20,000	\$20,000	\$20,000	\$120,000
Waterford Development Trail - I.F. Zone 4	\$1,742,300	\$0	\$0	\$0	\$0	\$0	\$1,742,300
Wetlands/Open Space Acquisition, Easements, Restoration	\$110,000	\$110,000	\$120,000	\$120,000	\$150,000	\$150,000	\$760,000
Wilderness Park Master Plan Improvements	\$75,000	\$75,000	\$75,000	\$75,000	\$75,000	\$75,000	\$450,000
Winnett Trust Fund - Annual Distribution	\$75,000	\$75,000	\$75,000	\$75,000	\$75,000	\$75,000	\$450,000
Yankee Hill Road Trail (48th - 70th) - I.F. Zone 6	\$0	\$50,000	\$1,150,000	\$0	\$0	\$0	\$1,200,000
Total:	\$27,485,200	\$7,850,700	\$7,863,800	\$5,199,700	\$35,451,800	\$5,506,100	\$89,357,300

Funding Source	FY2025	FY2026	FY2027	FY2028	FY2029	FY2030	Total
General Obligation Bonds	\$0	\$0	\$0	\$0	\$30,000,000	\$0	\$30,000,000
General Revenues	\$4,234,800	\$4,162,300	\$4,058,300	\$4,094,600	\$4,213,800	\$4,268,100	\$25,031,900
Golf Capital Improvements	\$815,000	\$500,000	\$500,000	\$500,000	\$700,000	\$700,000	\$3,715,000
Golf Surcharge	\$327,600	\$333,100	\$338,900	\$345,500	\$350,000	\$350,000	\$2,045,100
Impact Fees	\$445,800	\$256,100	\$358,600	\$71,600	\$0	\$0	\$1,132,100
Other Financing	\$20,248,200	\$2,579,200	\$2,588,000	\$168,000	\$168,000	\$168,000	\$25,919,400
State/Federal Aid – Capital	\$1,393,800	\$0	\$0	\$0	\$0	\$0	\$1,393,800
Tennis Fees	\$20,000	\$20,000	\$20,000	\$20,000	\$20,000	\$20,000	\$120,000
Total:	\$27,485,200	\$7,850,700	\$7,863,800	\$5,199,700	\$35,451,800	\$5,506,100	\$89,357,300

ADA Compliance Improvements

Overview

Request Owner	Parks CIP, Parks
Department	09-Parks & Recreation
Type	Capital Improvement

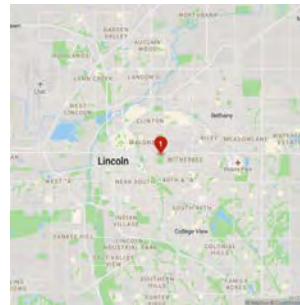
Description

The Americans with Disabilities Act (ADA) requires modifications to many of the existing facilities. Lincoln Parks & Recreation (LPR) is responsible for operating in order to provide improved accessibility to individuals with physical limitations. Current system deficiencies are continuously identified and prioritized as part of LPR's 10-Year Facilities Plan. Priority projects over the next several years will focus on improvements to pool facilities and restroom structures at Tierra and Roper West Parks. It is noted that this priority list is subject to change as immediate repair needs arise during the course of each year.

Details

Status	Ongoing
Budget Outcome	Equitable and Inclusive City
Recommendation	Generally Conforms to the Plan

Location



Funding Sources Breakdown

Funding Sources	FY2025	FY2026	FY2027	FY2028	FY2029	FY2030	Total
General Revenues	\$320,000	\$75,000	\$365,000	\$165,000	\$210,000	\$280,000	\$1,415,000
Total	\$320,000	\$75,000	\$365,000	\$165,000	\$210,000	\$280,000	\$1,415,000

Area/Ballfield/Play Court Lighting

Overview

Request Owner	Parks CIP, Parks
Department	09-Parks & Recreation
Type	Capital Improvement

Description

Recreational lighting associated with ballfields, play courts and pools has an anticipated life span of approximately 30 years. LPR's facilities inventory includes 24 lighted ballfields and 26 lighted play courts. This program provides funding needed to repair and/or replace existing (aged) electrical service and area lighting located throughout the park system in order to meet current electrical codes and outdoor/recreational lighting standards, as well as to provide for safe, comfortable and efficient operation. Priority projects are identified by staff in Lincoln Park & Recreation's (LPR) 10-Year Facilities Plan but are subject to change as more immediate needs arise during the course of each year. Where feasible/applicable, fixtures are updated with LED lighting.

Details

Status	Ongoing
Budget Outcome	Vibrant City Economy and Quality of Life
Recommendation	Generally Conforms to the Plan

Location



Funding Sources Breakdown

Funding Sources	FY2025	FY2026	FY2027	FY2028	FY2029	FY2030	Total
General Revenues	\$125,000	\$325,000	\$95,000	\$100,000	\$130,000	\$155,000	\$930,000
Total	\$125,000	\$325,000	\$95,000	\$100,000	\$130,000	\$155,000	\$930,000

Asset Management System

Overview

Request Owner	Parks CIP, Parks
Department	09-Parks & Recreation
Type	Capital Improvement

Description

Funding for this project supported the initial cost share of software acquisition and system implementation. The ongoing funding will cover the expense of continued development/implementation as well as software maintenance of the Asset Management System for the Parks and Recreation Department.

Details

Status	Ongoing
Budget Outcome	Innovative and Operationally Excellent City
Recommendation	Generally Conforms to the Plan

Location



Funding Sources Breakdown

Funding Sources	FY2025	FY2026	FY2027	FY2028	FY2029	FY2030	Total
General Revenues	\$17,000	\$17,000	\$17,000	\$17,000	\$17,000	\$17,000	\$102,000
Total	\$17,000	\$17,000	\$17,000	\$17,000	\$17,000	\$17,000	\$102,000

Backflow Prevention Compliance Program

Overview

Request Owner	Parks CIP, Parks
Department	09-Parks & Recreation
Type	Capital Improvement

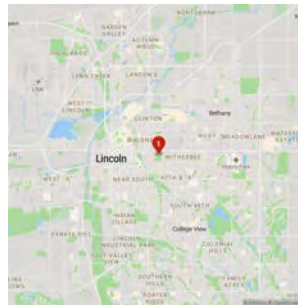
Description

Lincoln Water Systems has identified below-grade backflow prevention equipment as a potential hazard to community health. Lincoln Parks & Recreation continuously encounters deficiencies in its current water distribution systems and uses funding from this program to make improvements in operation efficiencies, reduce maintenance concerns and comply with City standards. Work to be funded by this program over the next several years is anticipated to include repair/replacement of the water service and metering at Bethany, Holmes Lake, Mahoney and Pioneers Parks as well as the replacement of numerous drinking fountains in parks and along trails across the City.

Details

Status	Ongoing
Budget Outcome	Safe and Healthy City
Recommendation	Generally Conforms to the Plan

Location



Funding Sources Breakdown

Funding Sources	FY2025	FY2026	FY2027	FY2028	FY2029	FY2030	Total
General Revenues	\$30,000	\$45,000	\$45,000	\$45,000	\$45,000	\$45,000	\$255,000
Total	\$30,000	\$45,000	\$45,000	\$45,000	\$45,000	\$45,000	\$255,000

Ballfields/Playfields

Overview

Request Owner	Parks CIP, Parks
Department	09-Parks & Recreation
Type	Capital Improvement

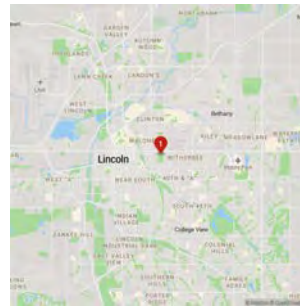
Description

Lincoln Parks & Recreation maintains numerous ballfields/playfields at locations across the City. With 25 lighted ballfields and 68 backstops, periodic repair/replacement/renewal of the supporting infrastructure is needed to provide for continued enjoyable use and to insure public safety. Example infrastructure includes fencing/gates, backstops, goal structures, dugouts, bleachers, irrigation systems and ancillary facilities.

Details

Status	Ongoing
Budget Outcome	Vibrant City Economy and Quality of Life
Recommendation	Generally Conforms to the Plan

Location



Funding Sources Breakdown

Funding Sources	FY2025	FY2026	FY2027	FY2028	FY2029	FY2030	Total
General Revenues	\$20,000	\$20,000	\$10,000	\$10,000	\$15,000	\$15,000	\$90,000
Total	\$20,000	\$20,000	\$10,000	\$10,000	\$15,000	\$15,000	\$90,000

Building/Structure Flooring & Wall Treatments

Overview

Request Owner	Parks CIP, Parks
Department	09-Parks & Recreation
Type	Capital Improvement

Description

Lincoln Parks & Recreation estimates that its building facilities include approximately 170,000 square feet of interior floor coverings of various types (i.e., carpet, tile, wood, etc.). Wall treatments include painted dry wall, concrete block, etc. The anticipated life span for these floor coverings and wall treatments is 20-25 years on the average and an ongoing program of repair/replacement and/or renewal is necessary to sustain continued safe, desirable and appealing use.

Details

Status	Ongoing
Budget Outcome	Safe and Healthy City
Recommendation	Generally Conforms to the Plan

Location



Funding Sources Breakdown

Funding Sources	FY2025	FY2026	FY2027	FY2028	FY2029	FY2030	Total
General Revenues	\$43,000	\$23,000	\$28,000	\$28,000	\$33,000	\$33,000	\$188,000
Total	\$43,000	\$23,000	\$28,000	\$28,000	\$33,000	\$33,000	\$188,000

Building/Structure Roofing

Overview

Request Owner	Parks CIP, Parks
Department	09-Parks & Recreation
Type	Capital Improvement

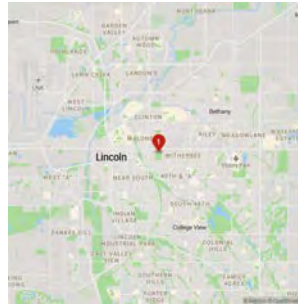
Description

Lincoln Parks & Recreation is responsible for maintaining nearly 400,000 square feet of building roof area on structures throughout the community. Funds from this program will be used to repair and/or replace the roofs of existing park and recreation structures, including community centers, support buildings, restroom facilities and shelter structures. These roofs include a multitude of types and composition with an average anticipated life span of 25 years. Where determined feasible, composition roofs and flat roofs will be replaced with pitched metal roofs to reduce ongoing maintenance costs. It is important to note that priority projects for this program will generally develop throughout the year as immediate repair needs arise, but at this time priority projects include the F Street Community Center.

Details

Status	Ongoing
Budget Outcome	Safe and Healthy City
Recommendation	Generally Conforms to the Plan

Location



Funding Sources Breakdown

Funding Sources	FY2025	FY2026	FY2027	FY2028	FY2029	FY2030	Total
General Revenues	\$75,000	\$75,000	\$75,000	\$75,000	\$75,000	\$75,000	\$450,000
Total	\$75,000	\$75,000	\$75,000	\$75,000	\$75,000	\$75,000	\$450,000

Communications Towers

Overview

Request Owner	Parks CIP, Parks
Department	09-Parks & Recreation
Type	Capital Improvement

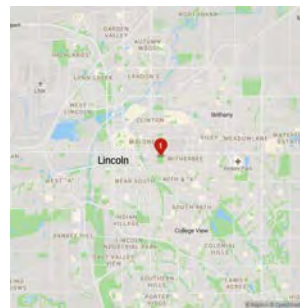
Description

There are multiple communication towers currently located on City-owned property to accommodate 18 cell service provider's equipment through lease agreements. Once these towers are constructed on public property, the City of Lincoln is responsible for the well-being of these towers. Funding in this program will be used to complete assessments and make any needed repairs to the tower structures to assure that public safety is not compromised by the presence of these towers at park sites, ballfields and the municipal golf courses.

Details

Status	Ongoing
Budget Outcome	Innovative and Operationally Excellent City
Recommendation	Generally Conforms to the Plan

Location



Funding Sources Breakdown

Funding Sources	FY2025	FY2026	FY2027	FY2028	FY2029	FY2030	Total
General Revenues	\$0	\$0	\$0	\$0	\$25,000	\$0	\$25,000
Total	\$0	\$0	\$0	\$0	\$25,000	\$0	\$25,000

Community Forestry Management Planning

Overview

Request Owner	Parks CIP, Parks
Department	09-Parks & Recreation
Type	Capital Improvement

Description

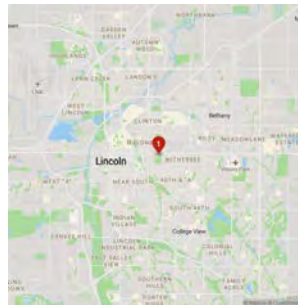
The Community Forestry Advisory Board (CFAB) provides expertise and guidance to the Department's planting, maintenance, and removal of public trees. The CFAB is recommending the development of a comprehensive Citywide forestry master (management) plan to provide guidance/direction in the conservation and sustainability of Lincoln's urban forest. The primary purpose of the community forestry management plan is to provide basic framework of goals, strategies, and action items to guide management of our public trees both in the near term and for the future. It is anticipated that as part of the planning effort, an updated inventory of public trees will be compiled for integration in the Department's asset management system.

"Other" financing anticipates potential federal funding being made available through the US National Forest Service/Nebraska Forest Service.

Details

Status	Ongoing
Budget Outcome	Strong and Resilient City
Recommendation	In Conformance with the Plan

Location



Funding Sources Breakdown

Funding Sources	FY2025	FY2026	FY2027	FY2028	FY2029	FY2030	Total
General Revenues	\$1,375,000	\$0	\$0	\$0	\$0	\$0	\$1,375,000
Total	\$1,375,000	\$0	\$0	\$0	\$0	\$0	\$1,375,000

Commuter/Recreation Trails

Overview

Request Owner	Parks CIP, Parks
Department	09-Parks & Recreation
Type	Capital Improvement

Description

An ongoing program to rehabilitate the existing community-wide trail network is essential to maintaining a safe, operational commuter/recreational trail system. The current trail network consists primarily of concrete surfacing with some segments of asphalt and rock, all of which are exposed to extreme weather conditions. In addition, portions of older trail segments do not meet today's ADA accessibility standards. Experience has shown that multiple 'immediate repair needs' will arise during the course of each year and thus priority use of these funds is subject to change. Funds from this program are also used as matching funds to federal Recreational Trails Program (RTP) grants to complete larger-scale repair/replacement projects and to conduct regularly scheduled pedestrian bridge inspections to ensure structural safety per EO No. 83372.

Details

Status	Ongoing
Budget Outcome	Safe and Healthy City
Recommendation	Generally Conforms to the Plan

Location



Funding Sources Breakdown

Funding Sources	FY2025	FY2026	FY2027	FY2028	FY2029	FY2030	Total
General Revenues	\$659,400	\$50,000	\$50,000	\$55,000	\$55,000	\$55,000	\$924,400
Other Financing	\$2,255,200	\$1,611,200	\$0	\$0	\$0	\$0	\$3,866,400
Total	\$2,914,600	\$1,661,200	\$50,000	\$55,000	\$55,000	\$55,000	\$4,790,800

Cornhusker Highway Entryway Corridor Improvements

Overview

Request Owner	Parks CIP, Parks
Department	09-Parks & Recreation
Type	Capital Improvement

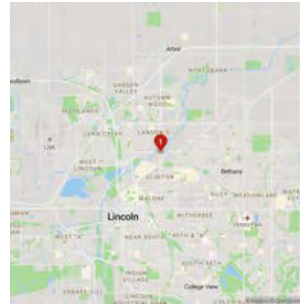
Description

A streetscape improvement project that will include design work, landscaping, and other enhancements is envisioned for the entryway corridor along Cornhusker Highway from I-80 to 48th Street.

Details

Status	Ongoing
Budget Outcome	Vibrant City Economy and Quality of Life
Recommendation	In Conformance with the Plan

Location



Funding Sources Breakdown

Funding Sources	FY2025	FY2026	FY2027	FY2028	FY2029	Total
Other Financing	\$0	\$0	\$1,500,000	\$0	\$0	\$1,500,000
Total	\$0	\$0	\$1,500,000	\$0	\$0	\$1,500,000

Drainage Channel Stabilization/Erosion Control/Dams

Overview

Request Owner	Parks CIP, Parks
Department	09-Parks & Recreation
Type	Capital Improvement

Description

The increased volume and intensity of storm water runoff resulting from development and urbanization in and around many of the properties Lincoln Parks & Recreation is responsible for maintaining has resulted in erosion that leads to the increased depth and width of the drainage channels running through them. These funds are used in partnership with Lincoln Transportation & Utilities - Watershed Management to restore and to stabilize these channels and protect park land and park infrastructure against future degradation.

Details

Status	Ongoing
Budget Outcome	Strong and Resilient City
Recommendation	In Conformance with the Plan

Location



Funding Sources Breakdown

Funding Sources	FY2025	FY2026	FY2027	FY2028	FY2029	FY2030	Total
General Revenues	\$0	\$10,000	\$10,000	\$10,000	\$10,000	\$10,000	\$50,000
Total	\$0	\$10,000	\$10,000	\$10,000	\$10,000	\$10,000	\$50,000

Emerald Ash Borer (EAB) Treatment and Recovery

Overview

Request Owner	Parks CIP, Parks
Department	09-Parks & Recreation
Type	Capital Improvement

Description

In conjunction with the USDA and the Nebraska Forest Service Best Management Practices recommendations, the City of Lincoln's EAB response and recovery plan implements a 3-phase process:

- (a) Selective and pre-emptive removal of ash trees that are declining, damaged, diseased or poorly located (i.e. under power lines, threatening public accesses, etc.)
- (b) Chemical treatment for a declining quantity of ash each year to allow the managed removal of trees
- (c) Replanting of trees utilizing diverse tree species.

These EAB Treatment and Recovery funds are used for the treatment, contractual tree removal and the replanting & establishment of public trees.

Details

Status	Ongoing
Budget Outcome	Strong and Resilient City
Recommendation	Generally Conforms to the Plan

Location



Funding Sources Breakdown

Funding Sources	FY2025	FY2026	FY2027	FY2028	FY2029	FY2030	Total
General Revenues	\$366,000	\$377,000	\$388,400	\$400,100	\$412,100	\$424,400	\$2,368,000
Total	\$366,000	\$377,000	\$388,400	\$400,100	\$412,100	\$424,400	\$2,368,000

Facility Renovations & Community Growth Projects

Overview

Request Owner	Parks CIP, Parks
Department	09-Parks & Recreation
Type	Capital Improvement

Description

The Mayor's (Coleen Seng, September 2005) appointed Lincoln Parks & Recreation (LPR) Infrastructure Finance Committee recommended going to a vote of the people for general obligation (GO) bond funding for multiple 'Quality of Life' projects associated with repair/replacement/renovation of existing LPR facilities and system/facilities improvements to meet the City's growth demands for recreational opportunities. Bond funding could potentially serve as a means to close the gap between funding currently identified for LPR repair and replacement projects (i.e., cell tower lease proceeds, keno revenue and limited General Revenue) and the amount needed annually in the most recent update (2023) of the LPR 10-Year Facilities Plan. The 2023 update to the Lincoln Parks & Recreation 10-Year Facilities Plan estimated that approximately \$3.9M (excluding funding needed for EAB Response & Recovery) is needed annually for repair/replacement projects to keep existing facilities and supporting infrastructure in operable condition for safe and desirable public use. Keno revenue and the proceeds from cell tower leases associated with park sites currently provide about \$1.6M per year for repair/replacement projects and thus only about 40%-45% of the estimated annual need. This project may include numerous projects identified in the 10-Year Plan including replacement of the Air Park Pool, renovation of the Auld Pavilion, development of bike park in Boosalis Park, green infrastructure improvements across multiple facilities, rehabilitation of several existing pool facilities, renovation of the Pioneers Park lodge, renovation of Standing Bear Park, upgrades to the Star City Shores aquatic facilities and renovation of the Woods Pool Bath House. In addition, funding is needed to develop recreational facilities of all types at three undeveloped community park sites - Jensen Park, Stevens Creek Park and a Northwest Community Park.

Details

Status	Ongoing
Budget Outcome	Vibrant City Economy and Quality of Life
Recommendation	In Conformance with the Plan

Location



Funding Sources Breakdown

Funding Sources	FY2025	FY2026	FY2027	FY2028	FY2029	FY2030	Total
General Obligation Bonds	\$0	\$0	\$0	\$0	\$30,000,000	\$0	\$30,000,000
Total	\$0	\$0	\$0	\$0	\$30,000,000	\$0	\$30,000,000

Golf Course Clubhouse

Overview

Request Owner	Parks CIP, Parks
Department	09-Parks & Recreation
Type	Capital Improvement

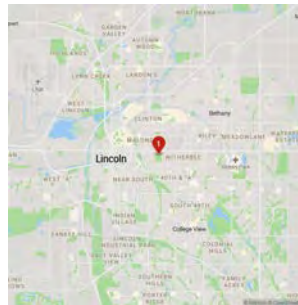
Description

In order to serve the large numbers of golfers that visit the municipal golf course clubhouses, funds are needed for both annual repairs and for major maintenance activities to assure the safe, comfortable, attractive and efficient usage of each of the golf course clubhouse facilities. While it is often necessary to revise priorities as repair needs arise, the priority projects for the use of these funds include replacement of the flooring in the Highlands Golf Clubhouse and repair/replacement of multiple HVAC systems as identified in the Golf Program 10-Year Plan.

Details

Status	Ongoing
Budget Outcome	Vibrant City Economy and Quality of Life
Recommendation	Generally Conforms to the Plan

Location



Funding Sources Breakdown

Funding Sources	FY2025	FY2026	FY2027	FY2028	FY2029	FY2030	Total
Golf Capital Improvements	\$0	\$50,000	\$50,000	\$0	\$0	\$250,000	\$350,000
Golf Surcharge	\$0	\$304,500	\$0	\$250,000	\$0	\$50,000	\$604,500
Total	\$0	\$354,500	\$50,000	\$250,000	\$0	\$300,000	\$954,500

Golf Course Hard Surfacing

Overview

Request Owner	Parks CIP, Parks
Department	09-Parks & Recreation
Type	Capital Improvement

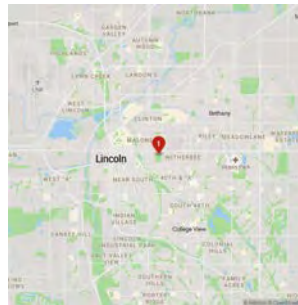
Description

Each of the municipal golf courses has hard surfacing that includes cart paths, sidewalks, parking lots, etc. that are continuously exposed to extreme weather conditions. These hard surfaces require ongoing repair, rehabilitation and replacement to assure that the facilities are maintained in a manner that is safe for public use and desirable for golfers. Currently, the priority project for the use of these funds is the rehabilitation of parking lots and cart paths as identified in the Golf Program 10-Year Facilities Plan; however, it often becomes necessary to revise priorities as more critical repair needs arise.

Details

Status	Ongoing
Budget Outcome	Vibrant City Economy and Quality of Life
Recommendation	Generally Conforms to the Plan

Location



Funding Sources Breakdown

Funding Sources	FY2025	FY2026	FY2027	FY2028	FY2029	FY2030	Total
Golf Capital Improvements	\$0	\$200,000	\$300,000	\$200,000	\$0	\$0	\$700,000
Golf Surcharge	\$27,600	\$28,600	\$250,000	\$0	\$0	\$300,000	\$606,200
General Revenues	\$0	\$0	\$0	\$0	\$0	\$4,800	\$4,8000
Total	\$27,600	\$228,600	\$550,000	\$200,000	\$0	\$304,800	\$1,311,000

Golf Course Infrastructure

Overview

Request Owner	Parks CIP, Parks
Department	09-Parks & Recreation
Type	Capital Improvement

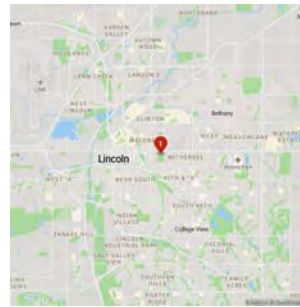
Description

These funds are used to address critical repair/replacement needs related to the infrastructure for each of the municipal golf courses. Given the age and usage of much of the municipal golf course infrastructure, priority projects are continuously evaluated in an attempt to keep each of the golf courses in good working order. Priority projects identified for use of these funds include shoreline wall repairs at the Highlands and Mahoney Golf Courses and the development of forward tees at various courses.

Details

Status	Ongoing
Budget Outcome	Vibrant City Economy and Quality of Life
Recommendation	Generally Conforms to the Plan

Location



Funding Sources Breakdown

Funding Sources	FY2025	FY2026	FY2027	FY2028	FY2029	FY2030	Total
Golf Capital Improvements	\$15,000	\$150,000	\$150,000	\$175,000	\$0	\$250,000	\$740,000
Golf Surcharge	\$0	\$0	\$13,900	\$95,500	\$0	\$0	\$109,400
Total	\$15,000	\$150,000	\$163,900	\$270,500	\$0	\$250,000	\$849,400

Golf Course Irrigation Systems

Overview

Request Owner	Parks CIP, Parks
Department	09-Parks & Recreation
Type	Capital Improvement

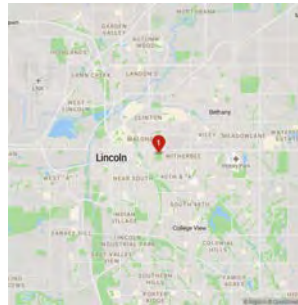
Description

Effective and efficient automated irrigation systems are vital to the daily and long-term operations of the municipal golf courses. Each course must be maintained in a healthy, inviting condition to continue attracting golfers. The existing irrigation systems at each of the courses require continuous maintenance and rehabilitation to assure that they are in working order and these funds are used to support both "in house" work as well as any contractual repair/replacement needs. At this time, the priority project identified for use of this funding consists of replacing the complete irrigation system at the Holmes Golf Course followed by replacing the complete irrigation system at the Mahoney Golf Course.

Details

Status	Ongoing
Budget Outcome	Vibrant City Economy and Quality of Life
Recommendation	Generally Conforms to the Plan

Location



Funding Sources Breakdown

Funding Sources	FY2025	FY2026	FY2027	FY2028	FY2029	FY2030	Total
Golf Capital Improvements	\$800,000	\$50,000	\$0	\$75,000	\$700,000	\$50,000	\$1,675,000
Golf Surcharge	\$300,000	\$0	\$75,000	\$0	\$350,000	\$0	\$725,000
General Revenues	\$0	\$0	\$0	\$0	\$2,400	\$0	\$2,400
Total	\$1,100,000	\$50,000	\$75,000	\$75,000	\$1,052,400	\$50,000	\$2,402,400

Golf Course Trees/Landscaping

Overview

Request Owner	Parks CIP, Parks
Department	09-Parks & Recreation
Type	Capital Improvement

Description

One of the hallmarks of Lincoln's quality of life is its community forest, which is a prominent feature of its landscape. An ongoing tree replacement program is needed to maintain multi-generational stands of trees within the municipal golf course system. This program assures variety in age and species throughout each golf course and serves as a source of funds to replace mature trees lost to the natural aging process, severe weather, vandalism and disease.

Details

Status	Ongoing
Budget Outcome	Vibrant City Economy and Quality of Life
Recommendation	Generally Conforms to the Plan

Location



Funding Sources Breakdown

Funding Sources	FY2025	FY2026	FY2027	FY2028	FY2029	FY2030	Total
Golf Capital Improvements	\$0	\$50,000	\$0	\$50,000	\$0	\$150,000	\$250,000
Total	\$0	\$50,000	\$0	\$50,000	\$0	\$150,000	\$250,000

Hard Surfacing

Overview

Request Owner	Parks CIP, Parks
Department	09-Parks & Recreation
Type	Capital Improvement

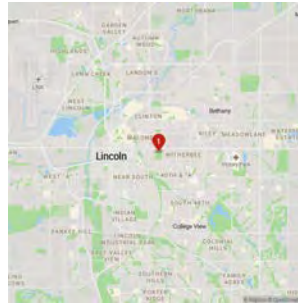
Description

Hard surfacing funds are regularly used to repair and/or replace concrete/asphalt/rock associated with the existing hiker/biker trails, parking lots, roads, park pathways, sidewalks and play courts. Many such facilities were constructed approximately 20 to 40 years ago and were not designed for the traffic loads they now experience. The community-wide system requires ongoing rehabilitation to provide for continued safe and comfortable usage and to meet ADA accessibility standards. The Lincoln Park & Recreation's 10-Year Facilities Plan identifies a large number of repair and replacement projects in all four quadrants of the City and priorities remain subject to change as immediate repair needs arise during the course of each year.

Details

Status	Ongoing
Budget Outcome	Safe and Healthy City
Recommendation	Generally Conforms to the Plan

Location



Funding Sources Breakdown

Funding Sources	FY2025	FY2026	FY2027	FY2028	FY2029	FY2030	Total
General Revenues	\$360,000	\$690,000	\$795,000	\$820,000	\$900,000	\$965,000	\$4,530,000
Total	\$360,000	\$690,000	\$795,000	\$820,000	\$900,000	\$965,000	\$4,530,000

HVAC Systems

Overview

Request Owner	Parks CIP, Parks
Department	09-Parks & Recreation
Type	Capital Improvement

Description

Lincoln Parks & Recreation (LPR) is responsible for maintaining nearly 200,000 square feet of indoor recreation space across the community with effective Heating, Ventilation and Air Conditioning (HVAC Systems). These systems are becoming aged and require an ongoing program to fund repair and replacement needs in order to provide for continued safe, comfortable and efficient operations. Priority rehabilitations include the heat pumps at the F Street Community Center along with replacement of the chiller at the Belmont Recreation Center.

Details

Status	Ongoing
Budget Outcome	Safe and Healthy City
Recommendation	Generally Conforms to the Plan

Location



Funding Sources Breakdown

Funding Sources	FY2025	FY2026	FY2027	FY2028	FY2029	FY2030	Total
General Revenues	\$166,000	\$183,000	\$185,000	\$188,000	\$190,000	\$190,000	\$1,102,000
Total	\$166,000	\$183,000	\$185,000	\$188,000	\$190,000	\$190,000	\$1,102,000

Irrigation Systems

Overview

Request Owner	Parks CIP, Parks
Department	09-Parks & Recreation
Type	Capital Improvement

Description

The ongoing operations and maintenance responsibilities at several of Lincoln Parks & Recreation's facilities (parks, ballfields, public gardens, etc.) include the upkeep and replacement of mechanical equipment associated with automated irrigation systems. Funds from this program are used to make repairs and/or replace system failures in order to provide for continued safe, efficient and effective operation at each location.

Details

Status	Ongoing
Budget Outcome	Vibrant City Economy and Quality of Life
Recommendation	Generally Conforms to the Plan

Location



Funding Sources Breakdown

Funding Sources	FY2025	FY2026	FY2027	FY2028	FY2029	FY2030	Total
General Revenues	\$15,000	\$15,000	\$15,000	\$20,000	\$25,000	\$25,000	\$115,000
Total	\$15,000	\$15,000	\$15,000	\$20,000	\$25,000	\$25,000	\$115,000

Jensen Park Development

Overview

Request Owner	Parks CIP, Parks
Department	09-Parks & Recreation
Type	Capital Improvement

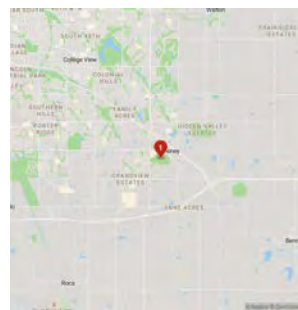
Description

A master plan to guide future development of Jensen Park has been developed and endorsed by the Parks & Recreation Advisory Board. While a funding strategy and timeline for development of community park improvements has not yet been determined, this project will provide funding for design and construction of park infrastructure that will facilitate the future development of park amenities. This may include the installation of park roadways, parking areas, and utilities such as electrical and water service. "Other" financing includes farming proceeds from undeveloped portions of the park.

Details

Status	Ongoing
Budget Outcome	Vibrant City Economy and Quality of Life
Recommendation	In Conformance with the Plan

Location



Funding Sources Breakdown

Funding Sources	FY2025	FY2026	FY2027	FY2028	FY2029	FY2030	Total
Other Financing	\$18,000	\$18,000	\$18,000	\$18,000	\$18,000	\$18,000	\$108,000
Total	\$18,000	\$18,000	\$18,000	\$18,000	\$18,000	\$18,000	\$108,000

Lincoln Cares Program

Overview

Request Owner	Parks CIP, Parks
Department	09-Parks & Recreation
Type	Capital Improvement

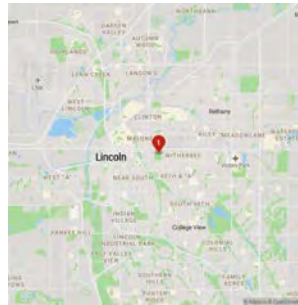
Description

Lincoln Cares is a voluntary community donation program that offers customers of the Lincoln Electric System (LES) an opportunity to add one dollar each month to their bill payments to provide funding for Lincoln Parks & Recreation facilities and program improvements. The improvement projects selected for Lincoln Cares funding would not otherwise be possible within the constraints of the available City budget. Projects to be funded by the Lincoln Cares Program are determined annually and since the start of the program in 2003, approximately \$15,000 have been applied to 1-3 projects on an annual basis. Other Financing may include annual projection of donations collected through the Lincoln Cares Program.

Details

Status	Ongoing
Budget Outcome	Vibrant City Economy and Quality of Life
Recommendation	Generally Conforms to the Plan

Location



Funding Sources Breakdown							
Funding Sources	FY2025	FY2026	FY2027	FY2028	FY2029	FY2030	Total
Other Financing	\$15,000	\$15,000	\$15,000	\$15,000	\$15,000	\$15,000	\$90,000
Total	\$15,000	\$15,000	\$15,000	\$15,000	\$15,000	\$15,000	\$90,000

Livable Neighborhoods (Parks & Recreation)

Overview

Request Owner	Parks CIP, Parks
Department	09-Parks & Recreation
Type	Capital Improvement

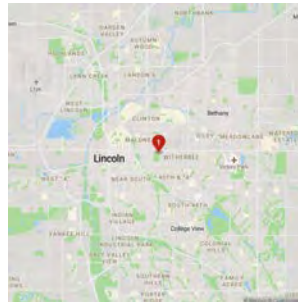
Description

Livable Neighborhoods is a commitment to improving and maintaining strong, vibrant neighborhoods. In conjunction with Lincoln Transportation and Utilities, Parks and Recreation, and Urban Development, this project provides funding to further that commitment. Funding is provided for planning and design, preliminary engineering, and construction of improvements in the public ROW, and other measures resulting in Livable Neighborhoods such as park improvements, trails, and street trees. Specific locations will be identified through a multi-departmental process to identify and prioritize areas.

Details

Status	Ongoing
Budget Outcome	Equitable and Inclusive City
Recommendation	In Conformance with the Plan

Location



Funding Sources Breakdown

Funding Sources	FY2025	FY2026	FY2027	FY2028	FY2029	FY2030	Total
General Revenues	\$35,00	\$35,000	\$35,000	\$35,000	\$35,000	\$35,000	\$210,000
Total	\$35,000	\$35,000	\$35,000	\$35,000	\$35,000	\$35,000	\$210,000

Mech/Elec Systems and Pool Pumps

Overview

Request Owner	Parks CIP, Parks
Department	09-Parks & Recreation
Type	Capital Improvement

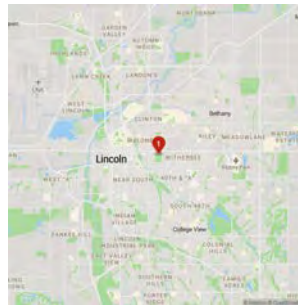
Description

Funding identified for this project is used for the ongoing repair, replacement and renewal of mechanical and electrical systems located throughout Parks & Recreation (LPR) facilities. This includes pool pumps/filter systems/controllers associated with aquatic facilities and public fountains in order to keep them all in safe, effective and efficient operating conditions for both staff and patrons/visitors. These funds are also used to refinish pool basin surfaces and to purchase mechanical systems parts/materials used by LPR's Facilities Maintenance Section.

Details

Status	Ongoing
Budget Outcome	Vibrant City Economy and Quality of Life
Recommendation	In Conformance with the Plan

Location



Funding Sources Breakdown

Funding Sources	FY2025	FY2026	FY2027	FY2028	FY2029	FY2030	Total
General Revenues	\$195,000	\$155,000	\$155,000	\$155,000	\$155,000	\$165,000	\$980,000
Total	\$195,000	\$155,000	\$155,000	\$155,000	\$155,000	\$165,000	\$980,000

Neighborhood Park Land Acquisition & Development - I.F. Zone 1

Overview

Request Owner	Parks CIP, Parks
Department	09-Parks & Recreation
Type	Capital Improvement

Description

The Lincoln Lancaster County Comprehensive Plan establishes a service standard of one neighborhood park per square mile of residential development which is consistent with a newer national goal of having a neighborhood park within a 10-minute walk of all residences. Land for neighborhood parks will need to be acquired and development of park sites should coincide with an increase in operational funding for ongoing upkeep and maintenance of the park. It is anticipated that consistent with typical neighborhood park development, improvements may include a playground, hard-surface play court (i.e., half-court basketball court), picnic facilities, connecting sidewalks, seating, open lawn/play field space and landscaping. These neighborhood parks will be located in Impact Fee Zone 1.

Details

Status	Ongoing
Budget Outcome	Vibrant City Economy and Quality of Life
Recommendation	Generally Conforms to the Plan

Location



Funding Sources Breakdown

Funding Sources	FY2025	FY2026	FY2027	FY2028	FY2029	FY2030	Total
Impact Fees	\$70,200	\$27,500	\$0	\$0	\$0	\$0	\$97,700
Total	\$70,200	\$27,500	\$0	\$0	\$0	\$0	\$97,700

Neighborhood Park Land Acquisition & Development - I.F. Zone 2

Overview

Request Owner	Parks CIP, Parks
Department	09-Parks & Recreation
Type	Capital Improvement

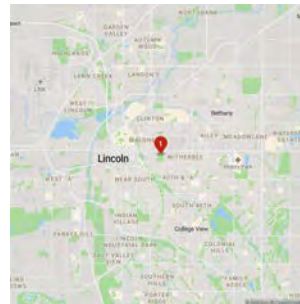
Description

The Lincoln Lancaster County Comprehensive Plan establishes a service standard of one neighborhood park per square mile of residential development which is consistent with a newer national goal of having a neighborhood park within a 10-minute walk of all residences. Land for neighborhood parks will need to be acquired and development of park sites should coincide with an increase in operational funding for ongoing upkeep and maintenance of the park. It is anticipated that consistent with typical neighborhood park development, improvements may include a playground, hard-surface play court (i.e., half-court basketball court), picnic facilities, connecting sidewalks, seating, open lawn/play field space and landscaping. These neighborhood parks will be located in Impact Fee Zone 2.

Details

Status	Ongoing
Budget Outcome	Vibrant City Economy and Quality of Life
Recommendation	Generally Conforms to the Plan

Location



Funding Sources Breakdown

Funding Sources	FY2025	FY2026	FY2027	FY2028	FY2029	FY2030	Total
Impact Fees	\$0	\$35,100	\$0	\$0	\$0	\$0	\$35,100
Total	\$0	\$35,100	\$0	\$0	\$0	\$0	\$35,100

Neighborhood Park Land Acquisition & Development - I.F. Zone 3

Overview

Request Owner	Parks CIP, Parks
Department	09-Parks & Recreation
Type	Capital Improvement

Description

The Lincoln Lancaster County Comprehensive Plan establishes a service standard of one neighborhood park per square mile of residential development which is consistent with a newer national goal of having a neighborhood park within a 10-minute walk of all residences. Land for neighborhood parks will need to be acquired and development of park sites should coincide with an increase in operational funding for ongoing upkeep and maintenance of the park. It is anticipated that consistent with typical neighborhood park development, improvements may include a playground, hard-surface play court (i.e., half-court basketball court), picnic facilities, connecting sidewalks, seating, open lawn/play field space and landscaping. These neighborhood parks will be located in Impact Fee Zone 3.

Details

Status	Ongoing
Budget Outcome	Vibrant City Economy and Quality of Life
Recommendation	Generally Conforms to the Plan

Location



Funding Sources Breakdown

Funding Sources	FY2025	FY2026	FY2027	FY2028	FY2029	FY2030	Total
Impact Fees	\$27,100	\$27,100	\$0	\$0	\$0	\$0	\$54,200
Total	\$27,100	\$27,100	\$0	\$0	\$0	\$0	\$54,200

Neighborhood Park Land Acquisition & Development - I.F. Zone 4

Overview

Request Owner	Parks CIP, Parks
Department	09-Parks & Recreation
Type	Capital Improvement

Description

The Lincoln Lancaster County Comprehensive Plan establishes a service standard of one neighborhood park per square mile of residential development which is consistent with a newer national goal of having a neighborhood park within a 10-minute walk of all residences. Land for neighborhood parks will need to be acquired and development of park sites should coincide with an increase in operational funding for ongoing upkeep and maintenance of the park. It is anticipated that consistent with typical neighborhood park development, improvements may include a playground, hard-surface play court (i.e., half-court basketball court), picnic facilities, connecting sidewalks, seating, open lawn/play field space and landscaping. These neighborhood parks will be located in Impact Fee Zone 4.

Details

Status	Ongoing
Budget Outcome	Vibrant City Economy and Quality of Life
Recommendation	Generally Conforms to the Plan

Location



Funding Sources Breakdown

Funding Sources	FY2025	FY2026	FY2027	FY2028	FY2029	FY2030	Total
Impact Fees	\$0	\$0	\$0	\$71,600	\$0	\$0	\$71,600
Total	\$0	\$0	\$0	\$71,600	\$0	\$0	\$71,600

Neighborhood Park Land Acquisition & Development - I.F. Zone 5

Overview

Request Owner	Parks CIP, Parks
Department	09-Parks & Recreation
Type	Capital Improvement

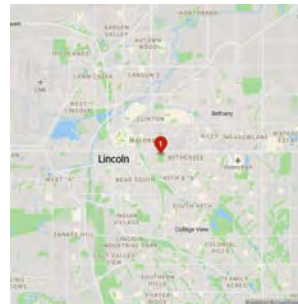
Description

The Lincoln Lancaster County Comprehensive Plan establishes a service standard of one neighborhood park per square mile of residential development which is consistent with a newer national goal of having a neighborhood park within a 10-minute walk of all residences. Land for neighborhood parks will need to be acquired and development of park sites should coincide with an increase in operational funding for ongoing upkeep and maintenance of the park. It is anticipated that consistent with typical neighborhood park development, improvements may include a playground, hard-surface play court (i.e., half-court basketball court), picnic facilities, connecting sidewalks, seating, open lawn/play field space and landscaping. These neighborhood parks will be located in Impact Fee Zone 5.

Details

Status	Ongoing
Budget Outcome	Vibrant City Economy and Quality of Life
Recommendation	Generally Conforms to the Plan

Location



Funding Sources Breakdown

Funding Sources	FY2025	FY2026	FY2027	FY2028	FY2029	FY2030	Total
Impact Fees	\$0	\$60,500	\$0	\$0	\$0	\$0	\$60,500
Total	\$0	\$60,500	\$0	\$0	\$0	\$0	\$60,500

Neighborhood Park Land Acquisition & Development - I.F. Zone 6

Overview

Request Owner	Parks CIP, Parks
Department	09-Parks & Recreation
Type	Capital Improvement

Description

The Lincoln Lancaster County Comprehensive Plan establishes a service standard of one neighborhood park per square mile of residential development which is consistent with a newer national goal of having a neighborhood park within a 10-minute walk of all residences. Land for neighborhood parks will need to be acquired and development of park sites should coincide with an increase in operational funding for ongoing upkeep and maintenance of the park. It is anticipated that consistent with typical neighborhood park development, improvements may include a playground, hard-surface play court (i.e., half-court basketball court), picnic facilities, connecting sidewalks, seating, open lawn/play field space and landscaping. These neighborhood parks will be located in Impact Fee Zone 6.

Details

Status	Ongoing
Budget Outcome	Vibrant City Economy and Quality of Life
Recommendation	Generally Conforms to the Plan

Location



Funding Sources Breakdown

Funding Sources	FY2025	FY2026	FY2027	FY2028	FY2029	FY2030	Total
Impact Fees	\$0	\$0	\$128,600	\$0	\$0	\$0	\$128,600
Total	\$0	\$0	\$128,600	\$0	\$0	\$0	\$128,600

Neighborhood Park Land Acquisition & Development - I.F. Zone 7

Overview

Request Owner	Parks CIP, Parks
Department	09-Parks & Recreation
Type	Capital Improvement

Description

The Lincoln Lancaster County Comprehensive Plan establishes a service standard of one neighborhood park per square mile of residential development which is consistent with a newer national goal of having a neighborhood park within a 10-minute walk of all residences. Land for neighborhood parks will need to be acquired and development of park sites should coincide with an increase in operational funding for ongoing upkeep and maintenance of the park. It is anticipated that consistent with typical neighborhood park development, improvements may include a playground, hard-surface play court (i.e., half-court basketball court), picnic facilities, connecting sidewalks, seating, open lawn/play field space and landscaping. These neighborhood parks will be located in Impact Fee Zone 7.

Details

Status	Ongoing
Budget Outcome	Vibrant City Economy and Quality of Life
Recommendation	Generally Conforms to the Plan

Location



Funding Sources Breakdown

Funding Sources	FY2025	FY2026	FY2027	FY2028	FY2029	FY2030	Total
Impact Fees	\$0	\$55,900	\$0	\$0	\$0	\$0	\$55,900
Total	\$0	\$55,900	\$0	\$0	\$0	\$0	\$55,900

Outdoor Inclusive Play Improvements

Overview

Request Owner	Parks CIP, Parks
Department	09-Parks & Recreation
Type	Capital Improvement

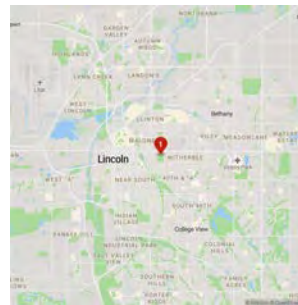
Description

In the Fall of 2021, LPR staff initiated meetings with a group of community members who share an interest in bringing more inclusive and adaptive play features to Lincoln's public parks to develop a strategic plan for outdoor inclusive play improvements across the City. Funding provided for inclusive play improvements is used to create a full range of opportunities for everyone to participate in outdoor play activities no matter their ability of age. Inclusive playgrounds are designed to provide a safe place for people to play together and are developmentally appropriate for those with and without disabilities. A capital campaign to be led by the Lincoln Parks Foundation is anticipated to provide funding from grants and private donations to enhance and accelerate the development of inclusive play features into multiple park locations. While community discussions continue regarding the level of service, play equipment selection, location, and design, LPR anticipates funding will be used primarily to develop four larger inclusive playgrounds in sequence over a period of about ten years - renovation/expansion of the existing playground in Mahoney Park as the first priority and the current play-for-all playground in Antelope Park as the next priority. Future priority projects may include the development of an inclusive playground in a community park in southeast Lincoln (Jensen Park) and a community park in northwest Lincoln. In addition, playgrounds that include a number of inclusive play features will be developed at park sites where LPR recreation centers are located (Irving, Easterday, Air Park, Belmont and Calvert).

Details

Status	Ongoing
Budget Outcome	Equitable and Inclusive City
Recommendation	In Conformance with the Plan

Location



Funding Sources Breakdown

Funding Sources	FY2025	FY2026	FY2027	FY2028	FY2029	FY2030	Total
General Revenues	\$100,000	\$100,000	\$100,000	\$100,000	\$100,000	\$100,000	\$600,000
Other Financing	\$0	\$800,000	\$0	\$0	\$0	\$0	\$800,000
Total	\$100,000	\$900,000	\$100,000	\$100,000	\$100,000	\$100,000	\$1,400,000

Park Acquisition/Demolition/Development Projects

Overview

Request Owner	Parks CIP, Parks
Department	09-Parks & Recreation
Type	Capital Improvement

Description

This project provides funding for park land acquisitions and park-related maintenance activities that include demolition of park facilities deemed not feasible for repair/renovation and the development of new/replacement facilities. Projects that are identified in LPR's 10-Year Facilities Plan include future land acquisitions to provide outdoor recreational opportunities consistent with community growth and park master planning as well as rehabilitation to existing park structures used for maintenance operations and equipment storage. The funds are also used to purchase replacement parts and materials utilized by LPR's Facilities Maintenance Section to address various repair and replacement work that this Section does throughout each year. Other Funding is included in this project in anticipation of developing recreational facilities at a future community park in the northwest quadrant of the City (\$100,000 to be provided by a donor through the Lincoln Parks Foundation, \$350,000 from casino gambling revenues).

Details

Status	Ongoing
Budget Outcome	Vibrant City Economy and Quality of Life
Recommendation	Generally Conforms to the Plan

Location



Funding Sources Breakdown

Funding Sources	FY2025	FY2026	FY2027	FY2028	FY2029	FY2030	Total
General Revenues	\$275,000	\$310,000	\$210,000	\$260,000	\$140,000	\$140,000	\$1,335,000
Other Financing	\$450,000	\$0	\$0	\$0	\$0	\$0	\$450,000
Total	\$725,000	\$310,000	\$210,000	\$260,000	\$140,000	\$140,000	\$1,785,000

Park Landscape

Overview

Request Owner	Parks CIP, Parks
Department	09-Parks & Recreation
Type	Capital Improvement

Description

One of the hallmarks of Lincoln's quality of life is its community forest, which is a prominent feature of its landscape. The Park Landscape Program is an ongoing landscape planting, development and maintenance program that typically includes the addition of private donations and grants. This program assists in the establishment and preservation of multi-generational stands of trees, shrubs and other landscape vegetation within the park system to assure variety in age and species. Funds are used to replace landscape components lost to the natural aging process, extreme weather events, vandalism and disease. Funds from this program will also be used to support a phased (multi-year) effort to remove and replace the aging trees that create the iconic view corridors/vistas in Pioneers Park. Funding for this program is provided in-part by the 2-for-Trees Program. Other Financing may include grants and donations from sources such as the Nebraska Statewide Arboretum, Arbor Day, local corporations, etc.

Details

Status	Ongoing
Budget Outcome	Strong and Resilient City
Recommendation	Generally Conforms to the Plan

Location



Funding Sources Breakdown							
Funding Sources	FY2025	FY2026	FY2027	FY2028	FY2029	FY2030	Total
General Revenues	\$46,400	\$56,300	\$55,300	\$53,600	\$58,300	\$60,300	\$330,200
Other Financing	\$30,000	\$30,000	\$30,000	\$30,000	\$30,000	\$30,000	\$180,000
Total	\$76,400	\$86,300	\$85,300	\$83,600	\$88,300	\$90,300	\$510,200

Playground Renovations & Safety Components

Overview

Request Owner	Parks CIP, Parks
Department	09-Parks & Recreation
Type	Capital Improvement

Description

LPR is responsible for maintaining 84 playgrounds across the community. Much of the equipment in these playgrounds is in excess of 20 years old which represents the industry standard anticipated life span. Over the years, equipment which does not meet current guidelines for safety and/or ADA accessibility standards has been removed. With this funding, approximately two to four playgrounds will be redeveloped annually utilizing prototypical designs adapted to each individual park site with consideration of maintenance, accessibility and cost efficiency. The Parks & Recreation Advisory Board reviews the sites identified by staff as in need of renovation as part of LPR's 10-Year Facilities Plan and recommends prioritization of phased improvements. The highest priority project sites currently include the playgrounds at Henry, Herbert, Highlands, Near South and Schwartzkopf Parks. Funds will also be used for play surfacing repairs/replacements at multiple playground locations. Playground funding is regularly utilized to repair and/or purchase replacement playground equipment to assure that all playgrounds located throughout the park system are in safe, working order and kept in compliance with national safety standards and ADA accessibility guidelines.

Details

Status	Ongoing
Budget Outcome	Safe and Healthy City
Recommendation	Generally Conforms to the Plan

Location



Funding Sources Breakdown

Funding Sources	FY2025	FY2026	FY2027	FY2028	FY2029	FY2030	Total
General Revenues	\$290,000	\$500,000	\$535,000	\$535,000	\$535,000	\$535,000	\$2,930,000
Total	\$290,000	\$500,000	\$535,000	\$535,000	\$535,000	\$535,000	\$2,930,000

Pool Slides/Play Features

Overview

Request Owner	Parks CIP, Parks
Department	09-Parks & Recreation
Type	Capital Improvement

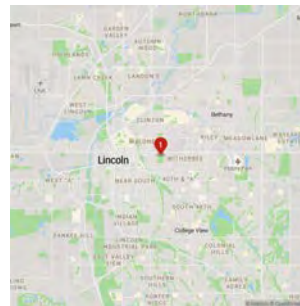
Description

Lincoln Parks & Recreation operates and maintains nine public pools and two interactive water playgrounds. Each of these aquatic facilities includes play features (e.g., slides and diving boards/platforms) that require periodic repair/replacement/renewal as a result of age, weathering, and use in order to maintain their continued desirable use and to ensure public safety.

Details

Status	Ongoing
Budget Outcome	Vibrant City Economy and Quality of Life
Recommendation	Generally Conforms to the Plan

Location



Funding Sources Breakdown

Funding Sources	FY2025	FY2026	FY2027	FY2028	FY2029	FY2030	Total
General Revenues	\$35,000	\$35,000	\$35,000	\$35,000	\$35,000	\$35,000	\$210,000
Total	\$35,000	\$35,000	\$35,000	\$35,000	\$35,000	\$35,000	\$210,000

Prairie in the Parks Seeding Program

Overview

Request Owner	Parks CIP, Parks
Department	09-Parks & Recreation
Type	Capital Improvement

Description

Lincoln Parks & Recreation is responsible for maintaining over 6,000 acres of parkland and open space throughout the community. In alignment with the City's Climate Action Plan to improve environmental stewardship, enhance the community's landscape diversity and to decrease routine O&M expenses, low traffic/passive use parkland, drainage way corridors and open spaces are being converted to more drought tolerant native prairie grasses. This type of landscaping requires less frequent mowing while increasing habitat diversity and stabilizing area soils from erosion associated with extreme weather conditions and storm water runoff. This program is used as a source of matching funds for potential environmental grant opportunities and to purchase seed/establishment materials in a continued effort to develop Prairie in the Parks areas on City-wide basis.

Details

Status	Ongoing
Budget Outcome	Strong and Resilient City
Recommendation	In Conformance with the Plan

Location



Funding Sources Breakdown

Funding Sources	FY2025	FY2026	FY2027	FY2028	FY2029	FY2030	Total
General Revenues	\$13,600	\$11,100	\$10,000	\$14,900	\$20,400	\$20,700	\$90,700
Total	\$13,600	\$11,100	\$10,000	\$14,900	\$20,400	\$20,700	\$90,700

Priority Repair/Replacement/Renovation Projects

Overview

Request Owner	Parks CIP, Parks
Department	09-Parks & Recreation
Type	Capital Improvement

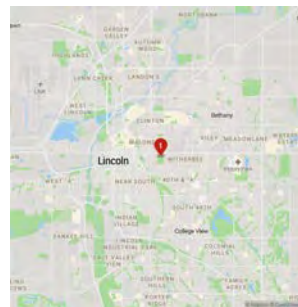
Description

The 2023 update to the Lincoln Parks & Recreation 10-Year Facilities Plan estimated at approximately \$3.2M (excluding funding needed for EAB Response & Recovery and Street Tree Removal/Pruning/Replacement) is needed annually for repair/replacement projects to keep existing facilities and supporting infrastructure in operable condition for safe and desirable public use. Keno revenue and the proceeds from cell tower leases associated with park sites currently provide about \$1.6M annually for repair/replacement projects, leaving a gap each year. The Priority Repair/Replacement/Renovation project proposes an additional General Revenue to complete projects identified in the 10-Year Plan that address aging infrastructure associated with pool bath houses, park playgrounds, recreation centers and trails. These funds will also be used to promote public-private partnerships and leverage capital campaigns initiated by citizens, civic organization, neighborhood associations, etc.

Details

Status	Ongoing
Budget Outcome	Vibrant City Economy and Quality of Life
Recommendation	In Conformance with the Plan

Location



Funding Sources Breakdown

Funding Sources	FY2025	FY2026	FY2027	FY2028	FY2029	FY2030	Total
General Revenues	\$0	\$0	\$23,000	\$9,500	\$0	\$0	\$32,500
Total	\$0	\$0	\$23,000	\$9,500	\$0	\$0	\$32,500

Public Art Preservation

Overview

Request Owner	Parks CIP, Parks
Department	09-Parks & Recreation
Type	Capital Improvement

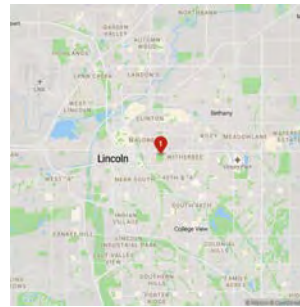
Description

This program provides funding to support Lincoln Park & Recreation's efforts to preserve the community's public art inventory. Extreme weather conditions make timely and routine preservation important to extending the life of this inventory and funds are used for major maintenance, repairs and restoration activities. This program also funds the periodic conservation of the more than thirty memorial monuments found in the Veterans Memorial Garden in Antelope Park. Other Financing may include grants and private donations.

Details

Status	Ongoing
Budget Outcome	Vibrant City Economy and Quality of Life
Recommendation	In Conformance with the Plan

Location



Funding Sources Breakdown

Funding Sources	FY2025	FY2026	FY2027	FY2028	FY2029	FY2030	Total
General Revenues	\$47,000	\$47,000	\$47,000	\$47,000	\$57,000	\$57,000	\$302,000
Total	\$47,000	\$47,000	\$47,000	\$47,000	\$57,000	\$57,000	\$302,000

Skatepark Renovations

Overview

Request Owner	Parks CIP, Parks
Department	09-Parks & Recreation
Type	Capital Improvement

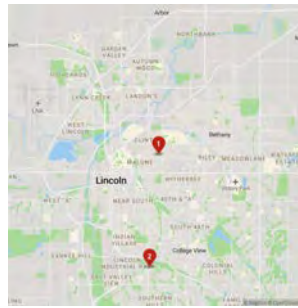
Description

Lincoln Park & Recreation's facilities inventory currently includes two skateparks located at Peter Pan and Tierra Parks. Both facilities consist of modular pieces constructed of various material types. These materials are exposed to extreme elements and are among the most heavily used in the park system. As a result, they require a high level of continuous repair/replacement activity to provide for continued safe and desirable use. This funding is used to repair components as needed and to replace them when repair is no longer feasible.

Details

Status	Ongoing
Budget Outcome	Safe and Healthy City
Recommendation	In Conformance with the Plan

Location



Funding Sources Breakdown

Funding Sources	FY2025	FY2026	FY2027	FY2028	FY2029	FY2030	Total
General Revenues	\$0	\$0	\$0	\$135,000	\$115,000	\$0	\$250,000
Total	\$0	\$0	\$0	\$135,000	\$115,000	\$0	\$250,000

South Haymarket Park

Overview

Request Owner	Parks CIP, Parks
Department	09-Parks & Recreation
Type	Capital Improvement

Description

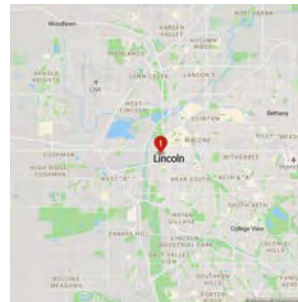
The adopted Downtown Master Plan and the South Haymarket Neighborhood Plan include the development of an urban park in the southwestern portion of the Haymarket to serve the increased residential population of the area with outdoor recreational opportunities and provide open green space for passive use and scheduled events. Acquisition of the land and site planning has been completed. Design development is in progress and a capital campaign under the direction of the Lincoln Parks Foundation has been launched to provide the funding needed for park design and construction as well as an endowment for future repair/replacement/renewal needs.

Other Financing may include grants and private donations compiled through a capital campaign by the Lincoln Parks Foundation.

Details

Status	Ongoing
Budget Outcome	Vibrant City Economy and Quality of Life
Recommendation	In Conformance with the Plan

Location



Funding Sources Breakdown

Funding Sources	FY2025	FY2026	FY2027	FY2028	FY2029	FY2030	Total
General Revenues	\$250,000	\$250,000	\$0	\$0	\$0	\$0	\$500,000
Other Financing	\$16,000,000	\$0	\$0	\$0	\$0	\$0	\$16,000,000
Total	\$16,250,000	\$250,000	\$0	\$0	\$0	\$0	\$16,500,000

Street Tree Pruning, Removal, Stump Grinding and Storm Response Cleanup

Overview

Request Owner	Parks CIP, Parks
Department	09-Parks & Recreation
Type	Capital Improvement

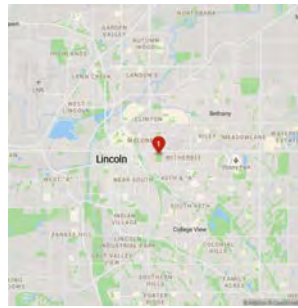
Description

Funding for this program is used to perform contractual services that include the pruning and removal of street trees, as well as the removal (grinding) of tree stumps. This program also provides funding for contractual services support needed to complete timely response to clear downed tree debris from streets/public rights of way following severe storms.

Details

Status	Ongoing
Budget Outcome	Strong and Resilient City
Recommendation	Generally Conforms to the Plan

Location



Funding Sources Breakdown

Funding Sources	FY2025	FY2026	FY2027	FY2028	FY2029	FY2030	Total
General Revenues	\$350,000	\$350,000	\$350,000	\$350,000	\$350,000	\$350,000	\$2,100,000
Total	\$350,000	\$350,000	\$350,000	\$350,000	\$350,000	\$350,000	\$2,100,000

Street Tree Replacements

Overview

Request Owner	Parks CIP, Parks
Department	09-Parks & Recreation
Type	Capital Improvement

Description

One of the hallmarks of Lincoln's quality of life is its community forest, which is a prominent feature of its landscape. The Street Tree Replacement program provides funding to maintain and preserve the community's existing street tree infrastructure. Funds are used to (a) replace public street trees systematically as they are removed due to damage, structural deficiency or disease, and (b) in-fill the current deficit of street trees in the estimated 12,000 "gaps" generally located in the community's older neighborhoods along public streets. Funding for this program is provided in-part by the 2-for-Trees Program. Other Financing may include grants and donations from sources such as the Nebraska Statewide Arboretum, Arbor Day, local corporations, etc.

Details

Status	Ongoing
Budget Outcome	Strong and Resilient City
Recommendation	In Conformance with the Plan

Location



Funding Sources Breakdown

Funding Sources	FY2025	FY2026	FY2027	FY2028	FY2029	FY2030	Total
General Revenues	\$216,400	\$222,900	\$229,600	\$236,500	\$243,600	\$250,900	\$1,399,900
Other Financing	\$30,000	\$30,000	\$30,000	\$30,000	\$30,000	\$30,000	\$180,000
Total	\$246,400	\$252,900	\$259,600	\$266,500	\$273,600	\$280,900	\$1,579,900

Tennis Facilities Improvements

Overview

Request Owner	Parks CIP, Parks
Department	09-Parks & Recreation
Type	Capital Improvement

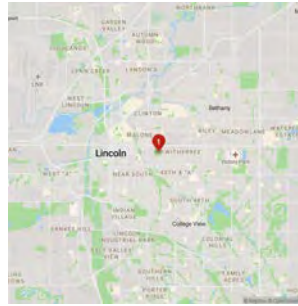
Description

Under the operating/lease agreement between the City of Lincoln and the Friends of Woods Tennis (FOWT), funds for this program are generated from user fees at the Woods Tennis Center facility and used for the ongoing maintenance, periodic repairs and any upgrades needed to continue providing safe, operational tennis facilities. Funding is routinely used for resurfacing needs for the asphalt courts, lighting repairs and fencing/screening improvements associated with the outdoor courts.

Details

Status	Ongoing
Budget Outcome	Vibrant City Economy and Quality of Life
Recommendation	In Conformance with the Plan

Location



Funding Sources Breakdown

Funding Sources	FY2025	FY2026	FY2027	FY2028	FY2029	FY2030	Total
Tennis Fees	\$20,000	\$20,000	\$20,000	\$20,000	\$20,000	\$20,000	\$120,000
Total	\$20,000	\$20,000	\$20,000	\$20,000	\$20,000	\$20,000	\$120,000

Waterford Development Trail - I.F. Zone 4

Overview

Request Owner	Parks CIP, Parks
Est. Start Date	01/01/2023
Department	09-Parks & Recreation
Type	Capital Improvement

Description

Beginning near 84th and O Streets, this segment of concrete trail will extend approximately two miles northeasterly to near 104th and Holdredge. It will serve the Waterford Development, Southeast Community College campus, and connect to the overall community-wide trails system to provide additional recreation/commuting opportunities to all trail users. The trail will be located in Impact Fee Zone 4. The funding shown for Impact Fees represents the City's 20% match for anticipated Federal Transportation Alternatives Program (TAP) funding. Total project cost is estimated to be approximately \$2.75M with TAP funding at \$2.2M or 80% of the project costs. Depending on the availability of Federal Transportation funding, it's possible that the project will be constructed in two phases of approximately one mile each (84th to 98th and 98th to 104th/Holdredge).

Details

Status	Ongoing
Budget Outcome	Vibrant City Economy and Quality of Life
Recommendation	In Conformance with the Plan

Location



Funding Sources Breakdown

Funding Sources	FY2025	FY2026	FY2027	FY2028	FY2029	FY2030	Total
Impact Fees	\$348,500	\$0	\$0	\$0	\$0	\$0	\$348,500
State/Federal Aid – Capital	\$1,393,800	\$0	\$0	\$0	\$0	\$0	\$1,393,800
Total	\$1,742,300	\$0	\$0	\$0	\$0	\$0	\$1,742,300

Wetlands/Open Space Acquisition, Easements, Restoration

Overview

Request Owner	Parks CIP, Parks
Department	09-Parks & Recreation
Type	Capital Improvement

Description

The Comprehensive Plan and Climate Action Plan both identify the importance of the community to acquire parkland, conserve open space areas and preserve saline/freshwater wetlands, prairies and other natural resources in cooperation with development and population growth. These funds are used for conservation and restoration projects, acquisition of land by title and/or easements, development of recreational trail segments, and as 'matching funds' with the Nebraska Environmental Trust and other funding sources/partners per interlocal agreement. Project activities conserve and restore natural resources in the Salt Creek watershed for the purpose of ecological preservation, protection, management and enhancement as well as flood water management.

Details

Status	Ongoing
Budget Outcome	Strong and Resilient City
Recommendation	In Conformance with the Plan

Location



Funding Sources Breakdown

Funding Sources	FY2025	FY2026	FY2027	FY2028	FY2029	FY2030	Total
General Revenues	\$110,000	\$110,000	\$120,000	\$120,000	\$150,000	\$150,000	\$760,000
Total	\$110,000	\$110,000	\$120,000	\$120,000	\$150,000	\$150,000	\$760,000

Wilderness Park Master Plan Improvements

Overview

Request Owner	Parks CIP, Parks
Department	09-Parks & Recreation
Type	Capital Improvement

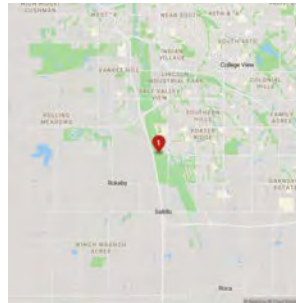
Description

Wilderness Park has over thirty miles of natural surface trails for hiking, cycling, riding and skiing. The master plan guides future park renovation efforts and improve park visitors' experience. General categories of improvements include multi-use trail restoration as well as the addition of wayfinding signage/kiosks, parking lot improvements and associated amenities. In addition, the bridges located throughout Wilderness Park are an area of focus. Each of the existing bridges is inspected on a regular rotation and those in need of repair and replacement are prioritized according to their condition and role in providing critical park access. "Other" financing includes a Land & Water Conservation Fund grant and a capital campaign being conducted by the Lincoln Parks Foundation.

Details

Status	Ongoing
Budget Outcome	Vibrant City Economy and Quality of Life
Recommendation	Generally Conforms to the Plan

Location



Funding Sources Breakdown

Funding Sources	FY2025	FY2026	FY2027	FY2028	FY2029	FY2030	Total
General Revenues	\$75,000	\$75,000	\$75,000	\$75,000	\$75,000	\$75,000	\$450,000
Total	\$75,000	\$75,000	\$75,000	\$75,000	\$75,000	\$75,000	\$450,000

Winnett Trust Fund - Annual Distribution

Overview

Request Owner	Parks CIP, Parks
Department	09-Parks & Recreation
Type	Capital Improvement

Description

The Winnett Trust Fund was established for improvements and enhancements to the City's public art, fountains and permanent decorations. Proceeds from the Trust Funds are distributed on an annual basis. Other Financing consists of the annual distribution of funds from this private trust.

Details

Status	Ongoing
Budget Outcome	Vibrant City Economy and Quality of Life
Recommendation	Generally Conforms to the Plan

Location



Funding Sources Breakdown

Funding Sources	FY2025	FY2026	FY2027	FY2028	FY2029	FY2030	Total
Other Financing	\$75,000	\$75,000	\$75,000	\$75,000	\$75,000	\$75,000	\$450,000
Total	\$75,000	\$75,000	\$75,000	\$75,000	\$75,000	\$75,000	\$450,000

Yankee Hill Road Trail (48th - 70th) - I.F. Zone 6

Overview

Request Owner	Parks CIP, Parks
Est. Start Date	01/01/2026
Department	09-Parks & Recreation
Type	Capital Improvement

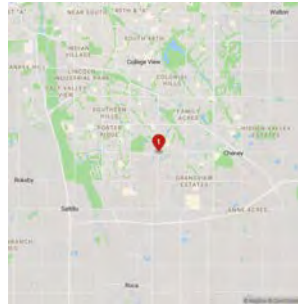
Description

Following along the northern right-of-way for Yankee Hill Road, this concrete trail will extend from S. 48th Street to S. 70th Street. Located in Impact Fee Zone 6, this addition to the overall community-wide trail system will provide additional recreation and commuting opportunities/connections for all trail users. The funding shown in this project represents the use of Impact Fees for the City's 20% match to anticipated Federal Transportation Alternatives Program (TAP) funds. The total project costs are estimated to be \$1.2M with TAP funding \$920,000 or 80% of these project costs.

Details

Status	Ongoing
Budget Outcome	Vibrant City Economy and Quality of Life
Recommendation	In Conformance with the Plan

Location



Funding Sources Breakdown

Funding Sources	FY2025	FY2026	FY2027	FY2028	FY2029	FY2030	Total
Impact Fees	\$0	\$50,000	\$230,000	\$0	\$0	\$0	\$280,000
Other Financing	\$0	\$0	\$920,000	\$0	\$0		\$920,000
Total	\$0	\$50,000	\$1,150,000	\$0	\$0	\$0	\$1,200,000